

**BOARD OF COUNTY COMMISSIONERS
WASHOE COUNTY, NEVADA**

TUESDAY

8:30 A.M.

NOVEMBER 13, 2012

PRESENT:

Robert Larkin, Chairman
Bonnie Weber, Vice Chairperson
John Breternitz, Commissioner
David Humke, Commissioner*

Amy Harvey, County Clerk (8:31 a.m. to 11:20 a.m.)
Nancy Parent, Chief Deputy Clerk (11:20 a.m. to 3:50 p.m.)
Katy Simon, County Manager
Paul Lipparelli, Legal Counsel

ABSENT:

Kitty Jung, Commissioner

The Washoe County Board of Commissioners convened at 8:31 a.m. in regular session in the Commission Chambers of the Washoe County Administration Complex, 1001 East Ninth Street, Reno, Nevada. Following the Pledge of Allegiance to the flag of our Country, the Clerk called the roll and the Board conducted the following business:

12-1035 AGENDA ITEM 3 – PUBLIC COMMENT

Agenda Subject: “Public Comment. Comment heard under this item will be limited to two minutes per person and may pertain to matters both on and off the Commission agenda. The Commission will also hear public comment during individual action items, with comment limited to two minutes per person. Comments are to be made to the Commission as a whole.”

Marsy Kupersmith stated her disappointment for the wording on the recent WC-2 ballot initiative. She indicated that the Committee for WC-2 was not allowed to word the initiative as intended for funding regarding senior services and noted that “additional services” was added to the wording of the initiative. In speaking to citizens after the election, she felt if the wording allowed for “only senior services funding” the initiative would have passed.

Mark Brant spoke on the vacant Board of Library Trustee’s position that would be chosen later in the meeting. He felt that he would bring knowledge, abilities and skills to that position and would benefit all parties involved. He explained his experience as a Custodial Services Supervisor for the County and that he was a member of the design team for several of the library facilities. During that time he became well aware of the Library System and the services it provided in the community and felt that he would be an excellent addition to the Library Board of Trustees.

Connie McMullen supported Agenda Item 6C that would provide for an employee at the Sparks Senior Center ensuring that the current hours remained and the facility would remain open. In regard to WC-2, she felt the vote did not change anything since not a day passed when someone did not approach her and ask about the Senior Law Project. She indicated that hearings were being held to move that Project to a third party, which would then come before the County Commission for approval. She remarked that services for seniors were declining and diminishing and suggested the Board use a Bill Draft Request (BDR) to add an ad valorem tax to allow for additional senior services funding.

Donna Clontz spoke on the needs of senior citizens in the County. She concurred with the remarks made by Ms. McMullen and also suggested a BDR be used for a General Services Tax (GST).

Cathy Brandhorst addressed the Board and voiced several of her concerns.

Sam Dehne stated his disdain over the voting process and remarked on the recent election.

12-1036 AGENDA ITEM 4 – ANNOUNCEMENTS

Agenda Subject: “Commissioners’/Manager’s Announcements, Requests for Information, Topics for Future Agendas, Statements Relating to Items Not on the Agenda and any ideas and suggestions for greater efficiency, cost effectiveness and innovation in County government. (No discussion among Commissioners will take place on this item.)”

Katy Simon, County Manager, noted that Agenda Item 27 would be pulled from the agenda. She also indicated that the Truckee Meadows Fire Protection District’s (TMFPD) agenda was not timely posted and would not be heard. Ms. Simon read compliments for County staff that had been received in the Manager’s Office.

Commissioner Weber indicated that Agenda Item 8 noted it must be heard **before** Agenda Item 9; however, she requested that item be heard **after** Agenda Item 9, which would occur after the South Truckee Meadows General Improvement District’s (STMGID) general discussion. She also requested a future agenda item to discuss the General Services Tax (GST).

12-1037 AGENDA ITEM 5 – CANVASS OF VOTE

Agenda Subject: “Declaration of Canvass of Vote and Order (2012 General Election). (All Commission Districts.)”

Pursuant to NRS 293.387, Dan Burk, Registrar of Voters, presented the abstract of the votes cast for all candidates and questions in all of the precincts in Washoe County in the General Election conducted on Tuesday, November 6, 2012 and certified

the same to be true and correct as certified by the Accuracy Certification Board pursuant to NRS 293B.390 for canvass. Duly executed Submission of Abstract and Certificate of Accuracy Certification Board were placed on file with the Clerk.

Mr. Burk reviewed the statistics and results of the 2012 General Election and reviewed the General Unofficial Summary, which was distributed to the Board and placed on file with the Clerk. In moving toward the future, he said an adequate voting site had to be located for Sun Valley citizens and also a way to expedite early voting in the final days. Mr. Burk indicated that the voting machines were aging, which would have to be addressed in the future as well as refocusing on poll worker training.

Mr. Burk commented that there was a 78 percent voter turnout for the General Election. He thanked Scolari Grocery Stores for their commitment; the Washoe County School District (WCSD) for closing schools on Election Day; the Reprographics Department, which redesigned the sample ballots in-house and saved a tremendous amount of resources in production costs; the Geographic Information Systems (GIS); Technology Services, especially Brian Takemoto who spent hours ensuring that everything was working; the Washoe County Sheriff's Office (WCSO) for their security and assistance with the offload process of the voting machines; and, Nancy Leuenhagen and the Community Relations Department.

Mr. Burk thanked his staff beginning with Cate Salim who was in charge of the logistics and supplies to and from the polling locations and recruitment for all the polling locations used on Election Day; Deanna Spikula who conducted the redistricting and was in charge of the absentee ballots ensuring particular attention and care to those processes; Heather Carmen who was in charge of the front office and, due to staff reductions, took on the recruitment process and the training for poll workers; and, Luanne Cutler who was in charge of accounts payable, ballot design, the accounting and tabulation of the system and, due to his recent illness, became the face and voice of the Department. Mr. Burk remarked that those four ladies ran the largest election in County history and noted that not one of them was a manager, which was a testament to County employees.

Commissioner Weber thanked Mr. Burk for his leadership. She questioned what was verified on the machines. Mr. Burk explained that the paper version agreed with the electronic version of the vote cast. He said former Commissioner Jim Galloway had insisted that the ballots also be hand checked. He explained that a ballot was chosen randomly by the Elections Task Force to check on the accuracy of the system. Commissioner Weber remarked that the voter verified paper ballot was the best thing that any community could have to ensure accuracy. Mr. Burk stated that Nevada was the first State in the nation to require every single polling place have a paper copy that voters could review before casting their vote.

Greg Neuweiler, Certification Board Chairman, commented that voters were now comfortable with the voting system. He noted that the election was certified on November 10, 2012.

Chairman Larkin asked if it were possible to canvass the vote with three Commissioners present. Paul Lipparelli, Legal Counsel, explained that NRS 293.387 stated that the canvass must be completed within six working days following the election. However, the statute did not contain any requirement there be a super majority approval of the election.

In response to the call for public comment, Sam Dehne stated his distrust of the voting system and felt that paper ballots should be re-implemented. He disagreed that a super majority would not be needed to canvass the vote.

After conducting the canvass, the Board declared the abstract, as presented, to be a true vote cast; and, on motion by Commissioner Breternitz, seconded by Commissioner Weber, which motion duly carried with Commissioners Humke and Jung absent, Chairman Larkin ordered that the members present execute the Certification of the Official Canvass for the 2012 General Election, as presented. It was further ordered that the Clerk be directed to enter upon the record of the Board an abstract of the results, which shall contain the number of votes cast for each candidate and question, and that the Registrar of Voters submit a certified copy of the abstract to the Secretary of State.

CONSENT AGENDA

12-1038 AGENDA ITEM 6A

Agenda Subject: “Approve minutes for the Board of County Commissioners' regular meetings for September 25, October 9 and special meeting for October 18, 2012.”

There was no public comment on this item.

On motion by Commissioner Breternitz, seconded by Commissioner Weber, which motion duly carried with Commissioners Jung and Humke absent, it was ordered that Agenda Item 6A be approved.

12-1039 AGENDA ITEM 6B

Agenda Subject: “Cancel December 18 and 25, 2012 County Commission meetings.”

There was no public comment on this item.

On motion by Commissioner Breternitz, seconded by Commissioner Weber, which motion duly carried with Commissioners Jung and Humke absent, it was ordered that Agenda Item 6B be approved.

12-1040 AGENDA ITEM 6C – SENIOR SERVICES

Agenda Subject: “Authorize creation of a .75 FTE, fully benefitted, part-time Office Assistant II position (30 hours per week) to staff the Sparks Senior Center (funded in part by the City of Sparks), to be evaluated by the Job Evaluation Committee; and if approved, direct Finance to make the necessary budget adjustments and the Human Resources Department to make necessary staffing adjustments and initiate the recruitment process. (All Commission Districts.)”

There was no public comment on this item.

On motion by Commissioner Breternitz, seconded by Commissioner Weber, which motion duly carried with Commissioners Jung and Humke absent, it was ordered that Agenda Item 6C be approved and directed.

12-1041 AGENDA ITEM 6D – SOCIAL SERVICES

Agenda Subject: “Authorize budget category adjustments for the Department of Social Services’ Casey Family Programs Grant that support the Family Solutions Team process; authorize travel and travel reimbursements for non-County employees; and if approved, direct Finance to make the appropriate budget adjustments. (All Commission Districts.)”

In response to the call for public comment, Cathy Brandhorst voiced her opinion on this item.

On motion by Commissioner Breternitz, seconded by Commissioner Weber, which motion duly carried with Commissioners Jung and Humke absent, it was ordered that Agenda Item 6D be approved, authorized and directed.

12-1042 AGENDA ITEM 6E(1) – COMMUNITY SERVICES/BUILDING AND SAFETY

Agenda Subject: “Approve a request to initiate proceedings to amend the Washoe County Code (Chapter 100 – Building Codes) to adopt the 2012 Edition of the International Building Code, 2012 International Residential Code, 2012 International Existing Building Code, 2012 Uniform Plumbing Code, 2012 Uniform Mechanical Code, 2011 National Electrical Code, 2012 Northern Nevada Amendments and other matters relating to the provisions of Chapter 100, effective July 1, 2013; and direct the County Clerk to submit the request to the District Attorney for preparation of a proposed ordinance, pursuant to Washoe County Code section 2.030 and 2.040. (All Commission Districts.)”

There was no public comment on this item.

On motion by Commissioner Breternitz, seconded by Commissioner Weber, which motion duly carried with Commissioners Jung and Humke absent, it was ordered that Agenda Item 6E(1) be approved and directed.

12-1043 AGENDA ITEM 6E(2) – COMMUNITY SERVICES/PARKS

Agenda Subject: “Accept Shooting Range Sub-Grant Award [\$69,432, with \$26,307 County in-kind/cash match from Ruby Pipeline Mitigation Funds] from the Nevada Department of Wildlife (NDOW); and if accepted, approve the NDOW Sub-Grant Agreement and authorize the Community Services Director to sign the Agreement and all associated grant documents on behalf of the County; and authorize Finance to make the appropriate budget adjustments. (Commission District 5.)”

In response to the call for public comment, Cathy Brandhorst voiced her opinion on this item.

On motion by Commissioner Breternitz, seconded by Commissioner Weber, which motion duly carried with Commissioners Jung and Humke absent, it was ordered that Agenda Item 6E(2) be approved, accepted, authorized and executed.

12-1044 AGENDA ITEM 6E(3) – COMMUNITY SERVICES/WATER RESOURCES

Agenda Subject: “Approve the Water Rights Deed transferring 6.06 acre-feet of water rights from Washoe County to K.L. Learey and/or Diana L. Learey. (Commission District 5.)”

There was no public comment on this item.

On motion by Commissioner Breternitz, seconded by Commissioner Weber, which motion duly carried with Commissioners Jung and Humke absent, it was ordered that Agenda Item 6E(3) be approved.

12-1045 AGENDA ITEM 6E(4) – COMMUNITY SERVICES/WATER RESOURCES

Agenda Subject: “Approve an Abandonment and Relinquishment of Public Utility Easement on Assessor’s Parcel Number 552-141-10. (Commission District 3.)”

There was no public comment on this item.

On motion by Commissioner Breternitz, seconded by Commissioner Weber, which motion duly carried with Commissioners Jung and Humke absent, it was ordered that Agenda Item 6E(4) be approved.

12-1046 AGENDA ITEM 6E(5) – COMMUNITY SERVICES/WATER RESOURCES

Agenda Subject: “Approve the 2008-2011 Central Truckee Meadows Remediation District Fee Correction Reimbursement [totaling \$741.27 – existing CTMRD revenues]. (All Commission Districts.)”

There was no public comment on this item.

On motion by Commissioner Breternitz, seconded by Commissioner Weber, which motion duly carried with Commissioners Jung and Humke absent, it was ordered that Agenda Item 6E(5) be approved.

12-1047 AGENDA ITEM 6F(1) – DISTRICT COURT

Agenda Subject: “Acknowledge grant award [\$5,000, no County match required] effective Fiscal Year 2012-2013 from the Robert Z. Hawkins Foundation to the Second Judicial District Court for the Law Library; and direct Finance to make the necessary budget adjustments. (All Commission Districts.)”

There was no public comment on this item.

On motion by Commissioner Breternitz, seconded by Commissioner Weber, which motion duly carried with Commissioners Jung and Humke absent, it was ordered that Agenda Item 6F(1) be acknowledged and directed.

12-1048 AGENDA ITEM 6F(2) – DISTRICT COURT

Agenda Subject: “Accept direct grant award from the Office of Traffic Safety [\$35,000, with in-kind match required] retroactively from October 1, 2012 to September 30, 2013 to support the Felony DUI Court; and authorize Finance to make necessary budget adjustments. (All Commission Districts.)”

In response to the call for public comment, Cathy Brandhorst voiced her opinion on this item.

On motion by Commissioner Breternitz, seconded by Commissioner Weber, which motion duly carried with Commissioners Jung and Humke absent, it was ordered that Agenda Item 6F(2) be accepted and authorized.

12-1049 AGENDA ITEM 6G(1) - FINANCE

Agenda Subject: “Authorize the Tax Collector to strike names and amounts identified on Delinquency/ Uncollectible Personal Property Tax List for Tax Years 1986/87 to 2012/2013 [\$50,077.80]. (All Commission Districts.)”

There was no public comment on this item.

On motion by Commissioner Breternitz, seconded by Commissioner Weber, which motion duly carried with Commissioners Jung and Humke absent, it was ordered that Agenda Item 6G(1) be authorized.

12-1050 AGENDA ITEM 6G(2) - FINANCE

Agenda Subject: “Approve payment of estimated annual assessment for Washoe County’s self-funded Workers’ Compensation program for Fiscal Year 2012/2013, to the State of Nevada, Division of Industrial Relations, in four installments of \$41,530.18 each [total of \$166,120.70]. (All Commission Districts.)”

There was no public comment on this item.

On motion by Commissioner Breternitz, seconded by Commissioner Weber, which motion duly carried with Commissioners Jung and Humke absent, it was ordered that Agenda Item 6G(2) be approved.

12-1051 AGENDA ITEM 6H(1) – HUMAN RESOURCES

Agenda Subject: “Approve Interlocal Agreement for the Provision of Training between Washoe County and the City of Reno for professional training services for City employees as needed and available by Washoe County through the Learning Center, a division of the Department of Human Resources. Contract shall be effective upon Board approval through September 30, 2013. (All Commission Districts.)”

There was no public comment on this item.

On motion by Commissioner Breternitz, seconded by Commissioner Weber, which motion duly carried with Commissioners Jung and Humke absent, it was ordered that Agenda Item 6H(1) be approved. The Interlocal Agreement for same is attached hereto and made a part of the minutes thereof.

12-1052 AGENDA ITEM 6H(2) – HUMAN RESOURCES

Agenda Subject: “Approve a general wage increase of 3.125% for the Confidential Undersheriff and Chief Deputy Sheriffs retroactive to July 1, 2012 commensurate with the general wage increase of 3.125% approved for Supervisory Deputy Sheriffs [projected annual cost of general increase to be effective July 1, 2012 is approximately \$21,366.] (All Commission Districts.)”

There was no public comment on this item.

On motion by Commissioner Breternitz, seconded by Commissioner Weber, which motion duly carried with Commissioners Jung and Humke absent, it was ordered that Agenda Item 6H(2) be approved.

12-1053 AGENDA ITEM 6I(1) – MANAGER/GRANTS ADMINISTRATOR

Agenda Subject: “Acknowledge receipt of an update report on the status of the Washoe County American Recovery and Reinvestment Act 2009 (Stimulus) projects for July through September 2012. (All Commission Districts.)”

There was no public comment on this item.

On motion by Commissioner Breternitz, seconded by Commissioner Weber, which motion duly carried with Commissioners Jung and Humke absent, it was ordered that Agenda Item 6I(1) be acknowledged.

12-1054 AGENDA ITEM 6I(2) – MANAGER/EMERGENCY MANAGEMENT

Agenda Subject: “Accept 2012 Department of Homeland Security (DHS), State Homeland Security Program (SHSP) Exercise Grant [\$62,630, no match required], of which no more than \$2,000 will be spent on refreshments for exercises; and direct Finance to make the appropriate budget adjustments. (All Commission Districts.)”

There was no public comment on this item.

On motion by Commissioner Breternitz, seconded by Commissioner Weber, which motion duly carried with Commissioners Jung and Humke absent, it was ordered that Agenda Item 6I(2) be accepted and directed.

12-1055 AGENDA ITEM 6J(1) - SHERIFF/ANIMAL SERVICES

Agenda Subject: “Accept 10 Havahart Cat Traps [valued at \$499.90] from Peggy Rew, American Red Cross Dog and Cat First Aid & CPR Instructor, for Washoe County Regional Animal Services. The traps are to be issued to citizens for the purpose of trapping feral, stray and nuisance cats. (All Commission Districts.)”

On behalf of the Board, Commissioner Weber thanked Peggy Rew, American Red Cross Dog and Cat First Aid & CPR Instructor for her generous donation.

There was no public comment on this item.

On motion by Commissioner Breternitz, seconded by Commissioner Weber, which motion duly carried with Commissioners Jung and Humke absent, it was ordered that Agenda Item 6J(1) be accepted.

12-1056 AGENDA ITEM 6J(2) - SHERIFF/ANIMAL SERVICES

Agenda Subject: “Accept various monetary donations [\$11,407] to Washoe County Regional Animal Services for the period January 1, 2012 - September 30, 2012 to be used for the humane care and treatment of sick and/or injured, stray or abandoned animals received; and authorize Finance to make the appropriate budget adjustments. (All Commission Districts.)”

On behalf of the Board, Commissioner Weber thanked the various donors for their generous donations.

There was no public comment on this item.

On motion by Commissioner Breternitz, seconded by Commissioner Weber, which motion duly carried with Commissioners Jung and Humke absent, it was ordered that Agenda Item 6J(2) be accepted and authorized.

12-1057 AGENDA ITEM 6J(3) - SHERIFF/ANIMAL SERVICES

Agenda Subject: “Accept donation [\$16,020] from the estate of Patricia G. West for Regional Animal Services, in the form of a Certificate of Deposit, for the purchase of equipment and operating supplies; and authorize Finance to make the necessary budget adjustments. (All Commission Districts.)”

On behalf of the Board, Commissioner Weber thanked the estate of Patricia West for their generous donation.

There was no public comment on this item.

On motion by Commissioner Breternitz, seconded by Commissioner Weber, which motion duly carried with Commissioners Jung and Humke absent, it was ordered that Agenda Item 6J(3) be accepted and authorized.

12-1058 AGENDA ITEM 6J(4) - SHERIFF/ANIMAL SERVICES

Agenda Subject: “Accept donation from The Reno Kennel Club [valued at \$800] for one pallet of Kirkland Dry Dog Food for Washoe County Regional Animal Services to feed the dogs housed at the Animal Services facility. (All Commission Districts.)”

On behalf of the Board, Commissioner Weber thanked the Reno Kennel Club for their generous donation.

There was no public comment on this item.

On motion by Commissioner Breternitz, seconded by Commissioner Weber, which motion duly carried with Commissioners Jung and Humke absent, it was ordered that Agenda Item 6J(4) be accepted.

12-1059 AGENDA ITEM 6J(5) - SHERIFF/ANIMAL SERVICES

Agenda Subject: “Approve a campaign to waive late dog licensing fees for Washoe County residents for a period not to exceed one year commencing February, 2013 with an estimated maximum loss of revenue of \$10,000 depending on the success of the program. The goal is to promote the importance of dog licensing to owners and to reduce the overall cost to Animal Services. (All Commission Districts.)”

There was no public comment on this item.

On motion by Commissioner Breternitz, seconded by Commissioner Weber, which motion duly carried with Commissioners Jung and Humke absent, it was ordered that Agenda Item 6J(5) be approved.

12-1060 AGENDA ITEM 6J(6) - SHERIFF/ANIMAL SERVICES

Agenda Subject: “Approve a campaign to waive microchip fees for Washoe County residents for a period not to exceed one year commencing February 2013 with an estimated loss of net revenue ranging from \$13,000 - \$35,000 depending on the success of the program. The goal is to promote the safe return of stray animals to their owners and to reduce the overall cost to Animal Services. (All Commission Districts.)”

There was no public comment on this item.

On motion by Commissioner Breternitz, seconded by Commissioner Weber, which motion duly carried with Commissioners Jung and Humke absent, it was ordered that Agenda Item 6J(6) be approved.

12-1061 AGENDA ITEM 6J(7) - SHERIFF

Agenda Subject: “Accept grant funds [\$68,520, no cash match] to the Washoe County Sheriff’s Office Sheriff’s Community Work Program from the Community Foundation of Western Nevada, Truckee River Fund, to be used to continue to pay for an Inmate Work Program Leader to supervise inmate and community service work crews, and for dumpster rental for work crews for re-vegetation, weed control and graffiti removal; and direct Finance to make the necessary budget adjustments. (All Commission Districts.)”

There was no public comment on this item.

On motion by Commissioner Breternitz, seconded by Commissioner Weber, which motion duly carried with Commissioners Jung and Humke absent, it was ordered that Agenda Item 6J(7) be accepted and directed.

12-1062 AGENDA ITEM 6J(8) - SHERIFF

Agenda Subject: “Accept grant award [\$89,000, no cash match] from the Nevada Office of Traffic Safety for FY 2012/2013 to cover overtime costs incurred while conducting Traffic Enforcement Checkpoints; and authorize Finance to make the necessary budget adjustments. (All Commission Districts.)”

There was no public comment on this item.

On motion by Commissioner Breternitz, seconded by Commissioner Weber, which motion duly carried with Commissioners Jung and Humke absent, it was ordered that Agenda Item 6J(8) be accepted and authorized.

12-1063 AGENDA ITEM 6J(9) - SHERIFF

Agenda Subject: “Accept supplemental grant award [\$1,013.45, no cash match] from the Nevada Office of Traffic Safety for FY 2012/2013 to cover additional overtime costs incurred conducting Traffic Enforcement Checkpoints, and authorize Finance to make the necessary budget adjustments. (All Commission Districts.)”

There was no public comment on this item.

On motion by Commissioner Breternitz, seconded by Commissioner Weber, which motion duly carried with Commissioners Jung and Humke absent, it was ordered that Agenda Item 6J(9) be accepted and authorized.

12-1064 AGENDA ITEM 6J(10) – SHERIFF

Agenda Subject: “Accept Paul Coverdell Forensic Science Improvement Grant 12-FSI-02 [\$60,341, no County match] for the Forensic Science Divisions (FSD) Firearms Section Capacity Enhancement Project (Federal Fiscal Year 10-01-12 thru 09-30-13), and approve extension to the Professional Services Agreement for Firearms/Toolmark Examination Services to August 31, 2014 between the Washoe County Sheriff’s Office and Noedel Scientific; and authorize Finance to make appropriate budget adjustments. (All Commission Districts.)”

There was no public comment on this item.

On motion by Commissioner Breternitz, seconded by Commissioner Weber, which motion duly carried with Commissioners Jung and Humke absent, it was ordered that Agenda Item 6J(10) be accepted, approved and authorized.

12-1065 AGENDA ITEM 7 - APPEARANCE

Agenda Subject: “Ken Kelley, FAA Flight Standards District Office. Presentation of the Wright Brothers Master Pilot Award. (Requested by Chairman Larkin)”

Ken Kelley, FAA Flight Standards District Office, presented a certificate, plaque and lapel pins to the Wright Brothers Master Pilot award recipient Robert Meurer. Mr. Kelley explained that the recipient of this award needed to achieve a minimum of 50 years of safe flying which began calculating from the date of their first solo flight. He noted that Mr. Meurer’s first solo flight was on May 22, 1960 and reviewed Mr. Meurer’s flight career that spanned 50+ years.

Mr. Meurer said it had been a very rewarding career and thanked Mr. Kelley for this prestigious award.

There was no action taken or public comment on this item.

* * * * *

Katy Simon, County Manager, indicated that Agenda Item 6H(3) should have been pulled from the consent agenda. On advice from Legal Counsel, on motion by Commissioner Weber, seconded by Commissioner Breternitz, which motion duly carried with Commissioners Humke and Jung absent, it was ordered that Agenda Item 6H(3) be reconsidered. It was noted that Ms. Simon then pulled Item 6H(3) from the agenda.

BLOCK VOTE

The following agenda items were consolidated and voted on in a block vote: Agenda Items 14, 16, 17, 18, 19, 20, 21, 23, 28 and 30.

12-1066 AGENDA ITEM 14 - MANAGER

Agenda Subject: “Status report and recommendation to appoint Kevin Schiller as Project Leader for the work required to evaluate the feasibility of a Washoe County Human Services Agency that would integrate the Departments of Social Services, Senior Services, and the Public Guardian. (All Commission Districts.)”

Katy Simon, County Manager, explained that this was not a decision to integrate the departments, but was a decision to appoint Kevin Schiller as the project leader to guide the work to evaluate the feasibility.

There was no public comment on this item.

On motion by Commissioner Weber, seconded by Commissioner Breternitz, which motion duly carried with Commissioners Jung and Humke absent, it was ordered that Agenda Item 14 be approved.

12-1067 AGENDA ITEM 16 - LIBRARY

Agenda Subject: “Recommendation to appoint one individual to the vacant Washoe County Library Board of Trustees Seat, with a term effective December 1, 2012 through June 30, 2015. (All Commission Districts.)”

There was no public comment on this item.

On motion by Commissioner Weber, seconded by Commissioner Breternitz, which motion duly carried with Commissioners Jung and Humke absent, it was ordered that Mark Brant be appointed to the Washoe County Library Board of Trustees, with a term effective December 1, 2012 through June 30, 2015.

12-1068 AGENDA ITEM 17 – MANAGER/EMERGENCY MANAGEMENT

Agenda Subject: “Recommendation to accept 2012 Department of Homeland Security (DHS) State Homeland Security Program (SHSP) grant [\$243,500, no match required]; and accept, in accordance with DHS grant guidelines, the federal grant reimbursement of indirect costs at a rate that does not exceed 5% in an anticipated approximate amount of \$11,500 which will be reimbursed to the general fund; and approve the grant expenditures not to exceed \$4,500 on refreshments in accordance with the grant deliverables; and direct the Finance Department to make the appropriate budget adjustments. (All Commission Districts.)”

In response to the call for public comment, Cathy Brandhorst addressed the Board on this item.

On motion by Commissioner Weber, seconded by Commissioner Breternitz, which motion duly carried with Commissioners Jung and Humke absent, it was ordered that Agenda Item 17 be accepted and directed.

12-1069 AGENDA ITEM 18 – DISTRICT COURT

Agenda Subject: “Recommendation to approve a court-restricted capital expansion account pilot project to support the long-term capital needs of the Second Judicial District Court; and direct Finance to make the necessary budget adjustments.”

There was no public comment on this item.

On motion by Commissioner Weber, seconded by Commissioner Breternitz, which motion duly carried with Commissioners Jung and Humke absent, it was ordered that Agenda Item 18 be approved and directed.

12-1070 AGENDA ITEM 19 – COMMUNITY SERVICES/WATER RESOURCES

Agenda Subject: “Recommendation to award a bid for the Lemmon Valley Tank No. 2 Water Main Project to WWW Construction, Inc., the lowest, responsive, responsible bidder [\$137,132 - Water Resources enterprise fund]. (Commission District 5.)”

There was no public comment on this item.

On motion by Commissioner Weber, seconded by Commissioner Breternitz, which motion duly carried with Commissioners Jung and Humke absent, it was ordered that Agenda Item 19 be awarded.

12-1071 AGENDA ITEM 20 - SHERIFF

Agenda Subject: “Recommendation to accept grant award [\$285,599, no County match) from the United States Department of Justice, Bureau of Justice Assistance FFY 2011 to be used for detention facility improvements, furniture, equipment, travel and repairs and maintenance, pursuant to the State Criminal Alien Assistance Program; and authorize Finance to make necessary budget adjustments. (All Commission Districts.)”

There was no public comment on this item.

On motion by Commissioner Weber, seconded by Commissioner Breternitz, which motion duly carried with Commissioners Jung and Humke absent, it was ordered that Agenda Item 20 be accepted and authorized.

12-1072 AGENDA ITEM 21 - SHERIFF

Agenda Subject: “Recommendation to approve Amendment #1 Interlocal Contract between Las Vegas Metropolitan Police Department and the Washoe County Board of County Commissioners on behalf of the Sheriff’s Office and accept a grant award from Las Vegas Metropolitan Police Department [\$127,357.50, no cash match required] for reimbursement of expenses associated with Internet Crimes Against Children investigations; and authorize Finance to make the necessary budget adjustments. (All Commission Districts.)”

There was no public comment on this item.

On motion by Commissioner Weber, seconded by Commissioner Breternitz, which motion duly carried with Commissioners Jung and Humke absent, it was ordered that Agenda Item 21 be approved and authorized. The Amendment No. 1 Interlocal Contract is attached hereto and made a part of the minutes thereof.

12-1073 AGENDA ITEM 23 – COMMUNITY SERVICES/PARKS

Agenda Subject: “Recommendation to approve final design, acceptance of Opinion of Probable Cost (OPC), and authorize the Department of Community Services to issue a Request for Bids to construct the Phase IV North Valleys Regional Park Water Play Splash Pad and Improvements. [OPC of \$3,200,000 - Funded by Sierra Sage Golf Course water rights proceeds]. (Commission District 5.)”

There was no public comment on this item.

On motion by Commissioner Weber, seconded by Commissioner Breternitz, which motion duly carried with Commissioners Jung and Humke absent, it was ordered that Agenda Item 23 be approved and authorized.

12-1074 AGENDA ITEM 28 - TREASURER

Agenda Subject: “Recommendation to authorize the Purchasing Department to release a Request for Proposal for Investment Management Services on behalf of the Treasurer, for a term of three years with annual renewal options as agreed upon by both parties. [Estimated annual cost \$290,000 which is allocated among the funds and agencies who participate in the Washoe County Investment Pool]. (All Commission Districts.)”

There was no public comment on this item.

On motion by Commissioner Weber, seconded by Commissioner Breternitz, which motion duly carried with Commissioners Jung and Humke absent, it was ordered that Agenda Item 28 be authorized.

12-1075 AGENDA ITEM 30 - TREASURER

Agenda Subject: “Recommendation to approve Washoe County, Nevada Amendment to Banking Services Agreement between the County of Washoe and Bank of America for general banking services, extending the agreement to December 31, 2014. [Estimated annual cost \$150,000]. (All Commission Districts.)”

There was no public comment on this item.

On motion by Commissioner Weber, seconded by Commissioner Breternitz, which motion duly carried with Commissioners Jung and Humke absent, it was ordered that Agenda Item 30 be approved.

9:50 a.m. The Board took a brief recess.

***9:58 a.m.** The Board reconvened. Commissioner Humke arrived during the recess.

Agenda Subject: “Discussion and potential direction to staff regarding the August 2012 TriData Emergency Medical Systems Analysis Final Report and recommendations contained within the Final Report, and other emergency medical systems reports and studies that may be of interest. (All Commission Districts).”

John Slaughter, Management Services Director, conducted a PowerPoint presentation, which was placed on file with the Clerk. The presentation reviewed the Emergency Medical Systems (EMS) timeline and the related action that occurred during the months of October and November 2012. He indicated that a meeting was scheduled for November 19, 2012 between the County Manager, the City Managers of Reno and Sparks, and the District Health Officer to discuss the next steps related to the EMS process.

Chairman Larkin asked for an update of the discussion that occurred during a recent Reno City Council meeting. Mr. Slaughter said the District Health Officer presented the outcome of the October 25, 2012 Board of Health meeting to the City Council. He said the City Council then directed their staff to implement the recommendations in their staff report stating that the City had authority in the EMS report, and to work with the District Health Department.

During the joint meeting held on October 18, 2012, Commissioner Breternitz said part of the discussion related to the other entities assisting the District Board of Health (DBOH) in moving forward. Mr. Slaughter indicated that he was unable to attend the DBOH meeting on October 25, 2012, but the request from the DBOH was for the County Manager, the City Managers of Reno and Sparks, and the District Health Officer to meet.

Dr. Joseph Iser, District Health Officer, explained during that joint meeting the City of Reno made a motion that addressed the three items depicted in the presentation. He said Commissioner Jung then made the same motion for the County. Dr. Iser explained that the DBOH decided to move forward and directed staff to review ways to proceed. He confirmed that a meeting had been scheduled with the County Manager and the City Managers of Reno and Sparks. Commissioner Breternitz recalled that the motion included the DBOH making a specific request for assistance from the other entities.

Chairman Larkin questioned the “Fixed Dispatch” item. Dick Barnard, Regional Emergency Medical Services Authority (REMSA) Board Chairman, said it had been confirmed recently that REMSA suggested many of the dispatch issues could be solved by doing a cad-to-cad connection. He said the REMSA Board had recently voted to take the first step and acquire that capability with installation at their facility, which had been completed. He stated REMSA stood ready to connect whenever the others had the equipment. Mr. Barnard indicated that REMSA fully supported this process and that the selection of the DBOH to oversee the process was the right decision. He noted that

REMSA would fully cooperate and this should be reviewed as a system-wide basis. He explained the consultants that REMSA hired would be making a presentation to the REMSA Board and then he would be prepared to share that presentation with the stakeholders.

In terms of this study, Chairman Larkin asked if REMSA would be opposed to a co-leadership manager and having all the stakeholders together. Mr. Barnard stated that issue had been suggested and agreed upon, and he felt that the DBOH was the correct venue to address this issue since it was largely medical issues. He said that REMSA would share information and would submit their suggestions and concerns in writing.

Commissioner Breternitz inquired on the action needed to be taken. Chairman Larkin indicated that clarification was sought on the direction that was passed during the October 18, 2012 concurrent meeting. He said credible data was lacking and without a consolidated, coherent data-source there may not be any intelligent discussion or decisions on how to perfect the system until the merger of data was present.

Katy Simon, County Manager, said the direction was clear, input had been received on the key issues and thought the notion of moving forward on a parallel track would happen.

In response to the call for public comment, Cathy Brandhorst stated her views and opinions on this item.

On motion by Chairman Larkin, seconded by Commissioner Humke, which motion duly carried with Commissioner Jung absent, it was ordered that the County Manager be directed to work with the City Managers of Reno and Sparks and the District Health Officer to arrive at a plan to move forward and then bring that plan back to the Board of County Commissioners, as well as other respective bodies, in terms of ways to proceed with the specific three items (October 18, 2012 meeting) and any additional items brought forward from the members as well as TriData and any additional information that REMSA came forth with in terms of their data.

10:30 a.m. The Board convened as the South Truckee Meadows General Improvement District (STMGID) Board of Trustees.

11:50 a.m. The Board recessed as the STMGID Board of Trustees and reconvened as the Board of County Commissioners.

12-1077 **AGENDA ITEM 8 – COMMUNITY SERVICES/WATER RESOURCES**

Agenda Subject: “Presentation, discussion and possible direction to staff on potential implications of establishing STMGID as a separate, stand-alone water utility on customers of the County’s water utility and potential for successfully

consummating a merger of the County's water utility with the Truckee Meadows Water Authority. (All Commission Districts.) To be heard before Agenda Item #9."

Chairman Larkin stated this would be a presentation only and there would not be any action at this time.

In response to a concern from Commissioner Humke, Paul Lipparelli, Legal Counsel, indicated that the South Truckee Meadows General Improvement District's (STMGID) agenda stated there was a joint meeting between the Board of Trustees and the Local Managing Board (LMB); however, the LMB had not convened nor taken roll. He said the public had notice that the quorum of those public bodies may be present which would not cause a problem with the Open Meeting Law.

Rosemary Menard, Community Services Director, conducted a PowerPoint presentation, which was placed on file with the Clerk. The presentation was to provide information to the Board of County Commissioners on possible impacts to County water utility customers that could result from establishing the STMGID as a stand-alone water utility. The presentation included the estimated cost of additional infrastructure needed to serve County customers, which would be \$9.4 million; using the preliminary cost analysis of Option C, where an estimated \$6.7 million would need to be financed; the costs associated with providing service to Curti Ranch customers; a history of the Curti Ranch II Development; the original STMGID system; the STMGID service area and annexation boundary in 1991; the Curti Ranch Development that was annexed into STMGID in 1996; water facilities in the South Truckee Meadows at the point of discussion de-annexing Curti II – 2002; and, facilities necessary to allow STMGID to operate as a stand-alone system (Alternate C).

Commissioner Breternitz felt that the cost allocation for a stand-alone system was a moving target. He asked if there would be any additional costs if there were a separate STMGID entity, and the current STMGID and the Department of Water Resources (DWR) merged with the Truckee Meadows Water Authority (TMWA). Ms. Menard replied that the separation costs were only required in the event that STMGID did not merge with either DWR and/or TMWA. She said it would be inherently problematic for two system operators to operate one system. Commissioner Breternitz said the discussion about cost allocation of separation occurred because one entity chose not to participate with DWR and the merger. Ms. Menard stated there was the question whether STMGID customers would need to bear costs associated with providing infrastructure needed to serve County customers. Commissioner Breternitz asked about the logic if one of the entities caused a potential incurrence of cost for separation and DWR paying for that separation. Ms. Menard stated that was a policy question and was a question the Board of Trustees would need to weigh and balance in order to make a decision. Commissioner Breternitz asked if there was a way to do a virtual separation. Ms. Menard explained the challenge was that a certain area was served off facilities owned by STMGID. From a physical perspective, one system operator could decide that so much water would be pushed to fill a tank, if the other system operator was doing the same thing at the same time and, if there was a conflict between how much water could

go through a pipe and where that water could go, which would be the constraint as to what may be described as a virtual separation. Commissioner Breternitz felt that was management coordination. He said one system operator could be replaced by two systems with an agreement to cooperate. Ms. Menard stated that was correct in theory, but in practice it could be a struggle and could be more complicated than it appeared.

Commissioner Breternitz said the DWR and STMGID systems had a different ratepayer base, but had a common delivery means with the infrastructure being difficult to split. He had trouble understanding why DWR could merge with TMWA, with an agreement to cooperate in terms of the use of the system, yet not have to spend millions for a physical separation. Ms. Menard could not speak for TMWA, but she said that did not typically occur in the water utility business and TMWA had expressed concerns whether that was a workable solution. Commissioner Breternitz said if that was taken to a logical extension both entities, at that point in time, would be free to merge with TMWA; therefore, be one master system. Ms. Menard agreed. She said if the three entities in one form or another merged this would be a non-issue and no money would need to be spent for those described purposes.

12:08 p.m. The Board recessed as the Board of County Commissioners and reconvened as the STMGID Board of Trustees.

12:33 p.m. The Board adjourned as the STMGID Board of Trustees and reconvened as the Board of County Commissioners and continued with Item 8.

There was no public comment on this item.

On motion by Commissioner Humke, seconded by Commissioner Weber, which motion duly carried with Commissioner Breternitz voting “no” and Commissioner Jung absent, it was ordered that no further consideration be taken on this item.

12-1078 AGENDA ITEM 10 – DISTRICT ATTORNEY

Agenda Subject: “Introduction and first reading of an Ordinance amending Washoe County Ordinance No. 519 by repealing certain sections relating to the Board of County Commissioners as the “Ex Officio” Board of Trustees of the South Truckee Meadows General Improvement District (District), by repealing certain sections relating to the County Clerk and County Treasurer as the “Ex Officio” Clerk and Treasurer of the District, and by adding certain sections providing for the appointment of the District’s Local Managing Board as the Board of Trustees, providing for the establishment of an election and replacement process for members of the Board of Trustees; and providing for other matters properly relating thereto. (All Commission Districts.) To be heard after Agenda Item #9 and before Agenda item #11.”

In response to the call for public comment, Keith Ristinen said he was a ratepayer with the Department of Water Resources (DWR) and stated his opposition to

the proposed ordinance. He said that DWR owned significant water rights in the South Truckee Meadows General Improvement District (STMGID) wells and was opposed to passing control of DWR assets to the STMGID Local Managing Board (LMB). He felt this issue worked against the concept of integrated resource management in the south Truckee Meadows and felt it was a step backwards. Mr. Ristinen was unsure if anyone knew the extent of intertwining assets and/or obligations between the two entities.

Mike Schulewitch, Save Our Water, agreed that the Trustees authority should be turned over to the LMB since they were the ones in the day-to-day contact with their customers. He said financials and a separation of data had been requested, but not received to review in order to determine what belonged to which entity.

Jerry Gamroth stated the STMGID customers entered into this with a spirit of cooperation; however, a reasonable offer was not made. He said the Save Our Water group had now been working to arrive at an option of a direct merger between STMGID and TMWA. He said it had been requested that attorney Rew Goodenow be the lone negotiator on behalf of the Save Our Water group. He indicated that the customers never wanted isolation or be a stand-alone agency, but to be an independent STMGID, and he agreed with the virtual separation idea. Mr. Gamroth commented the group had requested a reconciliation of the cash, both restricted and unrestricted, but still have not received any information. He also said it was unclear who paid for the Curti Ranch pipe extension.

Chairman Larkin asked for a review of the proposed ordinance.

Rew Goodenow, STMGID Legal Counsel, said the initial draft of the ordinance was prepared by the District Attorney's (DA's) Office. He said he submitted comments on November 8, 2012 and presented a red-lined document to the Board that consisted of the original draft and his red-lined comments, which was placed on file with the Clerk. Chairman Larkin asked if Mr. Goodenow was the author of the red-lined document. Mr. Goodenow stated that was correct.

Pete Simeoni, Deputy District Attorney, said the directive given to the DA's Office was to establish an ordinance that would repeal the Board of County Commissioners (BCC) as the Ex-Officio Board of Trustees (BOT's). He explained there were some corresponding provisions of the ordinance that had to be included to completely separate the BCC and the other County officers that performed services for STMGID. He said a draft of the ordinance was provided to Mr. Goodenow who in turn sent back a response.

Mr. Simeoni stated since this would be a new BOT's they would be given some broad overview of the duties and powers as the BOT's. He said the draft ordinance tracked almost the identical language contained in NRS and did not expand the scope of authority given to the BOT's, but identified that scope of authority and some of the comments in Mr. Goodenow's red-lined version related to those powers and duties contained in NRS. He said some non-substantive changes were made in the red-lined version and he was satisfied with those non-substantive changes.

Mr. Simeoni reviewed the sections that had been modified. He said since the County provided water service in the general area, but also provided drainage services and sewer services, it was not likely that STMGID would provide those services. He said Section 4, noted that the BCC had provided some accounting, management procedures and auditing procedures which substantively identified that those services had been conducted and the BOT's should continue to maintain those same practices. Additionally, the basic powers were provided in the draft ordinance regarding the acquisition, construction, operation, maintenance, repair and replacement of improvements of the facilities and providing water services to the real property owners within STMGID, and the ability to levy and collect taxes as necessary with the authority of the BCC. Another key function and power was the establishment of fees, rates and tolls for those real property owners that received the water service. He also identified in NRS that the BOT's had the ability to hire a manager to administer the affairs of STMGID as well as other professional services. He noted they could be sued, could sue and be a party to suits, actions and proceedings. Mr. Simeoni said the core purpose of the draft ordinance was for the appointment process of the LMB to become the BOT's and track the process of STMGID, the LMB and their designated seats and effective terms of their offices. Also provided was a process to appoint the filling of vacant BOT's seats as contained in NRS, and in the event the BOT's failed to have a quorum sufficient to fill any vacancies, the draft ordinance gave the authority, pursuant to statute, for the BCC to fill those vacancies in the event the BOT's was unable to do so. Mr. Simeoni said the appointment of officers to the BOT's was included and Section 10 identified the process for the dissolution of the LMB once the LMB became appointed as the BOT's.

Commissioner Breternitz asked how long the Board had until a second reading was required once the first reading occurred. Paul Lipparelli, Legal Counsel, indicated that the Board had 45 days. He commented if the bill was introduced at this meeting, the version enacted on within the 45 days had to be substantially the version introduced. He said if the Board had concerns about the policy questions that were contained within the draft it would be preferable, from a legal standpoint, to give direction on those and then return with a new introduction enabling the noticing and language to be available for the public. Mr. Lipparelli said it was possible to make changes during this meeting and introduce an ordinance that was different from the one in the Board's packet as long as the title was covered by what was published.

Since there were two versions, Chairman Larkin said the question was on the substantive introduction. Mr. Lipparelli replied any inputs were welcomed, but as described by Mr. Simeoni the Board directive was to bring an ordinance to the BCC that would authorize the transition of the governing board of the District from the BCC to an independently appointed/elected board. In order to have a cohesive transition, staff felt it was important to address all the matters the current ordinance addressed.

In looking through the red-lined version distributed by Mr. Goodenow, Chairman Larkin stated there was a philosophical difference about whether NRS was

restated or referenced. He asked if that defined most of the differences. Mr. Goodenow stated that was correct.

Chairman Larkin asked if there were any areas that were not those restatements or any substantial policy differences. Mr. Goodenow replied at this stage the differences were largely structural and not substantial policy differences. In terms of a substantive difference, the primary difference was whether the purpose was to furnish potable water facilities and the deletion of the word “potable.” He said that word “potable” should be removed from the DA’s version because the District sold things other than potable water. He remarked that the Chairman had identified the primary difference, which was the draft did not include the statutory descriptions because statutes changed over time. Mr. Goodenow felt that an ordinance should not become inconsistent with State statutes.

Chairman Larkin asked if the deletion of the word “potable” was the only substantial policy difference. Mr. Goodenow confirmed that was the only substantial policy difference. He stated that he wanted to ensure that the BCC’s directive changed nothing else except the changing of the Trustees as reflected in the ordinance, which was why the revisions were drafted.

Mr. Lipparelli said the Board had given staff direction on one policy question, which was whether the ordinance establishing the new board for STMGID should authorize the District to be in the business of storm drain facilities and sanitary sewer. He said the ordinance was written to limit the purpose of the District to furnish water facilities and included the word “potable.” He said the red-lined version submitted by Mr. Goodenow reinserted that word. Mr. Lipparelli said effectively if the Board acted on the recommendation from Mr. Goodenow, the Board would be authorizing STMGID to provide storm drain facilities and sanitary sewer within the District, which was a significant policy question and would need to be addressed.

Mr. Goodenow said the way the red-lined version read was the way the ordinance presently read. He said his intent was to ensure that the Board not change the original ordinance with the adoption of the amendment.

Commissioner Breternitz said he was a strong supporter to have this item placed on the BCC agenda. However, after listening to testimony, he felt that “the cookies were not done yet,” and said there were many moving parts yet to be determined, particularly the concept of what was occurring with a direct deal between STMGID and TMWA. He felt it would be in the best interest of STMGID and DWR to delay action of the introduction of the ordinance until there was one draft document advantageous to all parties. Commissioner Breternitz did not support moving forward.

Chairman Larkin reminded the Board that a requirement from the TMWA Board was for the BCC to take action on STMGID. He said any action taken today would have an impact on the DWR/TMWA merger. Chairman Larkin suggested moving

forward with the language presented by Mr. Simeoni with the correction concerning potable water.

Commissioner Breternitz understood the Chairman's remarks, but also felt that schedules could be modified, and he could not imagine with the value of the DWR system and all the components, that the Board could not reach something right rather than remaining with an arbitrary schedule. He felt it was a mistake to return to an artificial and arbitrary deadline for action.

Commissioner Humke said there were two versions of the drafted ordinance which were not that far apart. He suggested the introduction of the ordinance could be saved if there was a brief recess to have one or two Commissioners speak with Mr. Goodenow and representatives of the DA's Office in an attempt to reach a resolution.

Chairman Larkin agreed and called for a recess.

1:05 p.m. The Board recessed.

1:52 p.m. The Board reconvened.

Mr. Goodenow distributed page 2 of 9 of the draft ordinance that contained the revisions, which was placed on file with the Clerk. He said Section 3 would remain and would read as follows:

The basic purposes for which the District was created are:

- a) Furnishing storm drainage facilities, as provided in NRS 318.135.
- b) Furnishing sanitary sewer facilities, as provided in NRS 318.140.
- c) Furnishing water facilities and service, as provided in NRS 318.144.

Mr. Goodenow explained that the words "of potable" were deleted in Section 3(c). He said the notes written on the distributed page were his notes and designed not to be included into the text, (text that was red-lined stays). Mr. Goodenow indicated that a further change was made in Section 4 which deleted the following phrase; "furnishing the basic power of potable water services for the District." He said the new introductory paragraph for Section 4 should read as follows:

"The Board of County Commissioners, acting as the "Ex Officio" Board of Trustees of the District, has, pursuant to NRS 318.080(2), established a budget, accounting, auditing and management practices for the District. An appointed or elected Board of Trustees should..." and then he said the section continued on from there.

Mr. Goodenow indicated that he and Mr. Simeoni agreed with those changes and the draft of the ordinance was appropriate as printed. He believed the changes were non-substantive in nature.

Chairman Larkin said the draft being recommended was the version that was not the red-lined version except as shown on page 2 of 9. Mr. Goodenow clarified the draft submitted by Mr. Simeoni was recommended with the words enumerated on page 2 of 9.

Nancy Parent, Chief Deputy Clerk, read the title for Bill No. 1683.

Bill No. 1683, entitled, "**AN ORDINANCE AMENDING WASHOE COUNTY ORDINANCE NO. 519 BY REPEALING CERTAIN SECTIONS RELATING TO THE BOARD OF COUNTY COMMISSIONERS AS THE "EX OFFICIO" BOARD OF TRUSTEES OF THE SOUTH TRUCKEE MEADOWS GENERAL IMPROVEMENT DISTRICT (DISTRICT), BY REPEALING CERTAIN SECTIONS RELATING TO THE COUNTY CLERK AND COUNTY TREASURER AS THE "EX OFFICIO" CLERK AND TREASURER OF THE DISTRICT, AND BY ADDING CERTAIN SECTIONS PROVIDING FOR THE APPOINTMENT OF THE DISTRICT'S LOCAL MANAGING BOARD AS THE BOARD OF TRUSTEES, PROVIDING FOR THE ESTABLISHMENT OF AN ELECTION AND REPLACEMENT PROCESS FOR MEMBERS OF THE BOARD OF TRUSTEES; AND PROVIDING FOR OTHER MATTERS PROPERLY RELATING THERETO,**" was introduced by Commissioner Humke, and legal notice for final action of adoption was directed. He added with the specific instruction to amend the version placed before the Board consistent with the amendments expressed by Mr. Goodenow and Mr. Simeoni and granting the DA's Office the power to make minor and clerical changes as necessary, which would not change the meaning of the amended version. It was also noted the second reading would be set for December 11, 2012 at 6:00 p.m.

Commissioner Breternitz asked if there was a methodology in which the Board could overturn the introduction. Mr. Lipparelli explained when a bill was introduced it set the timetable for the hearing for adoption and the Board could either adopt, not adopt or pull the matter and give direction to staff to return with substantive changes. Commissioner Breternitz recalled when there had been action that took the introduction away. Mr. Lipparelli stated he was not aware of a specific process for that because statute contemplated the bill would be introduced in the first reading, time would elapse for noticing to take place and then during the second reading the bill would either be adopted, not adopted or changed and sent back. Commissioner Breternitz stated his dissatisfaction with the introduction.

12-1079 AGENDA ITEM 33 – MANAGER/DISTRICT ATTORNEY

Agenda Subject: "Status report on restructuring the debt for the construction of the baseball stadium and possible approval of an interlocal agreement with the Stadium Authority for support operations and management or direction to staff on specific terms of an agreement."

Chairman Larkin stated there had been a request for a continuance of this item.

In response to the call for public comment, Par Tolles, Basin Street Properties, said Basin Street Properties was the largest landlord in the downtown area and had invested about \$100 million in the area. He felt the success of the baseball stadium and the environment that had been created was essential to the continued success for downtown redevelopment. He said Basin Street Properties had been working on a Marriott Courtyard Hotel and were within days of having that project financed, but that project would not happen if baseball left.

Chairman Larkin moved to continue this item until the December 11, 2012 Commission meeting. Commissioner Weber seconded the motion.

Commissioner Weber felt it was important to have all Board members present for this discussion.

Commissioner Breternitz said this was a complex deal and there were many questions. He felt it would be appropriate to have an attorney/client meeting prior to the hearing of this item since there were many legal questions.

Commissioner Humke said he would support the motion to continue, but the public deserved an answer. He said a complicated financial agreement was proposed and the Board needed to pay due attention to this issue.

Chairman Larkin said unsigned copies of the agreement between SK Baseball and the City of Reno were provided to the Board. He requested the next Board packet include signed copies of the agreement.

Paul Lipparelli, Legal Counsel, explained criteria for an attorney/client meeting depended upon if there was threatened or pending litigation. Commissioner Breternitz said he would prefer to have any questions of a legal nature flushed-out prior to the hearing, but he could do that in a public forum; however, it would take a large amount of time. He said he was not aware of any threatened litigation. Commissioner Breternitz questioned if the County was willing to do an annual appropriation of X amount of dollars. He said nothing was presented from the County on the actual agreement with the City, and it was hard to contemplate a deal without seeing an agreement.

Mr. Lipparelli indicated that staff was available to the Board to ensure that all the information needed to make a fully informed decision would be afforded to the Board.

On call for the question, the motion to continue this item until the December 11, 2012 meeting passed on a 4 to 0 vote with Commissioner Jung absent.

Commissioner Weber asked if this item could be scheduled as a workshop prior to that meeting. Katy Simon, County Manager, asked the Board if they would prefer a time certain on the agenda for this item. Chairman Larkin agreed and suggested a workshop would also be informative.

12-1080 AGENDA ITEM 11 – COMMUNITY SERVICES/WATER RESOURCES

Agenda Subject: “Provide possible direction to Department of Water Resources’ (DWR) staff to facilitate implementation of any South Truckee Meadows General Improvement District (STMGID) Board of Trustee actions relative to the STMGID Feasibility Study or options for the future of STMGID that would involve the participation of DWR staff. (All Commission Districts.) To be heard after Agenda Items #9 and #10.”

Chairman Larkin asked if there was any further direction to be given. There being no further direction, no action was taken or public comment on this item.

12-1081 AGENDA ITEM 13 - APPEARANCE

Agenda Subject: “Janet Phillips, President, Tahoe-Pyramid Bikeway. Presentation and update on the Tahoe-Pyramid Bikeway.”

Katy Simon, County Manager, announced that this presentation would be rescheduled for the January 8, 2013 Commission meeting.

There was no action taken or public comment on this item.

12-1082 AGENDA ITEM 15 - FINANCE

Agenda Subject: “Recommendation to acknowledge receipt of the Washoe County Comprehensive Annual Financial Report (CAFR), auditor’s report, report on internal control, and Single Audit Report required by the Office of Management and Budget (OMB) Circular A-133, for the Fiscal Year ended June 30, 2012 as presented, and authorize the Comptroller’s Office to proceed with distribution of the CAFR for public record, as required by law. (All Commission Districts.)”

Cynthia Washburn, Comptroller, conducted a PowerPoint presentation of the Washoe County Comprehensive Annual Financial Report (CAFR), which was placed on file with the Clerk. The presentation included the financial highlights, government-wide financial results, government-wide statement of net assets, change in government-wide net assets and General Fund highlights. Ms. Washburn explained with the acknowledged receipt of this report, the Board would also be approving a re-appropriation of \$25.6 million for the current Fiscal Year budget for commitments, restrictive grants and fees existing on June 30, 2012. Ms. Washburn acknowledged and thanked her staff for their hard work and dedication.

Felicia O'Carroll, Kafoury Armstrong, Co. reiterated that the County achieved an unqualified opinion, which was the highest level of assurance offered by the CPA profession. She explained that if any findings were found in federal awards those findings would need to be noted in a public meeting to those charged with governance. She reported there was only one finding this year, which was related to the Research Training or Demonstration program in the Research and Development cluster for Child Welfare. She said this was the first year that program had been audited and it was not uncommon for a program being audited for the first time to have a finding. Ms. O'Carroll also noted three potential statute violations and, as a result of those potential violations, the County would be required to submit a written document to the Department of Taxation addressing how those would be handled. She said two of those potential violations were related to the Incline Village tax refunds and the Department of Taxation was already aware of those issues.

There was no public comment on this item.

On motion by Commissioner Humke, seconded by Commissioner Weber, which motion duly carried with Commissioner Jung absent, it was ordered that Agenda Item 15 be acknowledged and authorized.

12-1083 AGENDA ITEM 26 – SOCIAL SERVICES

Agenda Subject: “Recommendation to award Request for Proposal (RFP) #2833-13 for the Shelter Plus Care 1 Consolidated Grant, to Volunteers of America – Greater Sacramento and Northern Nevada (VOA), 335 Record Street, Suite 155, Reno, NV 89512 [annual award up to \$120,960 for housing costs in the U.S. Department of Housing and Urban Development grant funds and \$120,960 in County match for supportive services costs on behalf of Washoe County Department of Social Services]; and request that the Purchasing and Contracts Manager execute the agreement with Volunteers of America for one year, with an option to renew for one additional one year period. (All Commission Districts.)”

Chairman Larkin asked for an explanation on the juxtaposition of the amount of money the County was giving the Community Assistance Program. In addition to this money, he questioned what would be received from the Volunteers of America.

Kevin Schiller, Social Services Director, explained that this grant came through the Housing and Urban Development (HUD) program and dated back to 2009. He said over the last four years the Social Services Department had moved forward on how those funds would be expended. In the continuum of care, Shelter Care Plus had been utilized for about 16 clients and was part of the continuum of care and transitional housing. In terms of the continuum of care, he said permanent supportive housing for those clients served was the most critical need. Mr. Schiller said this proposal would authorize up to \$120,960, with a similar match, and based on the progress made for the

supportive housing process, about \$70,000 was on task to be expended. However, in the next Fiscal Year there may be a 25 percent reduction in the required match.

Chairman Larkin said it was suggested for this to be awarded to the Volunteers of America, and he asked which facility they would manage. Mr. Schiller replied they would be utilizing various sites throughout the community where the Volunteers of America were the responsible party for attaining that temporary housing, but it would not be the Community Assistant Center (CAC). Chairman Larkin asked if this was in addition to the two homes recently purchased by the County and tied together in a continuum of care as people triaged through the CAC and transitional housing for long-term stabilization. Mr. Schiller stated that was correct and to also provide direct case management.

There was no public comment on this item.

On motion by Chairman Larkin, seconded by Commissioner Breternitz, which motion duly carried with Commissioner Jung absent, it was ordered that Agenda Item 26 be awarded and executed.

12-1084 AGENDA ITEM 22 – MANAGER/TECHNOLOGY SERVICES

Agenda Subject: “Discussion and possible approval of Managed Competition Guidelines. (All Commission Districts.)”

John Berkich, Assistant County Manager, explained that the Fundamental Review document strongly recommended adopting the concept of managed competition. Since those recommendations were received, he said there had been a tremendous amount of research conducted from staff, management and the Associations. He stated that the guidelines relied upon the elements the County was known for such as continuous improvement, the possibility of fundamentally changing the way services were conducted, measuring performances and, under the guidelines, the County would be prepared to compete with outside providers. He commented that the concept was based on the fundamental challenge to government, which was to provide the highest level of service at the lowest possible cost. He noted that staff would continue to work with the Strategic Planning Committee and then return to the Board in January with ideas related to pilot projects.

Chairman Larkin pointed to guiding principle 2.2.3 that stated managed completion was not outsourcing. He read, “Managed competition is commonly misperceived to be outsourcing. The intent of this managed competition process is to ensure the County is a competitive and sustainable service organization with the optimal mix of service delivery from inside and outside the organization. The optimal mix is determined by an end-to-end analysis that ensures: services are delivered competitively, sustainably, and valuably; service levels are defined and understood; and performance is tracked, documented, and continually reviewed. While a result of this process may be a service being delivered from an external provider, it is not the initial goal. Outsourcing

would be a specific decision by the County to have services delivered from an external provider and should not involve any competition for services from internal resources.” Chairman Larkin said it was clearly articulated about the intent and would make the County a stronger organization. He would prefer to see how the County would compete externally, but policy guidelines would need to be implemented in direct competition.

Commissioner Humke felt this was a comprehensive set of guidelines, but staff should be given the opportunity to test out those guidelines. He thanked Management Partners and the Organizational Effectiveness Committee (OEC) for their work on the guidelines.

In response to the call for public comment, Carla Fells, Washoe County Employees Association (WCEA) Executive Director, stated that the WCEA had worked with the committee, but felt that the policy was not completely flushed out and also felt there were not enough “sunshine” provisions in the policy that assured the taxpayers received the most for their money. She had previously requested auditing and accounting data for previous outsourcing, but had never received any information. She said many of those decisions were dollar driven, not efficient or the best thing for the employees and/or the taxpayers. Ms. Fells hoped that the Board would not adopt this policy, but allow staff to continue flushing out the issues that were not transparent.

In response to the appropriate comments from the Association, Katy Simon, County Manager, indicated that contracts were being audited to ensure they were adequately fulfilled. She explained that the Internal Auditors would audit those contracts given to external providers and then share the results with the Audit Committee and the County Commission during public meetings.

Commissioner Weber questioned the term “sunshine.” Ms. Fells replied that term referred to opening up for more scrutiny and transparency.

Chairman Larkin asked about the transparency guidelines contained within the Managed Competition policy. Ms. Simon replied that the decisions would be made to enter into contracts by the Board in public meetings. She said it had been committed that those would be discussed with the Strategic Planning Committee to see if they should be recommended to the Board. There would be several points throughout the process where public meetings would be held and allow citizens to participate. It also specified that the development of specifications was an important point, which would occur after staff had worked with employees on all of the possible process improvements that could be made in their operation. However, it had to be a level playing field on both sides for employees, management, and the Board so everyone felt secure. She assured the Board that staff was committed to a transparent process.

In discussion with Ms. Simon, Ms. Fells said the County would use the current Request for Proposal (RFP) process. In research, it was found that process needed to be fortified to ensure the comparisons were being conducted. She said another issue related to the lack of County employees due to recent reductions and asked who would

monitor the immediate concerns. Chairman Larkin said there was great commonality with private business because they stated the same concerns.

Commissioner Breternitz asked if Ms. Fells was supportive of the concept with the exception of the details that needed to be considered. Ms. Fells replied any employee would prefer to bid for their own job because County employees were the “best bang for their buck” the taxpayers were receiving.

In response to a question from Commissioner Breternitz, Ms. Simon replied she was unsure of the numerics or if there was a definition on what was success or failure since there were successes and failures within individual organizations. All of the concerns posed by the Associations were considered and their comments incorporated in the guidelines before the Board. She understood that the County needed to move forward with employees as partners and, even within collective bargaining there was the management right to provide contracts, but reiterated that employees were included in this conversation.

Chairman Larkin suggested moving forward with the Managed Competition Guidelines since it was a good point of discussion. Ms. Simon offered that staff would provide quarterly updates to the Board on the progress of those guidelines.

On motion by Commissioner Humke, seconded by Chairman Larkin, which motion duly carried with Commissioner Jung absent, it was ordered that the Managed Competition Guidelines be implemented and approved. It was further ordered that management staff provide quarterly updates and status reports to the Board.

12-1085 AGENDA ITEM 24 – COMMUNITY SERVICES/PARKS

Agenda Subject: “Recommendation to approve revisions to Washoe County Parkland Easement Policy to allow funds generated from easements and any additional financial mitigation required as part of an easement to be allocated to either Parks projects or to Parks operating and maintenance expenses, with specific disposition of funds to be determined by the Board of County Commissioners as part of its action on each proposed easement. (All Commission Districts.) To be heard before Agenda Item #25.”

Al Rogers, Acting Regional Parks and Open Space Director, said this revision would revise an existing policy concerning Parkland easements. He said when the policy was created in 2008 it was to protect parklands and to protect any adverse affects on those 12,000 acres, parks, open space and trails. However, the revenue generated from the granting of easements in the parklands was limited to park projects with a nexus to that specific park or within that park district. He said this recommendation would expand that provision of the policy to include the use of said revenues to allow more flexibility, to meet the needs of the day and to reach out and use the money for operations and maintenance. Within the policy, Mr. Rogers indicated it

noted any granting of easements in parklands would require returning to the Board for the dispensation of those funds on each and every park easement.

Commissioner Breternitz agreed with the concept of monies returning to parks, but he felt there was a challenge with stipulating and earmarking revenues for a specific use. He felt the policy should read that a priority or preference be given for the uses outlined without obligation. Commissioner Breternitz remarked there could be situations where the Board needed more flexibility to broaden the ability to direct where those funds went.

Mr. Rogers replied that additional language could be added, but thought that had been captured within the essence of the policy, whereas Board consideration would review the need at that certain time. Commissioner Breternitz was concerned this seemed more of a policy and, because the Parks Department had taken such large reductions over the past few years, the revenues generated within those lands should first be placed towards operation and maintenance or the highest needs.

There was no public comment on this item.

On motion by Commissioner Breternitz, seconded by Commissioner Weber, which motion duly carried with Commissioner Jung absent, it was ordered that Agenda Item 24 be approved.

12-1086 AGENDA ITEM 25 – COMMUNITY SERVICES/PARKS

Agenda Subject: “Review and discuss an easement application from Truckee Meadows Water Authority for Betsy Caughlin Donnelly Park with a recommendation to approve Alignment #1 to include compensation for appraised value of the easements, full restoration of the impacted areas and mitigation in the amount of \$150,000; approve and execute a resolution authorizing a non-exclusive utility easement of approximately .735-acres (a portion of Betsy Caughlin Donnelly Park) to Truckee Meadows Water Authority under such terms to be negotiated by the Community Services Department and approved by the Board of County Commissioners. To be heard after Agenda Item #24.”

Al Rogers, Acting Regional Parks and Open Space Director, explained this was review of an easement application from the Truckee Meadows Water Authority (TMWA) concerning Betsy Caughlin Donnelly Park. He said TMWA had requested a 20-foot permanent easement to coincide with a 50-foot construction easement for the period of approximately three months. He indicated this item was heard by the Regional Parks and Open Space Commission during their October meeting, but was denied based on all the criteria not being met that was set forth in the policy. At the conclusion of the Parks Commission meeting and at the request of TMWA, Mr. Rogers said staff met to see if there could be a resolution and, as a result of that meeting, mitigation was offered by TMWA. He said staff was recommending Alignment One be accepted to include the cost of the easement, which was approximately \$10,000, full restoration of the pasture

and the affected park land within the 20-foot and 50-foot easements and \$150,000 in mitigation for this proposal.

Chris Struffert, TMWA Sr. Engineer, conducted a PowerPoint presentation, which was placed on file with the Clerk. The presentation included the background, options, steps taken and the requested action. He requested that the recommendation by staff be approved and the resolution be executed granting the easement, both permanent and temporary, for the installation of the pipeline.

3:20 p.m. Commissioner Humke left the meeting.

Chairman Larkin commented that the ratepayers of TMWA were paying for restoration of the impacted area and asked about the \$150,000 mitigation. Mr. Rogers explained that the mitigation was set by precedence and was completed in the TMWA Rancho San Rafael pipeline where the cost alternative to go around Rancho San Rafael was approximately \$350,000. He said the Board approved a \$250,000 mitigation, which was used as a baseline for this item. He added that the money would be used to provide seasonal workers for all the parks within the system.

There was no public comment on this item.

On motion by Commissioner Breternitz, seconded by Commissioner Weber, which motion duly carried with Commissioners Jung and Humke absent, it was ordered that Agenda Item 25 be approved, executed and authorized. The Resolution for same is attached hereto and made a part of the minutes thereof.

12-1087 AGENDA ITEM 29 - TREASURER

Agenda Subject: “Introduction and first reading of an Ordinance delegating to the County Treasurer the duties of the Board of County Commissioners relating to the apportionment, combination or reapportionment of assessments in the County’s special assessment districts pursuant to NRS 271.425, and providing other matters related thereto. (All Commission Districts.)”

Nancy Parent, Chief Deputy Clerk, read the title for Bill No. 1684.

Bill No. 1684, entitled, "**AN ORDINANCE DELEGATING TO THE COUNTY TREASURER THE DUTIES OF THE BOARD OF COUNTY COMMISSIONERS RELATING TO THE APPORTIONMENT, COMBINATION OR REAPPORTIONMENT OF ASSESSMENTS IN THE COUNTY’S SPECIAL ASSESSMENT DISTRICTS PURSUANT TO NRS 271.425, AND PROVIDING OTHER MATTERS RELATED THERETO,**” was introduced by Commissioner Weber, and legal notice for final action of adoption was directed.

Agenda Subject: “Discussion and possible direction to staff regarding a proposal to work with other interested fire agencies to appoint a Citizen Blue Ribbon Committee to review and make recommendations for a regionalized fire and emergency response service for the residents of Washoe County. Requested by Commissioner Humke.”

Commissioner Weber read the following recommendations and comments from Commissioner Humke:

- The biggest stakeholders were the citizens of Washoe County;
- The recent ballot question regarding closest response was overwhelmingly approved by the voters;
- The Blue Ribbon Committee should include wide representation of citizens from all areas of the County;
- The scope of the Blue Ribbon Committee review should include a fact-based review, cost, response times and service levels;
- A review of all models for operational structure and best practices;
- A review of the various labor issues;
- A review of regional fire emergency response governance models;
- A review of the various legal issues and possible changes to the statutes, code and policies, including a review of past and current proposals for legislation;
- The role of EMS in a regionalized fire and emergency response service;
- Participation by all the local fire agencies in the County, but participation should be voluntary;
- The Committee should be convened as soon as possible; and,
- This Committee commit to an aggressive meeting schedule in order to report within two months of their first meeting to the Board, the Cities of Reno and Sparks, the Fire Districts and the District Board of Health.

Commissioner Breternitz supported the concept of reviewing the regionalization of fire services. He asked if there were specific guidelines for choosing the members of the Committee, or if the Fire Chiefs could begin the process of making recommendations on how to determine the technical aspects.

Chairman Larkin said there was similar action in September when the Board authorized the Truckee Meadows Fire Protection District’s (TMFPD) Chief Moore to meet with the other Chiefs. He said the other Chiefs were awaiting their respective body’s authorization allowing them to meet with Chief Moore and discuss this particular area. He agreed with the concept, but felt more information was needed and should revolve around some concepts of the governing body having discussions.

Katy Simon, County Manager, noted that this concept had been introduced to the City Managers and that staff was prepared to implement whatever direction the Board chose. She said the notion was to have the Managers and Chiefs, as deemed appropriate, to meet and return with an identification of parameters. She said it was important to identify the number of appointees to the citizen committee from every

participating entity with no mandate with any agency that participated had to go by the recommendations of the Committee. She suggested the Board give direction for her to work with the Fire Chief and with the Managers from Reno and Sparks and any executives from other interested parties.

There was no public comment on this item.

Commissioner Weber agreed that the Manager should return with thoughts from the other entities and felt there should be some qualifications for the committee members.

Commissioner Weber moved to request the County Manager to work with the City Managers from Reno and Sparks and/or other entities to compile a scope of review for the Citizen Blue Ribbon Committee for a regionalized fire and emergency response service, and also bring recommendations to the Board on implementing the citizen structure with a possible timeline. She suggested this be presented during the next Board meeting. Commissioner Breternitz seconded the motion.

Ms. Simon suggested this be presented during a Commission meeting scheduled in January 2013. Commissioner Weber agreed as did the seconder.

The motion passed on a 3 to 0 vote with Commissioner Humke and Jung absent.

12-1089 AGENDA ITEM 34 – MANAGEMENT SERVICES

Agenda Subject: “Update and discussion on the 2012 Nevada Legislative Interim Committees and Studies, legislation or legislative issues proposed by legislators, by Washoe County or by other entities permitted by the Nevada State Legislature to submit bill draft requests, or such legislative issues as may be deemed by the Chair or the Board to be of critical significance to Washoe County. (All Commission Districts.)”

John Slaughter, Management Services Director, reported that staff was tracking approximately half of the 551 Bill Draft Requests (BDR’s) and had seen the Statement of Intent, but not the actual language. He said there had been some discussions in regard to BDR 270 related to county fire protection districts and were awaiting a review of the language for that BDR. Mr. Slaughter said discussion also occurred on BDR 360, which was related to the State Relinquishment of Roads and Streets. This BDR was being proposed by the Nevada Department of Transportation (NDOT) who indicated they would put together a working group for this issue. He said December 10, 2012 was a deadline for incumbent Legislators and newly-elected Legislators to release their BDR’s. Mr. Slaughter indicated that staff was working on a date for a Legislative reception with the County’s delegation.

Chairman Larkin inquired on the Consolidate Tax (C-Tax). Mr. Slaughter replied that the C-Tax BDR was being reviewed. He said the initial review showed the items the County stated as being important were contained, but staff would wait to see if any changes would be proposed during the session.

Chairman Larkin requested letters of congratulations be sent to the newly-elected Legislators.

There was no action taken or public comment on this item.

12-1090 AGENDA ITEM 35 - TREASURER

Agenda Subject: “Update on Incline property tax refund process.”

The Board was given a written report by Tammi Davis, Washoe County Treasurer.

There was no action taken or public comment on this item.

12-1091 AGENDA ITEM 36 - MANAGER

Agenda Subject: “Update on status of Shared Services efforts and possible direction to staff. (All Commission Districts.)”

Cory Cassazza, Chief Information Technology (IT) Manager, announced that the next meeting would be scheduled in January 2013 after the new Board and Council members would be appointed to the Shared Services Committee.

There was no action taken or public comment on this item.

12-1092 AGENDA ITEM 37 – REPORTS AND UPDATES

Agenda Subject: “Reports/updates from County Commission members concerning various boards/commissions they may be a member of or liaison to.”

Commissioner Weber reported on a Community Forum meeting held in Verdi about a construction company wanting to build two, 135-foot wind turbines. She said the presentation was given by the company, which allowed an opportunity for the public to speak. After the meeting, the construction company realized that the community was not in favor of the wind turbines and pulled their permits for construction.

Commissioner Breternitz announced that the Tahoe Regional Planning Agency (TRPA) would meet on November 14th and 15th and hoped to vote soon on the Regional Plan update.

Chairman Larkin announced that the Regional Transportation Commission (RTC) had completed the Moana extension. He said the contracts for the Southeast Connector would be placed on the RTC’s next agenda.

12-1093 AGENDA ITEM 40 – PUBLIC COMMENT

Agenda Subject: “Public Comment. Comment heard under this item will be limited to two minutes per person and may pertain to matters both on and off the Commission agenda. The Commission will also hear public comment during individual action items, with comment limited to two minutes per person. Comments are to be made to the Commission as a whole.”

Cathy Brandhorst addressed the Board.

12-1094 AGENDA ITEM 38 – CLOSED SESSION

Agenda Subject: “Possible Closed Session for the purpose of discussing labor negotiations with Washoe County, Truckee Meadows Fire Protection District and/or Sierra Fire Protection District per NRS 288.220.”

3:50 p.m. On motion by Commissioner Breternitz, seconded by Commissioner Weber, which motion duly carried with Commissioners Humke and Jung absent, it was ordered that the meeting recess to a closed session for the purpose of discussing negotiations with Employee Organizations per NRS 288.220. It was noted that the meeting would adjourn from the closed session.

COMMUNICATIONS

The following communications and reports were received, duly noted, and ordered placed on file with the Clerk:

12-1095 Fully executed Contract No. 3514, Project No. SPI-080-1(070), I-80 Multiple Locations, Washoe County, Contractor: Q&D Construction, Inc.

12-1096 Fully executed Grant, Bargain and Sale Deed, Recorded Document No. 3371837, for Yolanda Gallardo Calhoun.

ANNUAL FINANCIAL STATEMENTS

12-1097 Washoe County School District’s Annual Fiscal Report for Year Ending June 30, 2012

12-1098 Gerlach General Improvement District Annual Fiscal Report for Year Ending June 30, 2012.

* * * * *

ROBERT M. LARKIN, Chairman
Washoe County Commission

ATTEST:

AMY HARVEY, County Clerk and
Clerk of the Board of County Commissioners

*Minutes Prepared by:
Stacy Gonzales, Deputy County Clerk*

**INTERLOCAL AGREEMENT FOR THE PROVISION OF TRAINING BETWEEN
WASHOE COUNTY AND THE CITY OF RENO**

This Agreement is executed and entered into this 13 day of November, 2012, by and between Washoe County ("County") and the City of Reno (hereafter referred to as "City").

WITNESSETH:

WHEREAS, Washoe County and the City of Reno are authorized under NRS 277.180 to contract with any one or more public agencies to perform any government service, activity or undertaking which any of the public agencies entering into the Agreement is authorized by law to perform; and,

WHEREAS, the City requires professional training services on an as needed basis for its employees; and,

WHEREAS, the County provides ongoing professional training for employees through the Washoe County Learning Center, a division of the Department of Human Resources; and,

WHEREAS, the County has agreed to make Learning Center training available to City employees as needed and available based upon the terms and conditions set forth below; and

WHEREAS, it is anticipated that the annual cost to the City under this Agreement will be \$10,000 or less;

NOW, THEREFORE, for and in consideration of the mutual covenants and promises made herein, the Parties hereby agree as follows:

1. Scope of Services. County, through Washoe County Learning Center, shall:
 - a) Accept City employees as registrants for scheduled Learning Center classes, subject to space availability in the training program requested.

12-10-11

- b) County agrees to make reasonable efforts to accommodate all City employees who seek training pursuant to this Agreement; however, Parties agree County employees shall have priority over City employees for any requested training.
- c) Consider requests from the City to develop new training program content and negotiate separate agreements for any fees incurred to develop and implement new training programs, based on availability of existing curriculum and staff time required, as needed. Any such agreement will require that any costs incurred in the development of curriculum shall be paid by the City

2. Duration of Agreement. This Agreement shall be effective October 1, 2012, and continue until September 30, 2013, subject to a one time review after an initial six (6) month period at which either Party may cancel Agreement. The term of this Agreement may be extended for one (1) year with mutual consent of County and City.

3. Compensation. For each training program attended by each City employee, City agrees to pay to County the amount of \$50.00 for all services performed and expenses by County regardless of program length, materials or instructor.

4. Billing and Payment. Services will be billed by County only for actual training program attendance by City employees. City shall pay for all invoiced training within 30 days of receipt of County invoice by payment mailed to:

Director of Human Resources & Labor Relations
Washoe County
PO Box 11130
Reno, NV 89520

5. Cancellation of Training or Attendance by City Employees. County shall notice City employee registrants of cancellation of training programs by email. City employee registrants

shall notice cancellation of attendance by email to the Washoe County Department of Human Resources Training mailbox.

6. Termination. Either Party may terminate this Agreement for any reason and at any time. However, without prejudice to the right to terminate, both Parties shall endeavor to provide written notice of any perceived deficiencies with adherence to this Agreement prior to termination.

7. Funding Out. The County reasonably believes that funds can be obtained sufficiently to operate the Washoe Learning Center as described herein during the term of this Agreement. If the County does not allocate funds to continue the operation of the Washoe Learning Center as described within this Agreement, Agreement shall be terminated when appropriated funds expire, without penalty, charge or sanction to the County. In the event County fails to appropriate or budget funds for the continuance of the Washoe County Learning Center, City hereby consents to the termination of this Agreement. In such event, County shall notify City in writing and the Agreement will terminate on the date specified in the notice. Notwithstanding any other provision of this Agreement, the continuation of this Agreement beyond June 30, 2013, is subject to and contingent upon sufficient funds being appropriated, budgeted, and otherwise made available by the City Council. The City may terminate this Agreement at any time if sufficient funds are not appropriated, budgeted, and otherwise made available by the City Council, and the parties agree that all obligations of the City under this Agreement are extinguished in such event.

8. Independent Political Subdivisions. The Parties are associated with each other only for the purposes and to the extent set forth in this Agreement. With respect to the performance of services pursuant to this Agreement, each Party is a political subdivision separate and distinct

from the other party, subject only to the terms of this Agreement. County shall have the sole right to supervise, manage, operate, control and direct performance of the details incident to its duties and personnel herein. Nothing contained in this Agreement shall be deemed or construed to create a partnership or joint venture, to create a joint employer or principal-agent relationship, or to otherwise create any liability for one entity whatsoever with respect to the indebtedness, liabilities and obligations of the other agency or any other parties.

9. Limited Liability and Indemnification. Without waiving any defenses or limitations set forth in NRS Chapter 41, the Parties agree that each will be responsible for any liability, damages or loss that may be incurred as a result of any claim, demand, cost or judgment made against that party arising from an intentional, reckless, negligent act or negligent failure to act by any of that Party's employees, agents, servants in connection with work or responsibility performed pursuant to this Agreement. The Parties will not waive and intend to assert available NRS Chapter 41 liability limitations in all cases. Pursuant to NRS Chapter 41, and without waiving any provisions thereof, the Parties hereto agree to hold harmless, indemnify and defend each other from and against any and all losses, liabilities or expenses of any nature resulting from any claim for injury to the person or property of another as a result of any negligent, reckless or intentional act on the part of their respective employees, agents or servants. Neither Party waives any right or defense to indemnification that may exist in law or equity.

10. Miscellaneous provisions.

- a) This Agreement is made in, and shall be governed, enforced and construed under the laws of the State of Nevada. The Parties also consent to jurisdiction in the state and federal courts of Nevada and agree that such courts shall have

exclusive jurisdiction over disputes arising out of the interpretation of this Agreement.

- b) This Agreement constitutes the entire understanding and agreement of the Parties with respect to the subject matter hereof.
- c) This Agreement may not be modified or amended, except pursuant to an instrument in writing duly executed by both parties.
- d) No delay or omission by either party in exercising any right or power hereunder shall impair any such right or power or be construed to be a waiver thereof. A waiver by any person of any of the covenants, terms or conditions herein must be in writing and shall not be construed as a waiver of any succeeding breach of the same or any other covenant, term or condition hereof.
- e) Contract liability of both parties shall not be subject to punitive damages. To the extent applicable actual Agreement damages for any breach shall be limited by NRS 354.626.
- f) All notices, demands or other written communications required or permitted to be given in connection with this Agreement, unless otherwise stated herein, shall be in writing and shall be deemed delivered when personally delivered to a Party's representative as set forth below, or, if mailed, 3 business days after deposit in United States first class mail postage prepaid, addressed as follows:

Director of Human Resources & Labor Relations

Director of Human Resources

Washoe County
PO Box 11130
Reno, NV 89520

City of Reno
P.O. Box 1900
Reno, NV 89505

COUNTY OF WASHOE

DATE: 11/13/12

By Robert M. Lanker

CITY OF RENO

DATE: 10-19-12

By Robert Lanker

**AMENDMENT #1
INTERLOCAL CONTRACT
BETWEEN LAS VEGAS METROPOLITAN POLICE DEPARTMENT AND
THE WASHOE COUNTY BOARD OF COUNTY COMMISSIONERS ON BEHALF OF THE
WASHOE COUNTY SHERIFF'S OFFICE**

WHEREAS, Las Vegas Metropolitan Police Department ("LVMPD") and the Washoe County Board of Commissioners on Behalf of the Washoe County Sheriff's Office (the "Subrecipient"), entered into an Interlocal Agreement on September 8, 2011 ("Original Agreement"); and

WHEREAS, LVMPD extended the grant expiration date to August 31, 2012, via a letter consistent with the terms of the original Interlocal Agreement Section 6.a; and

WHEREAS, LVMPD has agreed to provide additional FY 11 Internet Crimes Against Children Continuation grant funds (the "Funds") to the Subrecipient, such funding to be administered by the LVMPD (County and Subrecipient referenced collectively as "the parties"), for support of investigations related to internet crimes against children (ICAC) as defined in Exhibit "A", "Expenditures Eligible for Reimbursement"; and

WHEREAS, the Subrecipient intends to use the funds to conduct investigations of child sexual exploitation; and

WHEREAS, NRS 277.180 permits one or more public agencies to contract with any one or more public agencies to perform any governmental service, activity or undertaking that any of the public agencies entering into the contract is authorized to perform by law.

NOW, THEREFORE, in accordance with NRS 277.180 and related regulations, the parties hereto agree to amend the Interlocal Contract Between the Las Vegas Metropolitan Police Department and the Washoe County Board of Commissioners on Behalf of the Washoe County Sheriff's Office dated September 8, 2011 as follows:

1. Section 1 is deleted and replaced as follows: LVMPD shall provide a maximum of ONE HUNDRED TWENTY SEVEN THOUSAND THREE HUNDRED FIFTY-SEVEN DOLLARS & FIFTY CENTS (\$127,357.50) from Fiscal Year 2011 Internet Crimes Against Children Continuation grant funds to be used for the investigation of child sexual exploitation.
2. "August 31, 2012" is deleted from Section 6.a. and replaced with "May 31, 2013."
3. Exhibit "A" which is entitled "Attachment "A" in the Original Agreement is removed and replaced with Exhibit A attached hereto this agreement amendment and incorporated by reference.
4. Exhibit "B" referenced in Section 4 of the Original Agreement shall be removed and replaced with Exhibit "B" attached hereto this agreement amendment and incorporated by reference.

All other terms and conditions of and exhibits to the agreement dated September 8, 2011 remain in effect.

12-1072

**AMENDMENT #1
INTERLOCAL CONTRACT
BETWEEN THE LAS VEGAS METROPOLITAN POLICE DEPARTMENT AND
THE WASHOE COUNTY BOARD OF COUNTY COMMISSIONERS ON BEHALF OF THE
WASHOE COUNTY SHERIFF'S OFFICE**

ENTERED INTO this _____ day of _____, 2012.

ATTEST:

LVMPD

By: _____
Annamarie Robinson,
LVMPD Fiscal Affairs Committee Clerk

By: _____
Douglas C. Gillespie, Sheriff
Las Vegas Metropolitan Police Department

Date: _____

Date: _____

APPROVED AS TO FORM:

By: _____
Mary-Anne Miller, Deputy District Attorney

Date: _____

ATTEST:

**Washoe County Board of Commissioners on
Behalf of the Washoe County Sheriff's Office**

By: _____
County Clerk

By: _____
Robert M. Larkin
Chair, Board of County Commissioners

Date: _____

Date: _____

APPROVED AS TO FORM:

Richard Gammick
District Attorney

By: _____
Mary Kandaras
Deputy District Attorney

Date: _____

EXHIBIT "A"

**FY 11 Washoe County Internet Crimes Against Children Budget
2011-MC-CX-K002**

September 1, 2011 through May 31, 2013

Item	REQUESTED BUDGET 9/1/12
Personnel	
Overtime	\$ 42,634.00
Subtotal	\$ 42,634.00
Travel	
ICAC Training (IT, UC, P2P, Supervisor)	\$ 6,342.00
Forensic Training (Encase, FTK, FLETC, Paraben, A+, Net+, NW3C, Etc.)	\$ 10,940.56
National ICAC Conference	\$ 4,314.20
Dallas CAC Conference	\$ 7,697.00
Subtotal	\$ 29,293.76
Equipment	
Upgrades to existing software (Anti-Virus, vmware, snagit, etc)	\$ 4,500.00
Gateway Undercover Computers	\$ 1,200.00
RAID Tactical Jackets	\$ 1,200.00
Undercover cellular phone/MIFI	\$ 100.00
Office Equipment - Printer	\$ 500.00
Writeblocker	\$ 1,525.00
Hard Drives	\$ 1,500.00
Hot Swap Bay	\$ 230.00
Computer Processor	\$ 480.00
RAM (Memory)	\$ 165.00
Power Supply	\$ 100.00
Subtotal	\$ 11,500.00
Supplies/ Operating	
Misc Software	\$ 1,154.94
Forensic software (Encase, Camtasia, Tech Net, etc)	\$ 6,035.80
Subtotal	\$ 7,190.74
Other/Services	
Washoe Internet service	\$ 1,916.00
Wireless Internet/Cellular Fees	\$ 1,200.00
Subtotal	\$ 3,116.00

Other/Training	
EnCase Training/FTK Forensic Training/SANS/Blackbag/CEIC	\$ 31,228.00
Dallas CAC Conference	\$ 2,395.00
Subtotal	\$ 33,623.00
GRAND TOTAL	\$ 127,357.50

EXHIBIT "B"

LOCAL and FEDERAL ASSURANCES

Financial and Project Activity Assurances

Upon acceptance of funding from LVMPD, the lead governmental unit hereby agrees to the following financial and project activity assurances governing the transfer of funds.

1. A quarterly Financial Report shall be submitted to Las Vegas Metropolitan Police Department not later than 15 days following the end of the modified quarter schedule below:
June 1-August 31
September 1-November 30
December 1-February 28
March 1-May 31

Requests for reimbursement must be submitted using the LVMPD Quarterly Financial Report form and shall include copies of paid invoices and appropriate payroll documentation as applicable. Unless approved by LVMPD, late reports could delay reimbursement.
2. The final Financial Report must be submitted to LVMPD no later than 30 days following the end of the contract period. Unless approved by LVMPD, late reports could result in non-payment of final claim.
3. LVMPD retains the right to terminate this contract for cause at any time before completion of the program when it has determined that the subgrantee has failed to comply with the conditions of this agreement.
4. Financial management must comply with the requirements of OMB Circulars A-102 or A-110, whichever is applicable to your organization.
5. All grant expenditures are to be reasonable and allowable in accordance with OMB Circular A-21, A-87 or A-122, whichever is applicable to your organization, and which are incorporated into this agreement by reference.
6. All grant expenditures are to be made in accordance with the interlocal contract, and within current DOJ and grant specific guidelines. Modifications must be requested and approved in advance by submitting an LVMPD Project Change Request form to LVMPD.
7. Grant revenue and expenditure records must be maintained and made available to the LVMPD for audit.
8. Subgrantees shall comply with the audit requirements of the Single Audit Act Amendment of 1986 and OMB Circular A-133, which is incorporated into this agreement by reference, to include the required submission of the most recent annual independent audit, as prescribed in sections 310 and 315 and section 320, paragraph f.
9. Subgrantees that are institutions of higher education, hospitals or other non-profit organizations shall comply with the audit requirements of OMB Circular A-110, Attachment F.
10. Required documentation for the performance of internal audits must be provided to LVMPD within 30 days of request. Grant closeout is contingent upon LVMPD audit and resolution of any discrepancies

11. The subgrantee agency is required to submit quarterly financial and project activity reports to LVMPD. Due dates for those reports are as follows:

- December 15** - (for reporting period September 1- November 30)
- March 15** - (for reporting period December 1 to February 28)
- June 15** - (for reporting period March 1 to May 31)
- September 15** - (for reporting period June 1 to August 31)

The reports should be completed in accordance with the following format and standards:

12. **Project Activity Report** – A narrative status report describing program accomplishments with respect to meeting stated objectives and completing the projects approved in the allocation of funding. The subgrantee activities should be reported for the quarter and for the cumulative period from the grant award date. Report can be done in a memo format.
13. **Quarterly Financial Reports** – Complete and submit a Quarterly Financial Report form for all expenditures funded by the grant. This request will be accompanied by copies of paid invoices and other documentation required by LVMPD to substantiate the request for reimbursement.
14. **Project Change Request** – Grant expenditures are authorized only for purchases and activities approved by DOJ under the grant application process. Any change in the project scope, needs to be submitted to LVMPD for submittal to DOJ for approval.
15. Funds granted are to be expended for the purpose set forth in the grant award and in accordance with all applicable laws, regulations, policies, and procedures of the State of Nevada and the applicable federal granting agency.
16. No expenditures will be eligible for compensation if occurring after the term of the interlocal contract.
17. If this grant funds any form of written or visual material that identifies employees of LVMPD, prior approval must be obtained from the LVMPD before publishing or finalization.
18. The subgrantee assures the fiscal accountability of the funds received from the LVMPD will be managed and accounted for by the jurisdiction's chief comptroller and internal control and authority to ensure compliance with LVMPD documentation, record keeping, accounting, and reporting guidelines will reside with that individual.
19. The subgrantee shall neither assign, transfer nor delegate any rights, obligations or duties under this interlocal contract without prior approval of LVMPD.
20. To the extent permitted by law, the subgrantee will indemnify, save and hold LVMPD and its agents and employees harmless from any and all claims, causes of action or liability arising from the performance of this agreement by subgrantee or its agents or employees.
23. Subrecipient shall comply with the investigative standards detailed in the Internet Crimes Against Children Operational and Investigative Standards.

FEDERAL ASSURANCES

The subrecipient hereby assures and certifies compliance with all applicable Federal statutes, regulations, policies, guidelines, and requirements, including OMB Circulars A-21, A-87, A-102, A-110, A-122, A-133; Ex. Order 12372 (intergovernmental review of federal programs); and 28 C.F.R. pts. 66 or 70 (administrative requirements for grants and cooperative agreements). The applicant also specifically assures and certifies that:

1. It has the legal authority to apply for federal assistance and the institutional, managerial, and financial capability (including funds sufficient to pay any required non-federal share of project cost) to ensure proper planning, management, and completion of the project described in this application.
2. It will establish safeguards to prohibit employees from using their positions for a purpose that constitutes or presents the appearance of personal or organizational conflict of interest, or personal gain.
3. It will give the awarding agency or the General Accounting Office, through any authorized representative, access to and the right to examine all paper or electronic records related to the financial assistance.
4. It will comply with all lawful requirements imposed by the awarding agency, specifically including any applicable regulations, such as 28 C.F.R. pts. 18, 22, 23, 30, 35, 38, 42, 61, and 63, and the award term in 2 C.F.R. § 175.15(b).
5. It will assist the awarding agency (if necessary) in assuring compliance with section 106 of the National Historic Preservation Act of 1966 (16 U.S.C. § 470), Ex. Order 11593 (identification and protection of historic properties), the Archeological and Historical Preservation Act of 1974 (16 U.S.C. § 469 a-1 et seq.), and the National Environmental Policy Act of 1969 (42 U.S.C. § 4321).
6. It will comply (and will require any subgrantees or contractors to comply) with any applicable statutorily-imposed nondiscrimination requirements, which may include the Omnibus Crime Control and Safe Streets Act of 1968 (42 U.S.C. § 3789d); the Victims of Crime Act (42 U.S.C. § 10604(e)); The Juvenile Justice and Delinquency Prevention Act of 2002 (42 U.S.C. § 5672(b)); the Civil Rights Act of 1964 (42 U.S.C. § 2000d); the Rehabilitation Act of 1973 (29 U.S.C. § 7 94); the Americans with Disabilities Act of 1990 (42 U.S.C. § 12131-34); the Education Amendments of 1972 (20 U.S.C. §§1681, 1683, 1685-86); and the Age Discrimination Act of 1975 (42 U.S.C. §§ 6101-07); see Ex. Order 13279 (equal protection of the laws for faith-based and community organizations).
7. If a governmental entity:

it will comply with the requirements of the Uniform Relocation Assistance and Real Property Acquisitions Act of 1970 (42 U.S.C. § 4601 et seq.), which govern the treatment of persons displaced as a result of federal and federally-assisted programs; and
 - a. it will comply with requirements of 5 U.S.C. §§ 1501-08 and §§ 7324-28, which limit certain political activities of State or local government employees whose principal employment is in connection with an activity financed in whole or in part by federal assistance.

FEDERAL CERTIFICATIONS

CERTIFICATIONS REGARDING LOBBYING; DEBARMENT, SUSPENSION AND OTHER RESPONSIBILITY MATTERS; AND DRUG-FREE WORKPLACE REQUIREMENTS

Subrecipients should refer to the regulations cited below to determine the certification to which they are required to attest. Applicants should also review the instructions for certification included in the regulations before completing this form. Acceptance of this form provides for compliance with certification requirements under 28 CFR Part 69, "New Restrictions on Lobbying," 2 CFR Part 2867, "DOJ Implementation of OMB Guidance of Nonprocurement Debarment and Suspension," and 28 CFR Part 83, "Government-wide Debarment and Suspension," and Government-wide Requirements for Drug-Free Workplace (Grants)." The certifications shall be treated as a material representation of fact upon which reliance will be placed when the Department of Justice determines to award the covered transaction, grant, or cooperative agreement.

1. LOBBYING As required by Section 1352, Title 31 of the U.S. Code, and implemented at 28 CFR Part 69, for persons entering into a grant or cooperative agreement over \$100,000, as defined at 28 CFR Part 69, the applicant certifies that:

(a) No Federal appropriated funds have been paid or will be paid, by or on behalf of the undersigned, to any person for influencing or attempting to influence an officer or employee of any agency, a Member of Congress, an officer or employee of Congress, or an employee of a Member of Congress in connection with the making of any Federal grant, the entering into of any cooperative agreement, and the extension, continuation, renewal, amendment, or modification of any Federal grant or cooperative agreement;

(b) If any funds other than Federal appropriated funds have been paid or will be paid to any person for influencing or attempting to influence an officer or employee of any agency, a Member of Congress, an officer or employee of Congress, or an employee of a Member of Congress in connection with this Federal grant or cooperative agreement, the undersigned shall complete and submit Standard Form - LLL, "Disclosure of Lobbying Activities," in accordance with its instructions;

(c) The undersigned shall require that the language of this certification be included in the award documents for all subawards at all tiers (including subgrants, contracts under grants and cooperative agreements, and subcontracts) and that all sub-recipients shall certify and disclose accordingly.

2. DEBARMENT, SUSPENSION, AND OTHER RESPONSIBILITY MATTERS (DIRECT RECIPIENT)

As required by Executive Order 12549, Debarment and Suspension, and implemented at 2 CFR Part 2867, for prospective participants in primary covered transactions, as defined at 2 CFR Section 2867.20(a):

A. The subrecipient certifies that it and its principals:

(a) Are not presently debarred, suspended, proposed for debarment, declared ineligible, sentenced to a denial of Federal benefits by a State or Federal court, or voluntarily excluded from covered transactions by any Federal department or agency;

(b) Have not within a three-year period preceding this application been convicted of or had a civil judgment rendered against them for commission of fraud or a criminal offense in connection with obtaining, attempting to obtain, or performing a public (Federal, State, or local) transaction or contract under a public transaction; violation of Federal or State antitrust statutes or commission of embezzlement, theft, forgery, bribery, falsification or destruction of records, making false statements, or receiving stolen property;

(c) Are not presently indicted for or otherwise criminally or civilly charged by a governmental entity (Federal, State, or local) with commission of any of the offenses enumerated in paragraph (1)(b) of this certification; and

(d) Have not within a three-year period preceding this application had one or more public transactions (Federal, State, or local) terminated for cause or default.

B. Where the applicant is unable to certify to any of the statements in this certification, he or she shall attach an explanation to this application.

3. DRUG-FREE WORKPLACE (GRANTEES OTHER THAN INDIVIDUALS)

As required by the Drug-Free Workplace Act of 1988, and implemented at 28 CFR Part 83, Subpart F, for grantees, as defined at 28 CFR Sections 83.620 and 83.650:

A. The applicant certifies that it will or will continue to provide a drug-free workplace by:

(a) Publishing a statement notifying employees that the unlawful manufacture, distribution, dispensing, possession, or use of a controlled substance is prohibited in the grantee's workplace and specifying the actions that will be taken against employees for violation of such prohibition;

(b) Establishing an on-going drug-free awareness program to inform employees about

(1) The dangers of drug abuse in the workplace;

(2) The grantee's policy of maintaining a drug-free workplace;

(3) Any available drug counseling, rehabilitation, and employee assistance programs; and

(4) The penalties that may be imposed upon employees for drug abuse violations occurring in the workplace;

(c) Making it a requirement that each employee to be engaged in the performance of the grant be given a copy of the statement required by paragraph (a);

(d) Notifying the employee in the statement required by paragraph (a) that, as a condition of employment under the grant, the employee will

(1) Abide by the terms of the statement; and

(2) Notify the employer in writing of his or her conviction for a violation of a criminal drug statute occurring in the workplace no later than five calendar days after such conviction;

(e) Notifying the agency, in writing, within 10 calendar days after receiving notice under subparagraph (d)(2) from an employee or otherwise receiving actual notice of such conviction. Employers of convicted employees must provide notice, including position title, to: Department of Justice, Office of Justice Programs, ATTN: Control Desk, 810 7th Street, N.W., Washington, D.C. 20531. Notice shall include the identification number(s) of each affected grant;

(f) Taking one of the following actions, within 30 calendar days of receiving notice under subparagraph (d)(2), with respect to any employee who is so convicted

(1) Taking appropriate personnel action against such an employee, up to and including termination, consistent with the requirements of the Rehabilitation Act of 1973, as amended; or

(2) Requiring such employee to participate satisfactorily in a drug abuse assistance or rehabilitation program approved for such purposes by a Federal, State, or local health, law enforcement, or other appropriate agency;

(g) Making a good faith effort to continue to maintain a drug-free workplace through implementation of paragraphs (a), (b), (c), (d), (e), and (f).

As the duly authorized representative of the subrecipient, I hereby certify that the subrecipient will comply with the above assurances and certifications.

NAME: _____ TITLE: _____

SIGNATURE: _____ DATE: _____

* Must be signed by the County Manager/Chief Financial Officer, the Tribal Chairman/designee or the state agency director as appropriate

**RESOLUTION AUTHORIZING THE SALE OF AN INTEREST IN .735 ACRES
(A PORTION OF BETSY CAUGHLIN DONNELLY PARK) TO
TRUCKEE MEADOWS WATER AUTHORITY FOR USE AS A
UTILITY EASEMENT**

WHEREAS, Washoe County, a political subdivision of the State of Nevada, owns a 30.05-acre parcel of real property situated in the County of Washoe, APN 097-040-01, commonly known as Betsy Caughlin Donnelly Park; and

WHEREAS, Truckee Meadows Water Authority (TMWA), a Joint Powers Authority entity created pursuant to a cooperative agreement amongst the cities of Reno, Nevada, Sparks, Nevada, and Washoe County, Nevada, pursuant to N.R.S. Chapter 277, has identified an interest in a portion of the real property to serve as a utility easement which would benefit the community as part of the Caughlin-Mayberry Intertie Project (the Project); and

WHEREAS, TMWA desires to purchase from Washoe County for purposes of the Project and Washoe County desires to sell to TMWA for purposes of the Project an interest in a .735-acre portion more particularly described in Exhibit "A" attached hereto (the "Property") for use as a utility easement, which is essential to the Project; and

WHEREAS, The County and TMWA are public agencies authorized under NRS 277.050 to enter into cooperative agreements for the sale or lease of public property; and

WHEREAS, Washoe County, through its Community Services Department, is recommending that it is in the best interests of the County and the public that an interest in the Property described in Exhibit A be sold for use as a utility easement at the Board of County Commissioners' meeting to be held December 11, 2012, pursuant to NRS 277.050 for a minimum price as determined by a certified appraisal; and

WHEREAS, The purchase price shall be the appraised value of the Property interest as determined by a professional Real Estate Appraisal performed by Johnson-Perkins and Associates, on August 7, 2012, which placed the recommendation for Just Compensation based upon market value of the Property in the amount of \$10,000 for a non-exclusive permanent easement and \$50 per month for a temporary construction easement as described in Exhibit A, plus the full restoration of the impacted areas and \$150,000 in mitigation; now, therefore, be it


RESOLVED, That the Board of Washoe County Commissioners supports the needs of TMWA to use the Property for a public benefit and purpose and, thus, hereby declares its intent to sell an interest in the subject Property for use as a utility easement to TMWA for the certified appraised value in the amount of \$10,000 for a permanent easement and \$50/month for a temporary

12-1086

construction easement plus full restoration of the impacted areas and \$150,000 in mitigation at a public meeting of the Board of County Commissioners on December 11, 2012, at 10:00 A.M.

This Resolution shall be effective on passage and approval.

ADOPTED this 13th day of November 2012.

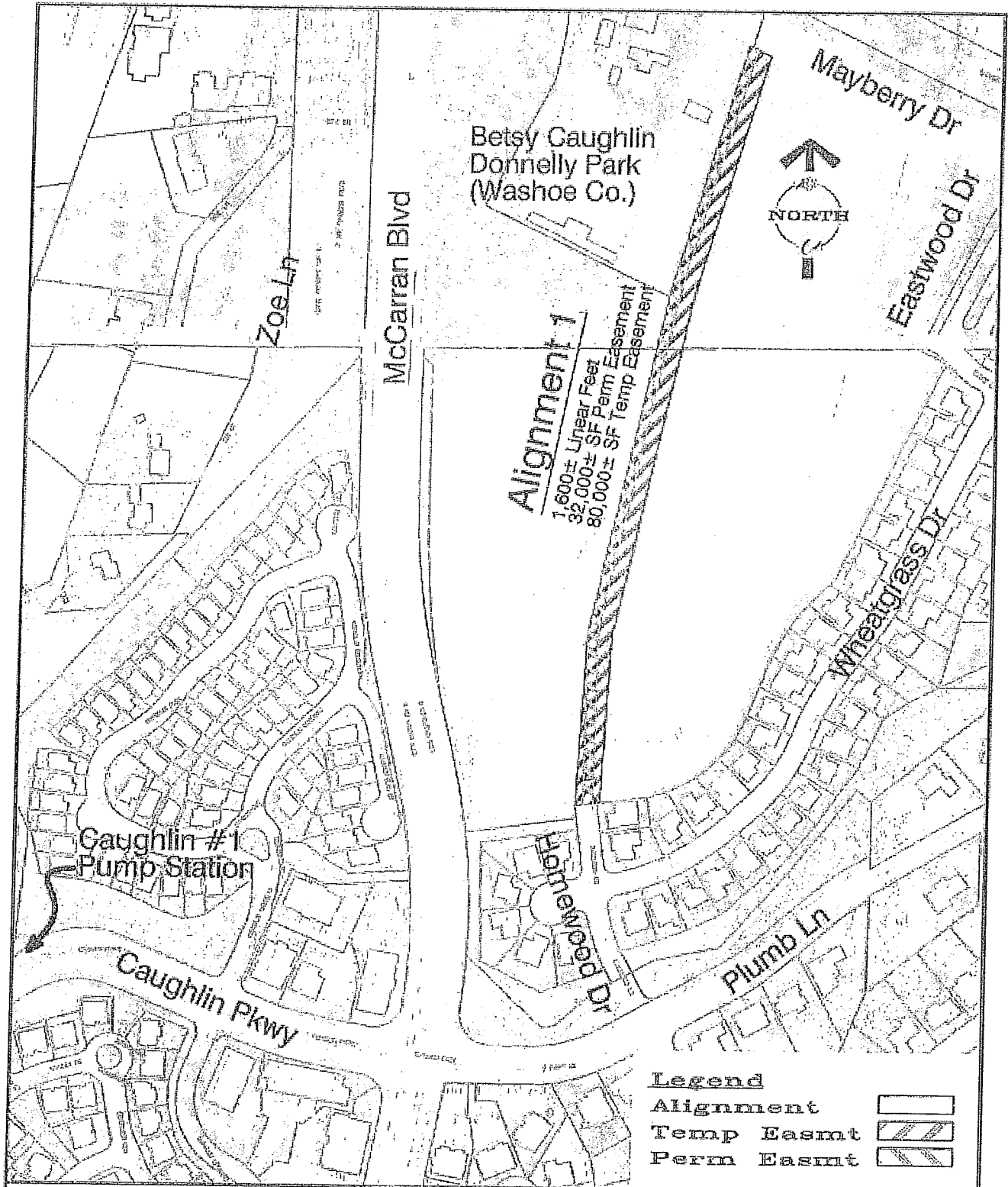



Robert M. Larkin, Chairman
Board of Washoe County Commissioners

ATTEST:



Amy Harvey, County Clerk




TRUCKEE MEADOWS WATER
 AUTHORITY
 1000 CAPITAL BLVD / PO BOX 60010
 LAS VEGAS, NEVADA 89116-0010
 PH 702-634-0900 / FX 702-634-5305

Caughlin-Mayberry Intertie
Proposed Alignment
Betsy Caughlin Donnelly Park

DATE	DECEMBER 01, 2011
DRAWN BY	HCS
PAGE ORDER #	01-225
SCALE	1/1"=1/8"

EXHIBIT
A

TUESDAY NOVEMBER 6, 2012 GENERAL ELECTION

**POST-ELECTION AUDIT OF VOTER VERIFIED PAPER
AUDIT TRAIL PRINTERS (VVPATs)**

<u>UNIT #</u>	<u>EDGE RESULT</u>	<u>VVPAT RESULT</u>	<u>LOCATION</u>
33943	96	96	Washoe Valley Landowners
33872	53	53	River Christian Church
33752	50	50	Somerset Town Center
33773	65	65	South Valleys Library
33820	70	70	Sparks Middle School
33770	86	86	So. Reno Athletic Club
33421	104	104	Juniper Elementary School
33905	94	94	Unitarian Univer. Fellowship NN
33638	71	71	Reed High School
33888	97	97	Towels Elementary School
32118	45	45	Ctr. for Spiritual Living Reno
33303	74	74	Gomm Elementary School
33314	75	75	Granite Hills Baptist Church
33160	68	68	Diedrichsen Elemen. School
33868	78	78	Swope Middle School
33021	59	59	California Building

108-1007

GENERAL ELECTION

November 6, 2012

Summary Report

Washoe County

12 GENERAL UNOFFICIAL SUMMARY

Registration & Turnout	241,213	Voters	State Assembly Dist. 26	88/88	100.00%
Election Day Reporting Turnout	55,610	23.05%	REP - Kirner, Randy	19,926	60.75%
Absentee Reporting Turnout	21,445	8.89%	DEM - Petzak, Rodney R.	12,872	39.25%
Early Vote Reporting Turnout	111,189	46.10%	Total ...	32,798	100.00%
Total ...	188,244	78.04%	State Assembly Dist. 27	62/62	100.00%
President/Vice President of the US	471/471	100.00%	DEM - Benitez-Thompson, Teresa	14,161	57.76%
IAP - Goode, Virgil	540	0.29%	REP - Taber, Tom	10,356	42.24%
LIB - Johnson, Gary	2,332	1.24%	Total ...	24,517	100.00%
DEM - Obama, Barack	95,409	50.79%	State Assembly Dist. 30	60/60	100.00%
REP - Romney, Mitt	88,453	47.09%	REP - Lightfoot, Ken	9,118	42.99%
NP - NONE OF THESE CANDIDATES	1,121	0.60%	DEM - Sprinkle, Michael	12,094	57.01%
Total ...	187,855	100.00%	Total ...	21,212	100.00%
U.S. Senator-2012	470/470	100.00%	State Assembly Dist. 31	59/59	100.00%
DEM - Berkley, Shelley	73,164	39.43%	DEM - Daly, Richard "Skip"	14,540	52.00%
REP - Heller, Dean	93,778	50.54%	REP - Espinosa, David	13,422	48.00%
IAP - VanderBeek, David Lory	9,486	5.11%	Total ...	27,962	100.00%
NP - NONE OF THESE CANDIDATES	9,139	4.92%	State Assembly Dist. 32	42/42	100.00%
Total ...	185,567	100.00%	REP - Hansen, Ira	10,287	100.00%
Rep in Congress, District 2	470/470	100.00%	Total ...	10,287	100.00%
REP - Amodei, Mark E.	93,776	52.31%	State Assembly Dist. 40	24/24	100.00%
IAP - Best, Russell	2,838	1.58%	DEM - Dunn, Rich	2,060	39.61%
IND - Haines, Michael L.	7,358	4.10%	REP - Livermore, Pete	3,141	60.39%
DEM - Koepnick, Samuel	75,307	42.01%	Total ...	5,201	100.00%
Total ...	179,279	100.00%	County Commissioner District 1	87/87	100.00%
State Senate District 13	104/104	100.00%	REP - Berkbigler, Marsha	21,772	53.04%
REP - Martin, Kathy	14,151	35.27%	DEM - Diss, Andrew	19,279	46.96%
DEM - Smith, Debbie	25,975	64.73%	Total ...	41,051	100.00%
Total ...	40,126	100.00%	County Commissioner District 4	74/74	100.00%
State Senate District 15	152/152	100.00%	REP - Hartung, Vaughn	32,633	100.00%
REP - Brower, Greg	29,352	50.23%	Total ...	32,633	100.00%
DEM - Leslie, Sheila	29,087	49.77%	Sup Crt Justice Seat C	469/469	100.00%
Total ...	58,439	100.00%	NP - Cherry, Michael A.	122,097	75.84%
State Assembly Dist. 24	44/44	100.00%	NP - NONE OF THESE CANDIDATES	38,898	24.16%
DEM - Bobzien, David	12,823	68.07%	Total ...	160,995	100.00%
REP - Waterman, Heidi	6,015	31.93%	Sup Crt Justice Seat F	469/469	100.00%
Total ...	18,838	100.00%	NP - Douglas, Michael L.	124,579	77.27%
State Assembly Dist. 25	90/90	100.00%			
REP - Hickey, Pat	26,198	100.00%			
Total ...	26,198	100.00%			

18-1057

A-11/13/12
5

GENERAL ELECTION

November 6, 2012

Summary Report

Washoe County

12 GENERAL UNOFFICIAL SUMMARY

Sup Crt Justice Seat F (cont'd...)	469/469 100.00%	INCLINE VILLAGE Gen Imp Dst - VF 3 (c	10/10 100.00%
NP - NONE OF THESE CANDIDATES	36,652 22.73%	NP - Smith, Jim	2,658 20.71%
Total ...	161,231 100.00%	Total ...	12,837 100.00%
Sup Crt Justice Seat G	469/469 100.00%	PALOMINO VALLEY Gen Imp Dst - VF 3	4/4 100.00%
NP - Saitta, Nancy M.	122,096 76.26%	NP - Breitmeyer III, Martin	289 17.30%
NP - NONE OF THESE CANDIDATES	38,011 23.74%	NP - Gerlinger, Mitch	467 27.95%
Total ...	160,107 100.00%	NP - Magers, Dennis	478 28.61%
		NP - Schmalzer, Peter	437 26.15%
		Total ...	1,671 100.00%
Dst Crt Judge, Dept 9	469/469 100.00%	SOUTH TRUCKEE MEADOWS Gen Imp D	39/39 100.00%
NP - Dunlap, Cal	77,602 46.98%	NP - Acheson, R.D. "Bob"	2,229 15.73%
NP - Freeman, Scott N.	87,591 53.02%	NP - Cohen, Steve	2,800 19.76%
Total ...	165,193 100.00%	NP - Gamroth, Jerry	1,854 13.08%
		NP - Schumacher, Jerry	3,200 22.58%
		NP - Tavernetti, Gary	2,190 15.46%
		NP - Winzeler, Barry L.	1,897 13.39%
		Total ...	14,170 100.00%
State Bd. Of Education Dist. 2	469/469 100.00%	SUN VALLEY Gen Imp Dst - VF 3	14/14 100.00%
NP - Clontz, Donna	72,199 47.35%	NP - Barstow, Joseph D.	2,337 21.66%
NP - Cook, Dave	80,281 52.65%	NP - Brighton, Warren	1,533 14.21%
Total ...	152,480 100.00%	NP - Maltman, Vicky	2,062 19.11%
		NP - Reinhardt, Margaret	2,378 22.04%
		NP - Woodland, Linda	2,480 22.98%
		Total ...	10,790 100.00%
Regent, Univ of Nevada, Dist 9	20/20 100.00%	VERDI TV District	21/21 100.00%
NP - Knecht, Ron	3,387 61.54%	NP - Mosconi, H.R. "Bud"	2,630 33.19%
NP - Mackedon, Michon	2,117 38.46%	NP - Toulouse, Kim	2,080 26.25%
Total ...	5,504 100.00%	NP - Zed, Rajan	701 8.85%
		NP - Zunino Banbury, Michelle T.	2,513 31.71%
		Total ...	7,924 100.00%
School Board Trustee Dst A	138/138 100.00%	NORTH LAKE TAHOE Fire Protection Dst	11/11 100.00%
NP - Richardson, Dale	14,168 39.20%	NP - Fischer, Wayne	2,729 25.00%
NP - Ruggerio, Lisa	21,974 60.80%	NP - King, Steven	1,321 12.10%
Total ...	36,142 100.00%	NP - May, Chris	1,977 18.11%
		NP - Smith, Dale E.	2,723 24.95%
		NP - Zahler, Paul	2,164 19.83%
		Total ...	10,914 100.00%
School Board Trustee Dst D	76/76 100.00%	GEN RENO Councilmember Ward 1	198/198 100.00%
NP - Grein, Ken	13,422 45.57%	NP - Brekhus, Jenny	43,678 58.24%
NP - Rosenberg, Howard	16,030 54.43%	NP - Carter, Bernie	31,313 41.76%
Total ...	29,452 100.00%	Total ...	74,991 100.00%
School Board Trustee Dst E	90/90 100.00%		
NP - Aiazzi, David L.	14,995 50.50%		
NP - Nicolet, Diane	14,696 49.50%		
Total ...	29,691 100.00%		
INCLINE VILLAGE Gen Imp Dst - VF 3	10/10 100.00%		
NP - Callicrate, Tim G.	1,911 14.89%		
NP - Del Carlo, George	1,980 15.42%		
NP - Devine, Bill	2,202 17.15%		
NP - Epstein, Bea	1,897 14.78%		
NP - Hammerel, Jim	2,189 17.05%		

18-1007

GENERAL ELECTION

November 6, 2012

Summary Report

Washoe County

12 GENERAL UNOFFICIAL SUMMARY

GEN RENO Councilmember Ward 3	198/198 100.00%	WC-2: 2012 Public Services Funding Adv	469/469 100.00%
NP - Delgado, Oscar	46,146 59.12%	NO	105,959 59.62%
NP - Young, Cliff J.	31,904 40.88%		
		Total ...	177,718 100.00%
Total ...	78,050 100.00%		
GEN RENO Councilmember Ward 5	198/198 100.00%	RNO-1: CITY OF RENO ADVISORY BALLI	198/198 100.00%
NP - Jardon, Neoma	42,005 53.60%	YES	66,208 75.96%
NP - Jung, Kitty K.	36,361 46.40%	NO	20,954 24.04%
		Total ...	87,162 100.00%
Total ...	78,366 100.00%		
RENO Councilmember - AL	198/198 100.00%		
NP - Schieve, Hillary	41,018 52.98%		
NP - Ward, David	36,401 47.02%		
		Total ...	77,419 100.00%
Total ...	77,419 100.00%		
RENO Municipal Court Judge Dept. 2	198/198 100.00%		
NP - Gardner, William L.	67,809 100.00%		
		Total ...	67,809 100.00%
Total ...	67,809 100.00%		
Justice of the Peace GERLACH-WADSWI	7/7 100.00%		
NP - Copeland, Ralph R.	199 33.00%		
NP - Graham, Terry L.	404 67.00%		
		Total ...	603 100.00%
Total ...	603 100.00%		
Justice of the Peace, RENO-VERDI Dept.	326/326 100.00%		
NP - Lynch, Patricia A.	60,146 58.95%		
NP - Shannon, Greg	41,888 41.05%		
		Total ...	102,034 100.00%
Total ...	102,034 100.00%		
Justice of the Peace, RENO-VERDI Dept.	326/326 100.00%		
NP - Hascheff, Pierre A.	65,550 64.25%		
NP - Waldron, Gemma Greene	36,466 35.75%		
		Total ...	102,016 100.00%
Total ...	102,016 100.00%		
Assembly Joint Resolution No. 5	469/469 100.00%		
YES	91,832 52.82%		
NO	82,029 47.18%		
		Total ...	173,861 100.00%
Total ...	173,861 100.00%		
WC-1: 2012 Public Safety Automatic Aid .	469/469 100.00%		
YES	145,504 81.39%		
NO	33,262 18.61%		
		Total ...	178,766 100.00%
Total ...	178,766 100.00%		
WC-2: 2012 Public Services Funding Adv	469/469 100.00%		
YES	71,759 40.38%		

18-1094

TO: Board of County Commissioners

FROM: Dan Burk, Registrar of Voters

DATE: November 13, 2012

SUBJECT: Report to the Board of Commissioners and Canvass of Official Results
for the Tuesday November 6, 2012 General Election

Information Concerning the Conduct of the 2012 General Election

Total Registered Voters at Close of Registration	241,214	
Number of Voters Casting a Ballot on Election Day	55,610	(23.05%)
Number of Voters Casting a Ballot during Early Voting	111,189	(46.10%)
Number of Voters Casting an Absent Ballot	21,445	(8.89%) (85% Return Rate)
Number of Provisional Ballots Cast = 1987		
Number of Provisional Ballots Counted	990	(50%)
Total Turnout	188,244	(78.04%)

Voting Locations

Number of Precincts Reporting Results on Election Day	471
Number of Election Day Polling Places	90
Number of Early Voting Locations [9 Commercial, 12 Public Bldgs., 1 Pvt. Assoc. Bldg.]	22
Number of Edges Used On Election Day	803
Number of Edges Used for Early Voting [35 in reserve with 10 used]	211

10-1-12

Volunteer Personnel

Total Number of Election Day Poll Workers	533
Total Number of County Employees	91
Total Number of Early Voting Workers	105
Technical Support from Information Technology	37

Polls Opening and Closing on Election Day

All 90 Polling Places were open at 7:00 a.m.

Last Poll Closed at 8:20 p.m.

Final Results Issued

11:53 p.m.

Towards the Future; Issues to Be Addressed

- ✓ Finding an adequate place to conduct E.V. in Sun Valley
- ✓ Finding a way to expedite voter processing over last two days of E.V.
- ✓ Dealing with the Aging of the EDGE and VVPAT hardware
- ✓ Expediting the Issuance of Provisional Ballots
- ✓ Refocus Poll Worker Training to Critical Issues at Opening and Closing of the Polls

18-1097

TUESDAY NOVEMBER 6, 2012 GENERAL ELECTION

**POST-ELECTION AUDIT OF VOTER VERIFIED PAPER
AUDIT TRAIL PRINTERS (VVPATs) (CONT.)**

<u>UNIT #</u>	<u>EDGE RESULT</u>	<u>VVPAT RESULT</u>	<u>LOCATION</u>
33850	109	109	Sun Valley GID
33671	72	72	Reno Livestock Events Ctr.
33827	111	111	Stead Elementary School
33068	41	41	Beasley Elementary School
32467	68	68	Mendive Middle School

12-10-12

Washoe County Board of County Commissioners
Declaration of Canvass of Vote and Order

WHEREAS, an election was held in Washoe County and completed on November 6, 2012;

WHEREAS, the Washoe County Board of County Commissioners has convened a duly noticed public meeting on November 13, 2012 to canvass the vote of that election;

NOW THEREFORE, pursuant to Chapter 293 of the Nevada Revised Statutes, and NRS 293.032 and NRS 293.387 in particular, the Washoe County Board of County Commissioners determines, declares and orders as follows:

1. A review of the election results has been made by which any errors within the election results, if there were any, could be officially noted.
2. No clerical errors were discovered from the canvass and no resulting changes in the vote are necessary.
3. The official election results are hereby declared and the result declared represents the true vote cast.
4. The Washoe County Registrar of Voters is directed to enter upon the records of the county an abstract of the result containing the number of votes cast for each candidate and shall certify the abstract.
5. Pursuant to this order hereby entered in the minutes of the board, the registrar shall copy the certified abstract and make a mechanized report of the abstract in compliance with regulations adopted by the Nevada Secretary of State and transmit them to the Secretary within seven working days after the election.


ADOPTED and ORDERED this 13th day of November, 2012, by the following vote:

AYES: Larkin, Weber, Breternitz
NAYS: None
ABSENT: Humke, Jung
ABSTAIN: None

Robert M Larkin

ROBERT M. LARKIN, Chairman

ATTEST
Amy Harvey
AMY HARVEY, County Clerk



18-1051


November 13, 2012

The attached document is certified by the Board of County Commissioners of Washoe County, Nevada, to be a true copy of the Abstract of Votes cast in the General Election on November 6, 2012, having been duly certified by the Accuracy Certification Board appointed pursuant to NRS 293B.390 and canvassed by the Washoe County Board of County Commissioners.



Daniel G Burk, Registrar of Voters

Board of County Commissioners




Robert M. Larkin – Chairman



Bonnie Weber – Vice-Chairman




John Breternitz




David Humke

- Absent -

Kitty Jung



ATTESTS: Ann Harney County Clerk



18-1057

WASHOE COUNTY Statement of Vote
GENERAL ELECTION

100002		NONPARTISAN PRESIDENT/VICE PRESIDENT OF THE US													
	Registration	Ballots Cast	Turnout (%)		Coodie, Virgil	Johnson, Cary	Obama, Barack	Romney, Mitt	NONE OF THESE CANDIDATE						
100000 1000	596	181	30.37		0	7	103	70	1						
100000 - Absentee Reporting	596	33	5.54		0	0	16	17	0						
100000 - Early Vote Reporting	596	301	50.50		1	1	198	99	1						
100200 1002	921	239	25.95		0	5	157	72	5						
100200 - Absentee Reporting	921	75	8.14		0	1	56	17	1						
100200 - Early Vote Reporting	921	257	27.90		2	7	170	76	2						
100300 1003	1404	360	25.64		3	8	225	120	4						
100300 - Absentee Reporting	1404	99	7.05		1	0	57	40	0						
100300 - Early Vote Reporting	1404	630	44.87		2	6	426	191	4						
100500 1005	0	0	0.00		0	0	0	0	0						
100500 - Absentee Reporting	0	0	0.00		0	0	0	0	0						
100500 - Early Vote Reporting	0	0	0.00		0	0	0	0	0						
100600 1006	393	96	24.43		0	6	56	34	0						
100600 - Absentee Reporting	393	49	12.47		0	0	27	21	0						
100600 - Early Vote Reporting	393	171	43.51		0	3	97	71	0						
100700 1007	1309	183	13.98		0	5	88	90	0						
100700 - Absentee Reporting	1309	122	9.32		0	1	45	75	1						
100700 - Early Vote Reporting	1309	793	60.58		1	3	340	442	4						
100800 1008	193	40	20.73		0	1	26	13	0						
100800 - Absentee Reporting	193	19	9.84		0	0	8	10	1						
100800 - Early Vote Reporting	193	83	43.01		2	1	53	27	0						
101000 1010	1197	287	23.98		0	6	129	152	0						
101000 - Absentee Reporting	1197	111	9.27		0	1	58	47	4						
101000 - Early Vote Reporting	1197	634	52.97		1	9	372	247	4						
101100 1011	1068	164	15.36		1	3	114	46	0						
101100 - Absentee Reporting	1068	53	4.96		0	1	32	14	1						
101100 - Early Vote Reporting	1068	417	39.04		3	5	340	65	1						
101200 1012	310	77	24.84		0	1	41	34	1						
101200 - Absentee Reporting	310	23	7.42		0	1	16	6	0						
101200 - Early Vote Reporting	310	119	38.39		0	1	65	53	0						
101400 1014	1198	254	21.20		2	4	122	123	3						
101400 - Absentee Reporting	1198	133	11.10		0	1	55	76	1						
101400 - Early Vote Reporting	1198	626	52.25		3	5	369	244	4						
101500 1015	52	11	21.15		0	0	10	1	0						
101500 - Absentee Reporting	52	6	11.54		*****	*****	Insufficient Turnout to Protect Voter Privacy				*****				
101500 - Early Vote Reporting	52	15	28.85		0	0	12	2	1						
101600 1016	1072	300	27.99		0	9	171	119	1						
101600 - Absentee Reporting	1072	71	6.62		0	2	32	36	0						
101600 - Early Vote Reporting	1072	350	32.65		3	6	230	111	0						
101800 1018	1024	278	27.15		1	11	183	82	0						
101800 - Absentee Reporting	1024	54	5.27		2	0	38	14	0						
101800 - Early Vote Reporting	1024	355	34.67		0	6	270	76	3						
102000 1020	1109	204	18.39		2	4	88	109	1						
102000 - Absentee Reporting	1109	119	10.73		1	0	57	60	1						
102000 - Early Vote Reporting	1109	655	59.06		0	5	325	321	4						
102100 1021	0	0	0.00		0	0	0	0	0						
102100 - Absentee Reporting	0	0	0.00		0	0	0	0	0						
102100 - Early Vote Reporting	0	0	0.00		0	0	0	0	0						
102200 1022	919	145	15.78		0	2	56	86	1						
102200 - Absentee Reporting	919	81	8.81		0	0	34	47	0						
102200 - Early Vote Reporting	919	583	63.44		1	2	271	309	0						
102300 1023	659	85	12.90		0	0	29	56	0						
102300 - Absentee Reporting	659	95	14.42		0	2	35	57	0						
102300 - Early Vote Reporting	659	406	61.61		0	0	188	217	1						
102400 1024	1365	220	16.12		1	3	74	142	0						
102400 - Absentee Reporting	1365	137	10.04		0	2	66	67	1						
102400 - Early Vote Reporting	1365	849	62.20		1	5	407	432	3						
102600 1026	767	150	19.56		0	2	60	87	1						
102600 - Absentee Reporting	767	74	9.65		1	1	34	37	0						
102600 - Early Vote Reporting	767	446	58.15		1	3	242	196	1						

10-10-12

WASHOE COUNTY Statement of Vote
GENERAL ELECTION

November 6, 2012

100002		NONPARTISAN PRESIDENT/VICE PRESIDENT OF THE US													
	Registration	Ballots Cast	Turnout (%)		Goode, Virgil	Johnson, Cary	Obama, Barack	Romney, Mitt	NONE OF THESE CANDIDATE						
102700 1027	392	66	16.84		0	0	31	35	0						
102700 - Absentee Reporting	392	60	15.31		0	1	27	31	1						
102700 - Early Vote Reporting	392	210	53.57		0	1	125	83	1						
102900 1029	1360	267	19.63		1	4	121	140	1						
102900 - Absentee Reporting	1360	121	8.90		0	2	57	62	0						
102900 - Early Vote Reporting	1360	777	57.13		1	2	399	370	2						
103100 1031	731	170	23.26		1	2	68	94	5						
103100 - Absentee Reporting	731	76	10.40		1	1	33	41	0						
103100 - Early Vote Reporting	731	394	53.90		0	1	207	184	1						
103200 1032	581	151	25.99		1	3	53	91	2						
103200 - Absentee Reporting	581	60	10.33		0	0	27	33	0						
103200 - Early Vote Reporting	581	297	51.12		2	3	182	108	2						
103300 1033	1012	235	23.22		0	5	103	125	2						
103300 - Absentee Reporting	1012	115	11.36		0	2	65	47	0						
103300 - Early Vote Reporting	1012	506	50.00		0	7	308	189	1						
103500 1035	490	155	31.63		0	3	95	55	2						
103500 - Absentee Reporting	490	21	4.29		0	0	17	4	0						
103500 - Early Vote Reporting	490	214	43.67		0	3	170	36	4						
103600 1036	619	131	21.16		0	6	88	35	2						
103600 - Absentee Reporting	619	46	7.43		0	0	35	11	0						
103600 - Early Vote Reporting	619	305	49.27		2	8	224	70	1						
103800 1038	465	134	28.82		1	2	74	57	0						
103800 - Absentee Reporting	465	39	8.39		0	0	19	17	1						
103800 - Early Vote Reporting	465	253	54.41		0	2	143	107	1						
103900 1039	690	104	15.07		0	2	65	36	1						
103900 - Absentee Reporting	690	56	8.12		0	2	38	14	1						
103900 - Early Vote Reporting	690	188	27.25		2	1	134	50	1						
104000 1040	1	0	0.00		0	0	0	0	0						
104000 - Absentee Reporting	1	0	0.00		0	0	0	0	0						
104000 - Early Vote Reporting	1	0	0.00		0	0	0	0	0						
104300 1043	869	169	19.45		1	4	94	70	0						
104300 - Absentee Reporting	869	70	8.06		1	0	35	32	2						
104300 - Early Vote Reporting	869	353	40.62		6	3	229	114	1						
104400 1044	1180	252	21.36		0	10	126	114	2						
104400 - Absentee Reporting	1180	85	7.20		0	0	52	31	2						
104400 - Early Vote Reporting	1180	528	44.75		3	4	281	236	4						
104500 1045	606	137	22.61		0	4	62	71	0						
104500 - Absentee Reporting	606	70	11.55		1	0	46	23	0						
104500 - Early Vote Reporting	606	200	33.00		0	3	107	89	1						
104600 1046	96	23	23.96		0	0	8	15	0						
104600 - Absentee Reporting	96	14	14.58		0	0	1	13	0						
104600 - Early Vote Reporting	96	42	43.75		1	0	23	18	0						
104700 1047	315	54	17.14		0	1	19	34	0						
104700 - Absentee Reporting	315	46	14.60		0	0	14	32	0						
104700 - Early Vote Reporting	315	190	60.32		0	1	55	133	1						
104900 1049	1	0	0.00		0	0	0	0	0						
104900 - Absentee Reporting	1	0	0.00		0	0	0	0	0						
104900 - Early Vote Reporting	1	0	0.00		0	0	0	0	0						
105000 1050	0	0	0.00		0	0	0	0	0						
105000 - Absentee Reporting	0	0	0.00		0	0	0	0	0						
105000 - Early Vote Reporting	0	0	0.00		0	0	0	0	0						
105100 1051	1	0	0.00		0	0	0	0	0						
105100 - Absentee Reporting	1	0	0.00		0	0	0	0	0						
105100 - Early Vote Reporting	1	0	0.00		0	0	0	0	0						
105300 1053	414	74	17.87		0	2	34	38	0						
105300 - Absentee Reporting	414	29	7.00		1	1	8	19	0						
105300 - Early Vote Reporting	414	246	59.42		0	0	129	117	0						
105500 1055	1077	227	21.08		4	7	106	106	4						
105500 - Absentee Reporting	1077	78	7.24		1	0	41	33	2						
105500 - Early Vote Reporting	1077	542	50.32		2	8	318	208	6						

10-1057

WASHOE COUNTY Statement of Vote
GENERAL ELECTION

100002

NONPARTISAN PRESIDENT/VICE PRESIDENT OF THE US

	Registration	Ballots Cast	Turnout (%)	Goode, Virgil	Johnson, Gary	Obama, Barack	Romney, Mitt	NONE OF THESE CANDIDATE							
105600 1056	974	207	21.25	0	2	100	102	3							
105600 - Absentee Reporting	974	71	7.29	0	0	52	19	0							
105600 - Early Vote Reporting	974	502	51.54	0	3	283	214	2							
105700 1057	1282	295	23.01	1	8	173	112	1							
105700 - Absentee Reporting	1282	82	6.40	0	1	41	39	1							
105700 - Early Vote Reporting	1282	582	45.40	2	11	353	212	2							
105800 1058	2	0	0.00	0	0	0	0	0							
105800 - Absentee Reporting	2	2	100.00	***** Insufficient Turnout to Protect Voter Privacy *****											
105800 - Early Vote Reporting	2	0	0.00	0	0	0	0	0							
105900 1059	0	0	0.00	0	0	0	0	0							
105900 - Absentee Reporting	0	0	0.00	0	0	0	0	0							
105900 - Early Vote Reporting	0	0	0.00	0	0	0	0	0							
106100 1061	0	0	0.00	0	0	0	0	0							
106100 - Absentee Reporting	0	0	0.00	0	0	0	0	0							
106100 - Early Vote Reporting	0	0	0.00	0	0	0	0	0							
200000 2000	407	89	21.87	1	0	51	35	2							
200000 - Absentee Reporting	407	28	6.88	0	1	13	12	2							
200000 - Early Vote Reporting	407	231	56.76	1	1	132	95	2							
200200 2002	0	0	0.00	0	0	0	0	0							
200200 - Absentee Reporting	0	0	0.00	0	0	0	0	0							
200200 - Early Vote Reporting	0	0	0.00	0	0	0	0	0							
200400 2004	877	138	15.74	1	2	96	39	0							
200400 - Absentee Reporting	877	59	6.73	0	0	40	18	0							
200400 - Early Vote Reporting	877	311	35.46	0	5	227	76	2							
200600 2006	909	231	25.41	0	5	111	113	2							
200600 - Absentee Reporting	909	106	11.66	0	1	38	66	1							
200600 - Early Vote Reporting	909	456	50.17	1	3	218	230	3							
200700 2007	72	9	12.50	***** Insufficient Turnout to Protect Voter Privacy *****											
200700 - Absentee Reporting	72	5	6.94	***** Insufficient Turnout to Protect Voter Privacy *****											
200700 - Early Vote Reporting	72	32	44.44	0	0	29	3	0							
200900 2009	335	42	12.54	0	1	28	13	0							
200900 - Absentee Reporting	335	23	6.87	0	0	16	7	0							
200900 - Early Vote Reporting	335	117	34.93	1	2	88	26	0							
201000 2010	228	94	41.23	0	1	41	50	0							
201000 - Absentee Reporting	228	34	14.91	0	0	11	23	0							
201000 - Early Vote Reporting	228	39	17.11	0	0	23	16	0							
201300 2013	376	72	19.15	0	2	25	45	0							
201300 - Absentee Reporting	376	53	14.10	0	0	32	21	0							
201300 - Early Vote Reporting	376	187	49.73	0	0	84	102	1							
201600 2016	462	124	26.84	0	1	52	71	0							
201600 - Absentee Reporting	462	74	16.02	0	2	36	35	1							
201600 - Early Vote Reporting	462	200	43.29	0	2	105	90	3							
201700 2017	728	131	17.99	0	2	67	61	1							
201700 - Absentee Reporting	728	80	10.99	0	0	43	34	2							
201700 - Early Vote Reporting	728	321	44.09	1	3	189	126	1							
201800 2018	1262	253	20.05	2	9	119	119	4							
201800 - Absentee Reporting	1262	78	6.18	0	2	39	33	2							
201800 - Early Vote Reporting	1262	638	50.55	1	3	388	241	2							
201900 2019	404	92	22.77	0	1	29	61	1							
201900 - Absentee Reporting	404	43	10.64	0	1	8	34	0							
201900 - Early Vote Reporting	404	217	53.71	1	2	91	121	2							
202000 2020	427	78	18.27	0	2	41	35	0							
202000 - Absentee Reporting	427	22	5.15	0	0	18	4	0							
202000 - Early Vote Reporting	427	158	37.00	1	1	102	53	1							
202100 2021	596	108	18.12	0	6	43	58	1							
202100 - Absentee Reporting	596	57	9.56	0	0	25	32	0							
202100 - Early Vote Reporting	596	329	55.20	0	3	150	175	1							
202200 2022	553	84	15.19	0	0	38	45	1							
202200 - Absentee Reporting	553	56	10.13	0	0	20	35	0							
202200 - Early Vote Reporting	553	320	57.87	0	3	118	198	1							

18-1057

WASHOE COUNTY Statement of Vote
GENERAL ELECTION

100002		NONPARTISAN PRESIDENT/VICE PRESIDENT OF THE US													
	Registration	Ballots Cast	Turnout (%)		Goode, Virgil	Johnson, Gary	Obama, Barack	Romney, Mitt	NONE OF THESE CANDIDATE						
202300 2023	1059	242	22.85		0	14	113	112	3						
202300 - Absentee Reporting	1059	53	5.00		0	0	32	21	0						
202300 - Early Vote Reporting	1059	454	42.87		0	3	284	164	1						
202500 2025	479	66	13.78		0	1	22	43	0						
202500 - Absentee Reporting	479	74	15.45		0	0	27	46	1						
202500 - Early Vote Reporting	479	269	56.16		0	0	105	164	0						
202600 2026	330	82	24.85		0	2	41	39	0						
202600 - Absentee Reporting	330	26	7.88		0	0	11	15	0						
202600 - Early Vote Reporting	330	151	45.76		0	1	93	56	1						
202700 2027	550	91	16.55		1	2	37	51	0						
202700 - Absentee Reporting	550	74	13.45		0	1	36	37	0						
202700 - Early Vote Reporting	550	313	56.91		1	3	141	168	0						
202800 2028	822	163	19.83		0	2	63	98	0						
202800 - Absentee Reporting	822	109	13.26		0	0	42	64	1						
202800 - Early Vote Reporting	822	438	53.28		1	4	179	250	3						
202900 2029	646	111	17.18		0	2	45	63	1						
202900 - Absentee Reporting	646	76	11.76		1	1	19	55	0						
202900 - Early Vote Reporting	646	326	50.46		0	4	157	163	2						
203000 2030	576	124	21.53		0	6	54	64	0						
203000 - Absentee Reporting	576	52	9.03		0	0	20	30	2						
203000 - Early Vote Reporting	576	302	52.43		0	4	143	152	2						
203100 2031	1015	178	17.54		0	0	70	107	0						
203100 - Absentee Reporting	1015	138	13.60		0	1	55	80	1						
203100 - Early Vote Reporting	1015	562	55.37		0	8	244	308	1						
203200 2032	933	248	26.58		1	4	152	90	1						
203200 - Absentee Reporting	933	45	4.82		0	0	17	27	1						
203200 - Early Vote Reporting	933	342	36.66		1	5	209	124	2						
203300 2033	848	161	18.99		0	4	62	94	1						
203300 - Absentee Reporting	848	61	7.19		0	0	24	36	1						
203300 - Early Vote Reporting	848	489	57.67		0	0	227	261	1						
203400 2034	479	70	14.61		0	1	17	52	0						
203400 - Absentee Reporting	479	60	12.53		0	0	7	53	0						
203400 - Early Vote Reporting	479	286	59.71		0	2	74	209	0						
203500 2035	797	145	18.19		0	1	51	93	0						
203500 - Absentee Reporting	797	108	13.55		0	0	40	67	0						
203500 - Early Vote Reporting	797	403	50.56		0	2	149	250	1						
203600 2036	905	163	18.01		1	2	76	84	0						
203600 - Absentee Reporting	905	100	11.05		0	1	54	44	1						
203600 - Early Vote Reporting	905	490	54.14		1	0	251	238	0						
203700 2037	295	46	15.59		1	0	18	26	1						
203700 - Absentee Reporting	295	51	17.29		0	0	17	33	1						
203700 - Early Vote Reporting	295	166	56.27		0	0	63	101	1						
203900 2039	622	133	21.38		0	8	81	43	1						
203900 - Absentee Reporting	622	51	8.20		0	1	30	20	0						
203900 - Early Vote Reporting	622	223	35.85		0	1	148	72	2						
204000 2040	473	76	16.07		0	2	38	35	1						
204000 - Absentee Reporting	473	49	10.36		0	1	23	25	0						
204000 - Early Vote Reporting	473	253	53.49		1	0	131	117	3						
204100 2041	718	193	26.88		0	7	68	115	3						
204100 - Absentee Reporting	718	53	7.38		0	2	24	27	0						
204100 - Early Vote Reporting	718	349	48.61		0	9	144	195	1						
204200 2042	1173	285	24.30		1	7	123	153	1						
204200 - Absentee Reporting	1173	58	4.94		0	1	28	27	2						
204200 - Early Vote Reporting	1173	580	49.45		1	5	301	271	2						
204300 2043	2	0	0.00		0	0	0	0	0						
204300 - Absentee Reporting	2	0	0.00		0	0	0	0	0						
204300 - Early Vote Reporting	2	1	50.00		*****										
204400 2044	13	5	38.46		*****										
204400 - Absentee Reporting	13	2	15.38		*****										
204400 - Early Vote Reporting	13	2	15.38		*****										

12-1057

***** Insufficient Turnout to Protect Voter Privacy *****
 ***** Insufficient Turnout to Protect Voter Privacy *****
 ***** Insufficient Turnout to Protect Voter Privacy *****
 ***** Insufficient Turnout to Protect Voter Privacy *****

WASHOE COUNTY Statement of Vote
GENERAL ELECTION

100002		NONPARTISAN PRESIDENT/VICE PRESIDENT OF THE US												
		Registration	Ballots Cast	Turnout (%)	Goode, Virgil	Johnson, Gary	Obama, Barack	Romney, Mitt	NONE OF THESE CANDIDATE					
204500	2045	0	0	0.00	0	0	0	0	0					
204500	- Absentee Reporting	0	0	0.00	0	0	0	0	0					
204500	- Early Vote Reporting	0	0	0.00	0	0	0	0	0					
204600	2046	3	3	100.00										
204600	- Absentee Reporting	3	0	0.00	0	0	0	0	0					
204600	- Early Vote Reporting	3	0	0.00	0	0	0	0	0					
204700	2047	1242	325	26.17	2	6	132	183	2					
204700	- Absentee Reporting	1242	68	5.48	0	0	34	33	0					
204700	- Early Vote Reporting	1242	663	53.38	0	4	322	336	1					
204800	2048	0	0	0.00	0	0	0	0	0					
204800	- Absentee Reporting	0	0	0.00	0	0	0	0	0					
204800	- Early Vote Reporting	0	0	0.00	0	0	0	0	0					
204900	2049	832	149	17.91	0	6	85	56	2					
204900	- Absentee Reporting	832	71	8.53	1	0	35	32	1					
204900	- Early Vote Reporting	832	356	42.79	1	2	229	122	0					
205000	2050	588	129	21.94	0	3	52	73	1					
205000	- Absentee Reporting	588	79	13.44	0	0	33	45	1					
205000	- Early Vote Reporting	588	309	52.55	1	4	158	146	0					
205100	2051	0	0	0.00	0	0	0	0	0					
205100	- Absentee Reporting	0	0	0.00	0	0	0	0	0					
205100	- Early Vote Reporting	0	0	0.00	0	0	0	0	0					
205300	2053	0	0	0.00	0	0	0	0	0					
205300	- Absentee Reporting	0	0	0.00	0	0	0	0	0					
205300	- Early Vote Reporting	0	0	0.00	0	0	0	0	0					
205400	2054	0	0	0.00	0	0	0	0	0					
205400	- Absentee Reporting	0	0	0.00	0	0	0	0	0					
205400	- Early Vote Reporting	0	0	0.00	0	0	0	0	0					
205500	2055	953	241	25.29	0	6	110	120	5					
205500	- Absentee Reporting	953	61	6.40	0	0	30	30	1					
205500	- Early Vote Reporting	953	519	54.46	1	3	210	304	0					
205700	2057	1	0	0.00	0	0	0	0	0					
205700	- Absentee Reporting	1	0	0.00	0	0	0	0	0					
205700	- Early Vote Reporting	1	0	0.00	0	0	0	0	0					
205800	2058	1446	405	28.01	1	6	151	246	1					
205800	- Absentee Reporting	1446	116	8.02	0	0	42	74	0					
205800	- Early Vote Reporting	1446	699	48.34	1	9	317	372	0					
205900	2059	225	46	20.44	0	0	18	27	1					
205900	- Absentee Reporting	225	25	11.11	0	0	12	13	0					
205900	- Early Vote Reporting	225	119	52.89	0	0	53	66	0					
206000	2060	0	0	0.00	0	0	0	0	0					
206000	- Absentee Reporting	0	0	0.00	0	0	0	0	0					
206000	- Early Vote Reporting	0	0	0.00	0	0	0	0	0					
206100	2061	0	0	0.00	0	0	0	0	0					
206100	- Absentee Reporting	0	0	0.00	0	0	0	0	0					
206100	- Early Vote Reporting	0	0	0.00	0	0	0	0	0					
206200	2062	0	0	0.00	0	0	0	0	0					
206200	- Absentee Reporting	0	0	0.00	0	0	0	0	0					
206200	- Early Vote Reporting	0	0	0.00	0	0	0	0	0					
206300	2063	4	0	0.00	0	0	0	0	0					
206300	- Absentee Reporting	4	1	25.00										
206300	- Early Vote Reporting	4	3	75.00										
206400	2064	0	0	0.00	0	0	0	0	0					
206400	- Absentee Reporting	0	0	0.00	0	0	0	0	0					
206400	- Early Vote Reporting	0	0	0.00	0	0	0	0	0					
206500	2065	4	3	75.00										
206500	- Absentee Reporting	4	0	0.00	0	0	0	0	0					
206500	- Early Vote Reporting	4	0	0.00	0	0	0	0	0					
206600	2066	0	0	0.00	0	0	0	0	0					
206600	- Absentee Reporting	0	0	0.00	0	0	0	0	0					
206600	- Early Vote Reporting	0	0	0.00	0	0	0	0	0					

***** Insufficient Turnout to Protect Voter Privacy *****

***** Insufficient Turnout to Protect Voter Privacy *****

***** Insufficient Turnout to Protect Voter Privacy *****

10-10-12

WASHOE COUNTY Statement of Vote
GENERAL ELECTION

100002		NONPARTISAN PRESIDENT/VICE PRESIDENT OF THE US													
	Registration	Ballots Cast	Turnout (%)		Goodie, Virgil	Johnson, Gary	Obama, Barack	Romney, Mitt	NONE OF THESE CANDIDATE						
206700	2067	0	0	0.00	0	0	0	0	0						
206700	- Absentee Reporting	0	0	0.00	0	0	0	0	0						
206700	- Early Vote Reporting	0	0	0.00	0	0	0	0	0						
206800	2068	6	3	50.00	*****					Insufficient Turnout to Protect Voter Privacy	*****				
206800	- Absentee Reporting	6	1	16.67	*****					Insufficient Turnout to Protect Voter Privacy	*****				
206800	- Early Vote Reporting	6	1	16.67	*****					Insufficient Turnout to Protect Voter Privacy	*****				
206900	2069	2	2	100.00	*****					Insufficient Turnout to Protect Voter Privacy	*****				
206900	- Absentee Reporting	2	0	0.00	0	0	0	0	0						
206900	- Early Vote Reporting	2	0	0.00	0	0	0	0	0						
207000	2070	0	0	0.00	0	0	0	0	0						
207000	- Absentee Reporting	0	0	0.00	0	0	0	0	0						
207000	- Early Vote Reporting	0	0	0.00	0	0	0	0	0						
207200	2072	3	0	0.00	0	0	0	0	0						
207200	- Absentee Reporting	3	0	0.00	0	0	0	0	0						
207200	- Early Vote Reporting	3	3	100.00	*****					Insufficient Turnout to Protect Voter Privacy	*****				
207300	2073	2	0	0.00	0	0	0	0	0						
207300	- Absentee Reporting	2	1	50.00	*****					Insufficient Turnout to Protect Voter Privacy	*****				
207300	- Early Vote Reporting	2	1	50.00	*****					Insufficient Turnout to Protect Voter Privacy	*****				
207400	2074	0	0	0.00	0	0	0	0	0						
207400	- Absentee Reporting	0	0	0.00	0	0	0	0	0						
207400	- Early Vote Reporting	0	0	0.00	0	0	0	0	0						
207500	2075	28	7	25.00	*****					Insufficient Turnout to Protect Voter Privacy	*****				
207500	- Absentee Reporting	28	0	0.00	0	0	0	0	0						
207500	- Early Vote Reporting	28	19	67.86	0	0	8	11	0						
207600	2076	2	0	0.00	0	0	0	0	0						
207600	- Absentee Reporting	2	2	100.00	*****					Insufficient Turnout to Protect Voter Privacy	*****				
207600	- Early Vote Reporting	2	0	0.00	0	0	0	0	0						
207700	2077	2	1	50.00	*****					Insufficient Turnout to Protect Voter Privacy	*****				
207700	- Absentee Reporting	2	0	0.00	0	0	0	0	0						
207700	- Early Vote Reporting	2	1	50.00	*****					Insufficient Turnout to Protect Voter Privacy	*****				
207800	2078	0	0	0.00	0	0	0	0	0						
207800	- Absentee Reporting	0	0	0.00	0	0	0	0	0						
207800	- Early Vote Reporting	0	0	0.00	0	0	0	0	0						
207900	2079	2	0	0.00	0	0	0	0	0						
207900	- Absentee Reporting	2	0	0.00	0	0	0	0	0						
207900	- Early Vote Reporting	2	2	100.00	*****					Insufficient Turnout to Protect Voter Privacy	*****				
208000	2080	962	212	22.04	0	5	109	97	1						
208000	- Absentee Reporting	962	90	9.36	0	0	45	45	0						
208000	- Early Vote Reporting	962	434	45.11	2	1	203	224	1						
300100	3001	546	88	16.12	0	2	58	28	0						
300100	- Absentee Reporting	546	55	10.07	0	2	36	14	0						
300100	- Early Vote Reporting	546	184	33.70	1	0	132	47	4						
300200	3002	12	1	8.33	*****					Insufficient Turnout to Protect Voter Privacy	*****				
300200	- Absentee Reporting	12	3	25.00	*****					Insufficient Turnout to Protect Voter Privacy	*****				
300200	- Early Vote Reporting	12	5	41.67	*****					Insufficient Turnout to Protect Voter Privacy	*****				
300300	3003	3	0	0.00	0	0	0	0	0						
300300	- Absentee Reporting	3	3	100.00	*****					Insufficient Turnout to Protect Voter Privacy	*****				
300300	- Early Vote Reporting	3	0	0.00	0	0	0	0	0						
300400	3004	608	182	29.93	1	9	112	59	1						
300400	- Absentee Reporting	608	50	8.22	0	1	29	19	0						
300400	- Early Vote Reporting	608	235	38.65	2	0	183	50	0						
300500	3005	85	15	17.65	0	0	10	4	1						
300500	- Absentee Reporting	85	7	8.24	*****					Insufficient Turnout to Protect Voter Privacy	*****				
300500	- Early Vote Reporting	85	23	27.06	0	0	20	3	0						
300600	3006	66	6	9.09	*****					Insufficient Turnout to Protect Voter Privacy	*****				
300600	- Absentee Reporting	66	12	18.18	0	0	5	7	0						
300600	- Early Vote Reporting	66	37	56.06	0	0	24	13	0						
300700	3007	1087	237	21.80	1	3	155	77	1						
300700	- Absentee Reporting	1087	67	6.16	0	0	40	24	0						
300700	- Early Vote Reporting	1087	477	43.88	0	3	367	97	6						

18-1057

WASHOE COUNTY Statement of Vote
GENERAL ELECTION

100002		NONPARTISAN PRESIDENT/VICE PRESIDENT OF THE US														
	Registration	Ballots Cast	Turnout (%)		Goode, Virgil	Johnson, Cary	Obama, Barack	Romney, Mitt	NONE OF THESE CANDIDATE							
300800 3008	584	95	16.27		0	2	75	16	2							
300800 - Absentee Reporting	584	46	7.88		0	0	35	11	0							
300800 - Early Vote Reporting	584	197	33.73		0	2	145	48	2							
300900 3009	1308	267	20.41		0	13	171	77	6							
300900 - Absentee Reporting	1308	96	7.34		1	1	67	25	0							
300900 - Early Vote Reporting	1308	459	35.09		1	6	343	108	1							
301000 3010	1181	232	19.64		3	4	146	73	4							
301000 - Absentee Reporting	1181	90	7.62		1	0	53	30	2							
301000 - Early Vote Reporting	1181	466	39.46		2	6	352	104	2							
301100 3011	369	67	18.16		0	0	45	21	1							
301100 - Absentee Reporting	369	26	7.05		0	0	22	2	0							
301100 - Early Vote Reporting	369	116	31.44		1	1	93	18	3							
301200 3012	1026	209	20.37		0	8	148	51	1							
301200 - Absentee Reporting	1026	61	5.95		0	2	45	10	3							
301200 - Early Vote Reporting	1026	384	37.43		0	4	297	78	2							
301300 3013	7	0	0.00		0	0	0	0	0							
301300 - Absentee Reporting	7	3	42.86		*****											
301300 - Early Vote Reporting	7	2	28.57		*****											
301400 3014	83	18	21.69		0	0	11	7	0							
301400 - Absentee Reporting	83	8	9.64		*****											
301400 - Early Vote Reporting	83	35	42.17		1	1	25	8	0							
301500 3015	53	6	11.32		*****											
301500 - Absentee Reporting	53	0	0.00		0	0	0	0	0							
301500 - Early Vote Reporting	53	8	15.09		*****											
301600 3016	1155	307	26.58		2	6	214	82	3							
301600 - Absentee Reporting	1155	74	6.41		0	0	45	27	1							
301600 - Early Vote Reporting	1155	460	39.83		2	5	340	110	3							
301700 3017	1005	221	21.99		1	3	162	54	1							
301700 - Absentee Reporting	1005	92	9.15		1	1	66	20	0							
301700 - Early Vote Reporting	1005	402	40.00		2	2	318	78	1							
301800 3018	1000	211	21.10		1	4	154	50	2							
301800 - Absentee Reporting	1000	47	4.70		0	1	30	13	3							
301800 - Early Vote Reporting	1000	415	41.50		2	2	350	58	0							
301900 3019	713	111	15.57		0	1	74	36	0							
301900 - Absentee Reporting	713	40	5.61		0	0	26	13	0							
301900 - Early Vote Reporting	713	313	43.90		1	2	234	75	1							
302000 3020	582	106	18.21		2	6	64	33	1							
302000 - Absentee Reporting	582	28	4.81		0	1	18	8	1							
302000 - Early Vote Reporting	582	240	41.24		1	2	183	53	0							
302100 3021	14	3	21.43		*****											
302100 - Absentee Reporting	14	2	14.29		*****											
302100 - Early Vote Reporting	14	7	50.00		*****											
302200 3022	979	222	22.68		2	13	135	71	1							
302200 - Absentee Reporting	979	56	5.72		0	0	34	22	0							
302200 - Early Vote Reporting	979	486	49.64		2	2	293	186	3							
302300 3023	441	130	29.48		2	2	98	27	1							
302300 - Absentee Reporting	441	26	5.90		0	0	14	12	0							
302300 - Early Vote Reporting	441	141	31.97		0	1	99	40	1							
302400 3024	1105	172	15.57		0	5	90	75	2							
302400 - Absentee Reporting	1105	64	5.79		0	0	39	24	1							
302400 - Early Vote Reporting	1105	636	57.56		0	7	378	247	4							
302500 3025	5	0	0.00		0	0	0	0	0							
302500 - Absentee Reporting	5	0	0.00		0	0	0	0	0							
302500 - Early Vote Reporting	5	5	100.00		*****											
302600 3026	1303	205	15.73		2	6	99	95	3							
302600 - Absentee Reporting	1303	134	10.28		0	0	79	54	1							
302600 - Early Vote Reporting	1303	661	50.73		4	8	372	271	5							
302700 3027	12	3	25.00		*****											
302700 - Absentee Reporting	12	2	16.67		*****											
302700 - Early Vote Reporting	12	5	41.67		*****											

18-1057

WASHOE COUNTY Statement of Vote
GENERAL ELECTION

100002			NONPARTISAN PRESIDENT/VICE PRESIDENT OF THE US												
	Registration	Ballots Cast	Turnout (%)	Coote, Virgil	Johnson, Gary	Obama, Barack	Romney, Mitt	NONE OF THESE CANDIDATE							
302800 3028	298	82	27.52	1	2	62	17	0							
302800 - Absentee Reporting	298	8	2.68	***** Insufficient Turnout to Protect Voter Privacy *****											
302800 - Early Vote Reporting	298	119	39.93	0	0	99	19	1							
302900 3029	339	38	11.21	0	1	16	21	0							
302900 - Absentee Reporting	339	25	7.37	0	0	11	14	0							
302900 - Early Vote Reporting	339	204	60.18	0	2	107	94	1							
303000 3030	577	116	20.10	0	2	62	51	1							
303000 - Absentee Reporting	577	47	8.15	0	0	23	23	1							
303000 - Early Vote Reporting	577	294	50.95	1	1	150	137	4							
303100 3031	583	89	15.27	0	0	42	45	2							
303100 - Absentee Reporting	583	14	2.40	0	0	10	4	0							
303100 - Early Vote Reporting	583	262	44.94	1	4	172	84	1							
303200 3032	706	103	14.59	0	1	40	61	1							
303200 - Absentee Reporting	706	61	8.64	0	0	32	28	0							
303200 - Early Vote Reporting	706	427	60.48	0	8	203	213	2							
303300 3033	188	33	17.55	0	3	18	12	0							
303300 - Absentee Reporting	188	8	4.26	***** Insufficient Turnout to Protect Voter Privacy *****											
303300 - Early Vote Reporting	188	73	38.83	0	0	46	27	0							
303400 3034	0	0	0.00	0	0	0	0	0							
303400 - Absentee Reporting	0	0	0.00	0	0	0	0	0							
303400 - Early Vote Reporting	0	1	0.00	***** Insufficient Turnout to Protect Voter Privacy *****											
303500 3035	0	0	0.00	0	0	0	0	0							
303500 - Absentee Reporting	0	0	0.00	0	0	0	0	0							
303500 - Early Vote Reporting	0	0	0.00	0	0	0	0	0							
303600 3036	246	58	23.58	1	0	45	12	0							
303600 - Absentee Reporting	246	13	5.28	1	0	8	4	0							
303600 - Early Vote Reporting	246	84	34.15	0	2	68	11	2							
303800 3038	472	163	34.53	1	6	53	99	4							
303800 - Absentee Reporting	472	21	4.45	0	0	7	14	0							
303800 - Early Vote Reporting	472	212	44.92	0	1	118	93	0							
303900 3039	2	0	0.00	0	0	0	0	0							
303900 - Absentee Reporting	2	0	0.00	0	0	0	0	0							
303900 - Early Vote Reporting	2	2	100.00	***** Insufficient Turnout to Protect Voter Privacy *****											
304000 3040	482	88	18.26	0	3	72	13	0							
304000 - Absentee Reporting	482	27	5.60	0	0	26	1	0							
304000 - Early Vote Reporting	482	183	37.97	0	2	148	31	1							
400000 4000	788	162	20.56	0	1	112	48	1							
400000 - Absentee Reporting	788	37	4.70	0	1	21	14	0							
400000 - Early Vote Reporting	788	284	36.04	0	6	221	56	1							
400300 4003	834	195	23.38	2	3	109	79	2							
400300 - Absentee Reporting	834	78	9.35	0	0	44	34	0							
400300 - Early Vote Reporting	834	353	42.33	0	4	239	106	3							
400500 4005	536	112	20.90	0	3	63	44	2							
400500 - Absentee Reporting	536	41	7.65	0	1	24	15	0							
400500 - Early Vote Reporting	536	177	33.02	0	2	112	60	3							
400700 4007	16	4	25.00	***** Insufficient Turnout to Protect Voter Privacy *****											
400700 - Absentee Reporting	16	1	6.25	***** Insufficient Turnout to Protect Voter Privacy *****											
400700 - Early Vote Reporting	16	3	18.75	***** Insufficient Turnout to Protect Voter Privacy *****											
400800 4008	0	0	0.00	0	0	0	0	0							
400800 - Absentee Reporting	0	0	0.00	0	0	0	0	0							
400800 - Early Vote Reporting	0	0	0.00	0	0	0	0	0							
400900 4009	459	127	27.67	0	4	67	55	1							
400900 - Absentee Reporting	459	51	11.11	0	0	24	24	1							
400900 - Early Vote Reporting	459	163	35.51	0	0	100	62	0							
401200 4012	814	211	25.92	1	6	127	77	0							
401200 - Absentee Reporting	814	43	5.28	0	1	13	28	0							
401200 - Early Vote Reporting	814	286	35.14	0	10	192	82	2							
401400 4014	1055	201	19.05	1	4	108	86	2							
401400 - Absentee Reporting	1055	77	7.30	0	1	40	34	0							
401400 - Early Vote Reporting	1055	493	46.73	2	13	294	183	1							

12-10-12

WASHOE COUNTY Statement of Vote
GENERAL ELECTION

100002	NONPARTISAN PRESIDENT/VICE PRESIDENT OF THE US													
	Registration	Ballots Cast	Turnout (%)	Coode, Virgil	Johnson, Cary	Obama, Barack	Romney, Mitt	NONE OF THESE CANDIDATE						
401500 4015	0	0	0.00	0	0	0	0	0						
401500 - Absentee Reporting	0	0	0.00	0	0	0	0	0						
401500 - Early Vote Reporting	0	0	0.00	0	0	0	0	0						
401600 4016	1209	291	24.07	1	11	140	137	2						
401600 - Absentee Reporting	1209	74	6.12	2	0	48	23	1						
401600 - Early Vote Reporting	1209	461	38.13	1	9	282	168	1						
401700 4017	1019	286	28.07	1	7	166	108	4						
401700 - Absentee Reporting	1019	47	4.61	0	1	28	18	0						
401700 - Early Vote Reporting	1019	355	34.84	0	6	244	101	4						
401800 4018	0	0	0.00	0	0	0	0	0						
401800 - Absentee Reporting	0	0	0.00	0	0	0	0	0						
401800 - Early Vote Reporting	0	0	0.00	0	0	0	0	0						
401900 4019	874	237	27.12	2	8	143	83	1						
401900 - Absentee Reporting	874	44	5.03	0	1	25	18	0						
401900 - Early Vote Reporting	874	283	32.38	0	6	178	98	1						
402000 4020	333	91	27.33	0	3	62	26	0						
402000 - Absentee Reporting	333	17	5.11	0	1	9	7	0						
402000 - Early Vote Reporting	333	116	34.83	0	1	79	35	1						
402100 4021	202	55	27.23	0	0	21	34	0						
402100 - Absentee Reporting	202	18	8.91	0	0	6	11	1						
402100 - Early Vote Reporting	202	90	44.55	0	0	41	49	0						
402200 4022	90	10	11.11	0	1	8	1	0						
402200 - Absentee Reporting	90	12	13.33	0	0	12	0	0						
402200 - Early Vote Reporting	90	51	56.67	0	1	36	14	0						
402300 4023	605	116	19.17	1	1	60	53	1						
402300 - Absentee Reporting	605	56	9.26	0	1	29	24	0						
402300 - Early Vote Reporting	605	271	44.79	2	2	164	99	3						
402400 4024	479	127	26.51	2	3	66	56	0						
402400 - Absentee Reporting	479	26	5.43	0	0	16	10	0						
402400 - Early Vote Reporting	479	177	36.95	1	2	97	77	0						
402500 4025	732	181	24.73	0	2	90	88	1						
402500 - Absentee Reporting	732	67	9.15	0	0	26	41	0						
402500 - Early Vote Reporting	732	280	38.25	0	4	142	130	2						
402600 4026	4	0	0.00	0	0	0	0	0						
402600 - Absentee Reporting	4	4	100.00											
402600 - Early Vote Reporting	4	1	25.00											
402800 4028	0	0	0.00	0	0	0	0	0						
402800 - Absentee Reporting	0	0	0.00	0	0	0	0	0						
402800 - Early Vote Reporting	0	0	0.00	0	0	0	0	0						
402900 4029	0	0	0.00	0	0	0	0	0						
402900 - Absentee Reporting	0	0	0.00	0	0	0	0	0						
402900 - Early Vote Reporting	0	0	0.00	0	0	0	0	0						
403200 4032	1155	326	28.23	2	8	150	164	2						
403200 - Absentee Reporting	1155	96	8.31	0	2	43	50	1						
403200 - Early Vote Reporting	1155	505	43.72	2	2	261	237	3						
403300 4033	1101	260	23.61	0	5	127	127	1						
403300 - Absentee Reporting	1101	96	8.72	0	0	50	46	0						
403300 - Early Vote Reporting	1101	544	49.41	1	2	300	238	2						
403500 4035	1381	375	27.15	0	5	190	177	2						
403500 - Absentee Reporting	1381	79	5.72	0	1	36	37	4						
403500 - Early Vote Reporting	1381	559	40.48	0	6	282	263	5						
403600 4036	705	172	24.40	0	2	92	76	1						
403600 - Absentee Reporting	705	40	5.67	0	0	18	22	0						
403600 - Early Vote Reporting	705	308	43.69	0	6	167	134	1						
403700 4037	1006	269	26.74	0	2	131	133	3						
403700 - Absentee Reporting	1006	68	6.76	0	0	41	25	1						
403700 - Early Vote Reporting	1006	418	41.55	1	6	207	203	1						
403800 4038	553	150	27.12	1	4	90	55	0						
403800 - Absentee Reporting	553	61	11.03	0	1	37	23	0						
403800 - Early Vote Reporting	553	217	39.24	3	1	128	83	1						

***** Insufficient Turnout to Protect Voter Privacy *****
 ***** Insufficient Turnout to Protect Voter Privacy *****

12-10-37

WASHOE COUNTY Statement of Vote
GENERAL ELECTION

November 6, 2012

100002		NONPARTISAN PRESIDENT/VICE PRESIDENT OF THE US														
		Registration	Ballots Cast	Turnout (%)		Coode, Virgil	Johnson, Gary	Obama, Barack	Romney, Mitt	NONE OF THESE CANDIDATE						
403900	4039	1231	337	27.38		1	4	173	157	2						
403900	- Absentee Reporting	1231	83	6.74		0	2	55	25	0						
403900	- Early Vote Reporting	1231	509	41.35		2	6	310	188	3						
404000	4040	1	0	0.00		0	0	0	0	0						
404000	- Absentee Reporting	1	0	0.00		0	0	0	0	0						
404000	- Early Vote Reporting	1	0	0.00		0	0	0	0	0						
404100	4041	1284	382	29.75		5	9	207	157	4						
404100	- Absentee Reporting	1284	64	4.98		0	0	39	24	0						
404100	- Early Vote Reporting	1284	455	35.44		1	2	278	173	1						
404200	4042	0	0	0.00		0	0	0	0	0						
404200	- Absentee Reporting	0	0	0.00		0	0	0	0	0						
404200	- Early Vote Reporting	0	0	0.00		0	0	0	0	0						
404300	4043	41	11	26.83		0	0	0	11	0						
404300	- Absentee Reporting	41	2	4.88		***** Insufficient Turnout to Protect Voter Privacy *****										
404300	- Early Vote Reporting	41	22	53.66		0	1	3	18	0						
404500	4045	729	179	24.55		2	6	96	72	3						
404500	- Absentee Reporting	729	22	3.02		0	1	5	16	0						
404500	- Early Vote Reporting	729	243	33.33		1	3	135	103	1						
404600	4046	77	13	16.88		0	0	10	3	0						
404600	- Absentee Reporting	77	3	3.90		***** Insufficient Turnout to Protect Voter Privacy *****										
404600	- Early Vote Reporting	77	25	32.47		0	0	17	8	0						
404700	4047	63	24	38.10		0	0	15	9	0						
404700	- Absentee Reporting	63	5	7.94		***** Insufficient Turnout to Protect Voter Privacy *****										
404700	- Early Vote Reporting	63	25	39.68		0	0	9	16	0						
405000	4050	0	0	0.00		0	0	0	0	0						
405000	- Absentee Reporting	0	0	0.00		0	0	0	0	0						
405000	- Early Vote Reporting	0	0	0.00		0	0	0	0	0						
405100	4051	0	0	0.00		0	0	0	0	0						
405100	- Absentee Reporting	0	0	0.00		0	0	0	0	0						
405100	- Early Vote Reporting	0	0	0.00		0	0	0	0	0						
405200	4052	0	0	0.00		0	0	0	0	0						
405200	- Absentee Reporting	0	0	0.00		0	0	0	0	0						
405200	- Early Vote Reporting	0	0	0.00		0	0	0	0	0						
405300	4053	1373	309	22.51		0	12	218	78	1						
405300	- Absentee Reporting	1373	46	3.35		1	0	32	13	0						
405300	- Early Vote Reporting	1373	473	34.45		1	7	371	88	3						
500000	5000	720	200	27.78		1	4	121	74	0						
500000	- Absentee Reporting	720	53	7.36		0	0	31	20	1						
500000	- Early Vote Reporting	720	306	42.50		1	2	205	97	1						
500300	5003	54	15	27.78		0	0	8	6	1						
500300	- Absentee Reporting	54	6	11.11		***** Insufficient Turnout to Protect Voter Privacy *****										
500300	- Early Vote Reporting	54	19	35.19		0	1	12	6	0						
500500	5005	1335	155	11.61		1	3	96	53	1						
500500	- Absentee Reporting	1335	94	7.04		0	5	64	22	0						
500500	- Early Vote Reporting	1335	288	21.57		1	3	208	75	0						
500600	5006	1197	351	29.32		2	7	196	140	5						
500600	- Absentee Reporting	1197	82	6.85		0	0	43	38	1						
500600	- Early Vote Reporting	1197	559	46.70		0	6	366	183	4						
500700	5007	75	15	20.00		0	1	7	7	0						
500700	- Absentee Reporting	75	11	14.67		0	0	8	3	0						
500700	- Early Vote Reporting	75	36	48.00		0	1	28	7	0						
500800	5008	681	164	24.08		0	6	94	61	3						
500800	- Absentee Reporting	681	51	7.49		0	0	37	12	0						
500800	- Early Vote Reporting	681	256	37.59		0	4	176	75	0						
500900	5009	705	184	26.10		0	7	112	61	4						
500900	- Absentee Reporting	705	33	4.68		1	0	22	9	0						
500900	- Early Vote Reporting	705	284	40.28		1	4	195	81	3						
501000	5010	1237	345	27.89		1	20	213	111	0						
501000	- Absentee Reporting	1237	47	3.80		0	0	26	20	1						
501000	- Early Vote Reporting	1237	435	35.17		2	14	325	92	2						

10-1057

WASHOE COUNTY Statement of Vote
GENERAL ELECTION

100002		NONPARTISAN PRESIDENT/VICE PRESIDENT OF THE US													
	Registration	Ballots Cast	Turnout (%)		Coode, Virgil	Johnson, Gary	Obama, Barack	Romney, Mitt	NONE OF THESE CANDIDATE						
501100 5011	870	191	21.95		0	6	92	93	0						
501100 - Absentee Reporting	870	70	8.05		0	1	39	29	0						
501100 - Early Vote Reporting	870	461	52.99		3	6	274	177	1						
501200 5012	470	106	22.55		0	0	59	47	0						
501200 - Absentee Reporting	470	35	7.45		0	0	21	14	0						
501200 - Early Vote Reporting	470	222	47.23		1	4	137	79	1						
501400 5014	774	139	17.96		0	1	83	54	1						
501400 - Absentee Reporting	774	58	7.49		0	1	23	31	2						
501400 - Early Vote Reporting	774	448	57.88		1	3	233	210	1						
501500 5015	0	0	0.00		0	0	0	0	0						
501500 - Absentee Reporting	0	0	0.00		0	0	0	0	0						
501500 - Early Vote Reporting	0	0	0.00		0	0	0	0	0						
501600 5016	1150	282	24.52		1	6	149	119	6						
501600 - Absentee Reporting	1150	113	9.83		0	0	50	61	1						
501600 - Early Vote Reporting	1150	480	41.74		0	4	284	191	1						
501800 5018	1015	244	24.04		2	7	128	106	1						
501800 - Absentee Reporting	1015	81	7.98		1	3	45	31	0						
501800 - Early Vote Reporting	1015	473	46.60		1	2	311	156	2						
502000 5020	306	48	15.69		1	2	28	17	0						
502000 - Absentee Reporting	306	36	11.76		1	0	17	18	0						
502000 - Early Vote Reporting	306	85	27.78		1	4	50	30	0						
502200 5022	958	273	28.50		0	11	148	110	4						
502200 - Absentee Reporting	958	62	6.47		1	0	35	26	0						
502200 - Early Vote Reporting	958	429	44.78		2	5	281	138	2						
502300 5023	0	0	0.00		0	0	0	0	0						
502300 - Absentee Reporting	0	0	0.00		0	0	0	0	0						
502300 - Early Vote Reporting	0	0	0.00		0	0	0	0	0						
502400 5024	1198	366	30.55		0	17	184	162	3						
502400 - Absentee Reporting	1198	91	7.60		0	1	56	33	0						
502400 - Early Vote Reporting	1198	452	37.73		4	6	287	151	3						
502600 5026	1117	252	22.56		2	6	153	91	0						
502600 - Absentee Reporting	1117	129	11.55		0	2	73	53	0						
502600 - Early Vote Reporting	1117	463	41.45		1	3	288	165	3						
502700 5027	1632	347	21.26		2	15	203	124	3						
502700 - Absentee Reporting	1632	35	2.14		0	2	24	8	0						
502700 - Early Vote Reporting	1632	626	38.36		1	18	478	126	2						
503000 5030	1260	290	23.02		2	3	111	171	3						
503000 - Absentee Reporting	1260	82	6.51		1	0	37	44	0						
503000 - Early Vote Reporting	1260	644	51.11		1	6	343	293	0						
503100 5031	12	2	16.67		*****										
503100 - Absentee Reporting	12	0	0.00		0	0	0	0	0						
503100 - Early Vote Reporting	12	9	75.00		*****										
503200 5032	445	93	20.90		0	3	36	53	1						
503200 - Absentee Reporting	445	27	6.07		2	0	10	15	0						
503200 - Early Vote Reporting	445	236	53.03		0	0	107	127	2						
503300 5033	816	219	26.84		1	3	130	84	1						
503300 - Absentee Reporting	816	60	7.35		0	2	35	22	1						
503300 - Early Vote Reporting	816	368	45.10		0	7	226	133	1						
503400 5034	866	186	21.48		0	2	99	83	2						
503400 - Absentee Reporting	866	74	8.55		0	1	30	43	0						
503400 - Early Vote Reporting	866	423	48.85		1	5	226	188	2						
503500 5035	1272	259	20.36		1	10	128	117	3						
503500 - Absentee Reporting	1272	100	7.86		1	1	54	40	2						
503500 - Early Vote Reporting	1272	606	47.64		1	6	377	216	5						
503600 5036	1287	270	20.98		1	4	144	116	5						
503600 - Absentee Reporting	1287	90	6.99		0	0	46	43	0						
503600 - Early Vote Reporting	1287	679	52.76		3	5	355	314	1						
503900 5039	45	15	33.33		0	0	7	8	0						
503900 - Absentee Reporting	45	5	11.11		*****										
503900 - Early Vote Reporting	45	15	33.33		0	0	10	5	0						

12-10-12

***** Insufficient Turnout to Protect Voter Privacy *****

***** Insufficient Turnout to Protect Voter Privacy *****

***** Insufficient Turnout to Protect Voter Privacy *****

WASHOE COUNTY Statement of Vote
GENERAL ELECTION

November 6,2012

100002		NONPARTISAN PRESIDENT/VICE PRESIDENT OF THE US													
	Registration	Ballots Cast	Turnout (%)	Goode, Virgil	Johnson, Gary	Obama, Barack	Romney, Mitt	NONE OF THESE CANDIDATE							
504000 5040	673	133	19.76	2	2	46	81	2							
504000 - Absentee Reporting	673	50	7.43	0	0	24	26	0							
504000 - Early Vote Reporting	673	387	57.50	0	3	185	196	2							
504100 5041	643	147	22.86	0	3	80	62	1							
504100 - Absentee Reporting	643	57	8.86	0	0	23	34	0							
504100 - Early Vote Reporting	643	333	51.79	1	3	169	159	1							
504500 5045	1356	297	21.90	0	3	115	179	0							
504500 - Absentee Reporting	1356	137	10.10	0	2	45	90	0							
504500 - Early Vote Reporting	1356	755	55.68	0	2	289	463	1							
504600 5046	1423	244	17.15	0	3	82	157	2							
504600 - Absentee Reporting	1423	249	17.50	0	0	120	124	3							
504600 - Early Vote Reporting	1423	829	58.26	1	5	326	494	1							
504700 5047	0	0	0.00	0	0	0	0	0							
504700 - Absentee Reporting	0	0	0.00	0	0	0	0	0							
504700 - Early Vote Reporting	0	0	0.00	0	0	0	0	0							
504800 5048	6	0	0.00	0	0	0	0	0							
504800 - Absentee Reporting	6	2	33.33	*****				Insufficient Turnout to Protect Voter Privacy				*****			
504800 - Early Vote Reporting	6	0	0.00	0	0	0	0	0							
504900 5049	0	0	0.00	0	0	0	0	0							
504900 - Absentee Reporting	0	0	0.00	0	0	0	0	0							
504900 - Early Vote Reporting	0	0	0.00	0	0	0	0	0							
505000 5050	0	0	0.00	0	0	0	0	0							
505000 - Absentee Reporting	0	0	0.00	0	0	0	0	0							
505000 - Early Vote Reporting	0	0	0.00	0	0	0	0	0							
505100 5051	0	0	0.00	0	0	0	0	0							
505100 - Absentee Reporting	0	0	0.00	0	0	0	0	0							
505100 - Early Vote Reporting	0	0	0.00	0	0	0	0	0							
505200 5052	0	0	0.00	0	0	0	0	0							
505200 - Absentee Reporting	0	0	0.00	0	0	0	0	0							
505200 - Early Vote Reporting	0	0	0.00	0	0	0	0	0							
505300 5053	20	2	10.00	*****				Insufficient Turnout to Protect Voter Privacy				*****			
505300 - Absentee Reporting	20	2	10.00	*****				Insufficient Turnout to Protect Voter Privacy				*****			
505300 - Early Vote Reporting	20	6	30.00	*****				Insufficient Turnout to Protect Voter Privacy				*****			
505400 5054	4	0	0.00	0	0	0	0	0							
505400 - Absentee Reporting	4	3	75.00	*****				Insufficient Turnout to Protect Voter Privacy				*****			
505400 - Early Vote Reporting	4	1	25.00	*****				Insufficient Turnout to Protect Voter Privacy				*****			
505600 5056	932	169	18.13	1	6	102	58	2							
505600 - Absentee Reporting	932	112	12.02	0	6	54	50	2							
505600 - Early Vote Reporting	932	357	38.30	0	7	224	122	4							
505800 5058	0	0	0.00	0	0	0	0	0							
505800 - Absentee Reporting	0	0	0.00	0	0	0	0	0							
505800 - Early Vote Reporting	0	0	0.00	0	0	0	0	0							
506100 5061	0	0	0.00	0	0	0	0	0							
506100 - Absentee Reporting	0	0	0.00	0	0	0	0	0							
506100 - Early Vote Reporting	0	1	0.00	*****				Insufficient Turnout to Protect Voter Privacy				*****			
506200 5062	1262	285	22.58	1	5	146	131	2							
506200 - Absentee Reporting	1262	114	9.03	1	2	46	63	1							
506200 - Early Vote Reporting	1262	609	48.26	0	7	334	268	0							
506300 5063	298	44	14.77	1	1	26	16	0							
506300 - Absentee Reporting	298	10	3.36	0	0	8	2	0							
506300 - Early Vote Reporting	298	95	31.88	0	0	74	20	1							
506400 5064	618	129	20.87	1	5	84	37	1							
506400 - Absentee Reporting	618	17	2.75	0	1	9	6	1							
506400 - Early Vote Reporting	618	199	32.20	1	3	156	37	2							
610000 6100	686	152	22.16	2	0	112	38	0							
610000 - Absentee Reporting	686	59	8.60	0	1	36	22	0							
610000 - Early Vote Reporting	686	269	39.21	2	3	209	53	2							
610100 6101	214	44	20.56	0	1	27	15	1							
610100 - Absentee Reporting	214	17	7.94	0	0	16	0	0							
610100 - Early Vote Reporting	214	62	28.97	0	0	52	10	0							

12-10-12

WASHOE COUNTY Statement of Vote
GENERAL ELECTION

100002		NONPARTISAN PRESIDENT/VICE PRESIDENT OF THE US												
	Registration	Ballots Cast	Turnout (%)	Goode, Virgil	Johnson, Gary	Obama, Barack	Romney, Mitt	NONE OF THESE CANDIDATE						
610200 6102	200	64	32.00	0	0	47	16	1						
610200 - Absentee Reporting	200	9	4.50	***** Insufficient Turnout to Protect Voter Privacy *****										
610200 - Early Vote Reporting	200	46	23.00	0	0	36	10	0						
610400 6104	0	0	0.00	0	0	0	0	0						
610400 - Absentee Reporting	0	0	0.00	0	0	0	0	0						
610400 - Early Vote Reporting	0	0	0.00	0	0	0	0	0						
610500 6105	334	100	29.94	0	1	52	46	1						
610500 - Absentee Reporting	334	17	5.09	0	0	12	4	1						
610500 - Early Vote Reporting	334	127	38.02	0	0	100	27	0						
610600 6106	524	128	24.43	1	2	71	53	1						
610600 - Absentee Reporting	524	32	6.11	1	0	19	12	0						
610600 - Early Vote Reporting	524	242	46.18	1	3	157	78	2						
610700 6107	161	28	17.39	0	1	18	9	0						
610700 - Absentee Reporting	161	14	8.70	0	0	3	11	0						
610700 - Early Vote Reporting	161	48	29.81	0	1	22	25	0						
610800 6108	1052	251	23.86	1	6	166	76	2						
610800 - Absentee Reporting	1052	55	5.23	2	0	30	18	4						
610800 - Early Vote Reporting	1052	400	38.02	1	6	280	108	5						
610900 6109	619	171	27.63	0	4	101	65	1						
610900 - Absentee Reporting	619	42	6.79	0	0	26	16	0						
610900 - Early Vote Reporting	619	267	43.13	0	4	184	78	1						
611000 6110	780	173	22.18	0	4	95	71	3						
611000 - Absentee Reporting	780	73	9.36	0	0	49	21	1						
611000 - Early Vote Reporting	780	326	41.79	2	4	214	105	1						
611100 6111	791	197	24.91	0	3	121	70	3						
611100 - Absentee Reporting	791	51	6.45	0	0	27	21	0						
611100 - Early Vote Reporting	791	287	36.28	0	5	198	82	1						
611300 6113	563	129	22.91	0	5	77	44	2						
611300 - Absentee Reporting	563	19	3.37	0	1	12	6	0						
611300 - Early Vote Reporting	563	251	44.58	1	0	187	61	0						
611400 6114	1099	225	20.47	1	1	142	79	2						
611400 - Absentee Reporting	1099	65	5.91	1	4	34	22	3						
611400 - Early Vote Reporting	1099	458	41.67	0	8	328	118	3						
611500 6115	33	4	12.12	***** Insufficient Turnout to Protect Voter Privacy *****										
611500 - Absentee Reporting	33	9	27.27	***** Insufficient Turnout to Protect Voter Privacy *****										
611500 - Early Vote Reporting	33	11	33.33	0	0	9	2	0						
620200 6202	1265	301	23.79	2	7	191	97	3						
620200 - Absentee Reporting	1265	94	7.43	0	0	49	44	1						
620200 - Early Vote Reporting	1265	561	44.35	1	6	365	188	1						
620300 6203	431	105	24.36	0	0	80	25	0						
620300 - Absentee Reporting	431	22	5.10	0	0	19	2	0						
620300 - Early Vote Reporting	431	177	41.07	2	5	144	24	1						
620500 6205	994	231	23.24	1	1	168	60	1						
620500 - Absentee Reporting	994	69	6.94	0	0	38	28	2						
620500 - Early Vote Reporting	994	427	42.96	1	2	338	84	1						
620600 6206	191	58	30.37	1	0	44	13	0						
620600 - Absentee Reporting	191	10	5.24	0	0	9	1	0						
620600 - Early Vote Reporting	191	44	23.04	0	0	39	5	0						
620700 6207	0	0	0.00	0	0	0	0	0						
620700 - Absentee Reporting	0	0	0.00	0	0	0	0	0						
620700 - Early Vote Reporting	0	0	0.00	0	0	0	0	0						
620800 6208	603	178	29.52	0	7	88	81	2						
620800 - Absentee Reporting	603	47	7.79	0	0	34	12	0						
620800 - Early Vote Reporting	603	247	40.96	0	1	173	72	0						
620900 6209	422	116	27.49	2	0	77	34	3						
620900 - Absentee Reporting	422	28	6.64	0	0	14	11	0						
620900 - Early Vote Reporting	422	186	44.08	1	1	133	49	2						
621000 6210	813	201	24.72	1	7	108	85	0						
621000 - Absentee Reporting	813	76	9.35	0	0	45	31	0						
621000 - Early Vote Reporting	813	342	42.07	3	1	237	101	0						

10-11-12

WASHOE COUNTY Statement of Vote
GENERAL ELECTION

100002		NONPARTISAN PRESIDENT/VICE PRESIDENT OF THE US															
	Registration	Ballots Cast	Turnout (%)		Coode, Virgil	Johnson, Gary	Obama, Barack	Romney, Mitt	NONE OF THESE CANDIDATE								
621100 6211	1116	302	27.06		0	6	168	126	2								
621100 - Absentee Reporting	1116	62	5.56		0	1	35	26	0								
621100 - Early Vote Reporting	1116	527	47.22		0	5	336	183	2								
621200 6212	350	86	24.57		0	5	33	47	1								
621200 - Absentee Reporting	350	30	8.57		0	0	16	13	1								
621200 - Early Vote Reporting	350	162	46.29		1	3	78	80	0								
621300 6213	684	188	27.49		2	5	100	77	2								
621300 - Absentee Reporting	684	48	7.02		0	0	27	19	2								
621300 - Early Vote Reporting	684	277	40.50		0	6	171	99	0								
621400 6214	687	185	26.93		3	6	87	88	1								
621400 - Absentee Reporting	687	52	7.57		1	0	23	27	0								
621400 - Early Vote Reporting	687	327	47.60		2	3	167	153	2								
621600 6216	723	178	24.62		0	5	90	81	2								
621600 - Absentee Reporting	723	49	6.78		0	0	26	23	0								
621600 - Early Vote Reporting	723	339	46.89		0	3	201	134	1								
621700 6217	0	0	0.00		0	0	0	0	0								
621700 - Absentee Reporting	0	0	0.00		0	0	0	0	0								
621700 - Early Vote Reporting	0	0	0.00		0	0	0	0	0								
621800 6218	0	0	0.00		0	0	0	0	0								
621800 - Absentee Reporting	0	0	0.00		0	0	0	0	0								
621800 - Early Vote Reporting	0	0	0.00		0	0	0	0	0								
630000 6300	862	237	27.49		1	4	112	117	2								
630000 - Absentee Reporting	862	56	6.50		0	0	34	21	0								
630000 - Early Vote Reporting	862	410	47.56		0	1	215	193	1								
630100 6301	135	49	36.30		0	0	16	32	0								
630100 - Absentee Reporting	135	13	9.63		0	0	5	7	1								
630100 - Early Vote Reporting	135	59	43.70		0	0	26	33	0								
630200 6302	866	205	23.67		0	3	117	83	2								
630200 - Absentee Reporting	866	45	5.20		0	2	30	12	1								
630200 - Early Vote Reporting	866	351	40.53		0	4	235	111	1								
630300 6303	55	2	3.64		*****	*****	Insufficient Turnout to Protect Voter Privacy										*****
630300 - Absentee Reporting	55	25	45.45		0	1	10	14	0								
630300 - Early Vote Reporting	55	13	23.64		1	0	5	7	0								
630400 6304	0	0	0.00		0	0	0	0	0								
630400 - Absentee Reporting	0	0	0.00		0	0	0	0	0								
630400 - Early Vote Reporting	0	0	0.00		0	0	0	0	0								
630600 6306	1000	206	20.60		3	3	117	79	4								
630600 - Absentee Reporting	1000	76	7.60		0	0	50	24	2								
630600 - Early Vote Reporting	1000	437	43.70		2	3	285	145	2								
630700 6307	1292	331	25.62		1	7	177	141	5								
630700 - Absentee Reporting	1292	101	7.82		0	1	41	58	1								
630700 - Early Vote Reporting	1292	609	47.14		1	9	389	208	1								
630800 6308	1110	195	17.57		0	1	92	98	2								
630800 - Absentee Reporting	1110	191	17.21		0	2	91	95	3								
630800 - Early Vote Reporting	1110	597	53.78		1	2	252	340	2								
631000 6310	717	168	23.43		1	2	81	83	1								
631000 - Absentee Reporting	717	57	7.95		1	0	33	20	1								
631000 - Early Vote Reporting	717	339	47.28		0	4	181	153	1								
631100 6311	846	225	26.60		1	3	111	109	1								
631100 - Absentee Reporting	846	53	6.26		1	0	18	34	0								
631100 - Early Vote Reporting	846	412	48.70		1	3	250	155	2								
631300 6313	1153	309	26.80		0	5	113	190	1								
631300 - Absentee Reporting	1153	87	7.55		1	0	41	42	1								
631300 - Early Vote Reporting	1153	535	46.40		0	1	278	256	0								
631400 6314	659	177	26.86		1	1	79	96	0								
631400 - Absentee Reporting	659	52	7.89		0	2	21	28	0								
631400 - Early Vote Reporting	659	276	41.88		0	1	147	127	1								
631700 6317	0	0	0.00		0	0	0	0	0								
631700 - Absentee Reporting	0	0	0.00		0	0	0	0	0								
631700 - Early Vote Reporting	0	0	0.00		0	0	0	0	0								

10/10/12

WASHOE COUNTY Statement of Vote
GENERAL ELECTION

100002		NONPARTISAN PRESIDENT/VICE PRESIDENT OF THE US												
	Registration	Ballots Cast	Turnout (%)	Goode, Virgil	Johnson, Gary	Obama, Barack	Romney, Mitt	NONE OF THESE CANDIDATE						
631800 6318	104	28	26.92	0	0	9	19	0						
631800 - Absentee Reporting	104	9	8.65	***** Insufficient Turnout to Protect Voter Privacy *****										
631800 - Early Vote Reporting	104	40	38.46	0	0	12	28	0						
631900 6319	462	123	26.62	0	2	58	62	1						
631900 - Absentee Reporting	462	32	6.93	1	0	7	24	0						
631900 - Early Vote Reporting	462	254	54.98	0	2	106	145	1						
632000 6320	784	178	22.70	1	2	74	98	3						
632000 - Absentee Reporting	784	48	6.12	0	1	19	28	0						
632000 - Early Vote Reporting	784	400	51.02	0	6	203	190	1						
640000 6400	312	92	29.49	0	0	37	55	0						
640000 - Absentee Reporting	312	24	7.69	0	0	17	6	0						
640000 - Early Vote Reporting	312	132	42.31	0	5	63	63	1						
640300 6403	1344	292	21.73	2	5	130	152	3						
640300 - Absentee Reporting	1344	77	5.73	0	0	36	39	0						
640300 - Early Vote Reporting	1344	768	57.14	0	3	361	402	2						
640500 6405	885	143	16.16	1	3	48	89	2						
640500 - Absentee Reporting	885	65	7.34	0	1	36	28	0						
640500 - Early Vote Reporting	885	524	59.21	1	3	224	295	1						
640700 6407	690	129	18.70	2	4	38	85	0						
640700 - Absentee Reporting	690	50	7.25	0	1	20	28	0						
640700 - Early Vote Reporting	690	367	53.19	1	1	162	202	0						
641100 6411	992	197	19.86	0	3	69	123	1						
641100 - Absentee Reporting	992	81	8.17	0	1	33	45	2						
641100 - Early Vote Reporting	992	602	60.69	1	4	246	350	1						
641300 6413	1212	334	27.56	2	5	121	205	1						
641300 - Absentee Reporting	1212	104	8.58	0	2	48	53	0						
641300 - Early Vote Reporting	1212	606	50.00	1	3	258	341	3						
641500 6415	718	142	19.78	0	0	52	90	0						
641500 - Absentee Reporting	718	73	10.17	0	0	26	47	0						
641500 - Early Vote Reporting	718	410	57.10	0	2	144	263	1						
641600 6416	1301	272	20.91	0	5	109	153	5						
641600 - Absentee Reporting	1301	101	7.76	0	0	45	54	2						
641600 - Early Vote Reporting	1301	719	55.27	0	7	296	415	1						
641800 6418	1058	285	26.94	0	2	105	175	3						
641800 - Absentee Reporting	1058	60	5.67	0	0	30	29	0						
641800 - Early Vote Reporting	1058	559	52.84	0	1	222	334	2						
642200 6422	1298	273	21.03	1	4	86	182	2						
642200 - Absentee Reporting	1298	120	9.24	0	0	38	78	4						
642200 - Early Vote Reporting	1298	753	58.01	1	5	273	471	3						
642300 6423	642	166	25.86	0	3	53	108	1						
642300 - Absentee Reporting	642	40	6.23	0	0	13	27	0						
642300 - Early Vote Reporting	642	360	56.07	0	2	129	226	3						
642500 6425	1456	333	22.87	0	6	155	169	3						
642500 - Absentee Reporting	1456	93	6.39	0	1	37	55	0						
642500 - Early Vote Reporting	1456	768	52.75	0	6	357	400	5						
642700 6427	0	0	0.00	0	0	0	0	0						
642700 - Absentee Reporting	0	0	0.00	0	0	0	0	0						
642700 - Early Vote Reporting	0	0	0.00	0	0	0	0	0						
650000 6500	989	221	22.35	1	2	108	109	1						
650000 - Absentee Reporting	989	59	5.97	1	0	28	30	0						
650000 - Early Vote Reporting	989	535	54.10	0	3	258	271	3						
650100 6501	1335	301	22.55	3	5	131	156	5						
650100 - Absentee Reporting	1335	88	6.59	1	0	40	45	1						
650100 - Early Vote Reporting	1335	702	52.58	0	5	370	324	3						
650300 6503	10	1	10.00	***** Insufficient Turnout to Protect Voter Privacy *****										
650300 - Absentee Reporting	10	2	20.00	***** Insufficient Turnout to Protect Voter Privacy *****										
650300 - Early Vote Reporting	10	4	40.00	***** Insufficient Turnout to Protect Voter Privacy *****										
650800 6508	634	151	23.82	0	2	69	76	4						
650800 - Absentee Reporting	634	43	6.78	0	0	20	22	0						
650800 - Early Vote Reporting	634	353	55.68	0	2	188	161	2						

1X-1037

WASHOE COUNTY Statement of Vote
GENERAL ELECTION

100002		NONPARTISAN PRESIDENT/VICE PRESIDENT OF THE US																
		Registration	Ballots Cast	Turnout (%)		Goode, Virgil	Johnson, Gary	Obama, Barack	Romney, Mitt	NONE OF THESE CANDIDATE								
651100	6511	730	183	25.07		0	10	97	74	2								
651100	- Absentee Reporting	730	41	5.62		0	0	22	19	0								
651100	- Early Vote Reporting	730	339	46.44		1	3	183	151	1								
651300	6513	813	249	30.63		1	5	149	90	4								
651300	- Absentee Reporting	813	34	4.18		1	0	16	16	0								
651300	- Early Vote Reporting	813	339	41.70		2	5	206	124	2								
651400	6514	1083	316	29.18		1	5	172	136	1								
651400	- Absentee Reporting	1083	69	6.37		0	2	41	26	0								
651400	- Early Vote Reporting	1083	447	41.27		1	3	276	165	1								
651600	6516	1108	257	23.19		0	6	125	122	3								
651600	- Absentee Reporting	1108	61	5.51		0	1	30	29	1								
651600	- Early Vote Reporting	1108	575	51.90		0	6	317	249	2								
651900	6519	1380	357	25.87		1	4	158	190	4								
651900	- Absentee Reporting	1380	76	5.51		1	0	32	40	3								
651900	- Early Vote Reporting	1380	699	50.65		1	7	365	321	4								
652000	6520	529	135	25.52		1	5	55	68	6								
652000	- Absentee Reporting	529	28	5.29		0	1	15	11	0								
652000	- Early Vote Reporting	529	256	48.39		6	2	131	116	1								
652100	6521	352	43	12.22		0	3	19	21	0								
652100	- Absentee Reporting	352	19	5.40		0	0	9	10	0								
652100	- Early Vote Reporting	352	216	61.36		0	2	106	108	0								
652200	6522	405	74	18.27		2	0	30	41	1								
652200	- Absentee Reporting	405	43	10.62		0	1	11	31	0								
652200	- Early Vote Reporting	405	227	56.05		0	0	91	136	0								
652300	6523	0	0	0.00		0	0	0	0	0								
652300	- Absentee Reporting	0	0	0.00		0	0	0	0	0								
652300	- Early Vote Reporting	0	0	0.00		0	0	0	0	0								
652400	6524	894	216	24.16		1	2	91	120	2								
652400	- Absentee Reporting	894	65	7.27		0	0	36	28	1								
652400	- Early Vote Reporting	894	425	47.54		0	0	198	225	2								
652500	6525	119	25	21.01		0	0	13	12	0								
652500	- Absentee Reporting	119	2	1.68		*****	*****	Insufficient Turnout to Protect Voter Privacy										*****
652500	- Early Vote Reporting	119	62	52.10		0	0	27	35	0								
652600	6526	534	117	21.91		1	0	67	48	0								
652600	- Absentee Reporting	534	54	10.11		0	0	33	19	0								
652600	- Early Vote Reporting	534	239	44.76		0	1	148	88	2								
652700	6527	0	0	0.00		0	0	0	0	0								
652700	- Absentee Reporting	0	0	0.00		0	0	0	0	0								
652700	- Early Vote Reporting	0	0	0.00		0	0	0	0	0								
652800	6528	0	0	0.00		0	0	0	0	0								
652800	- Absentee Reporting	0	0	0.00		0	0	0	0	0								
652800	- Early Vote Reporting	0	0	0.00		0	0	0	0	0								
652900	6529	0	0	0.00		0	0	0	0	0								
652900	- Absentee Reporting	0	0	0.00		0	0	0	0	0								
652900	- Early Vote Reporting	0	0	0.00		0	0	0	0	0								
710000	7100	11	2	18.18		*****	*****	Insufficient Turnout to Protect Voter Privacy										*****
710000	- Absentee Reporting	11	0	0.00		0	0	0	0	0								
710000	- Early Vote Reporting	11	9	81.82		*****	*****	Insufficient Turnout to Protect Voter Privacy										*****
730000	7300	219	66	30.14		0	0	56	8	1								
730000	- Absentee Reporting	219	8	3.65		*****	*****	Insufficient Turnout to Protect Voter Privacy										*****
730000	- Early Vote Reporting	219	52	23.74		0	0	50	2	0								
730200	7302	4	1	25.00		*****	*****	Insufficient Turnout to Protect Voter Privacy										*****
730200	- Absentee Reporting	4	0	0.00		0	0	0	0	0								
730200	- Early Vote Reporting	4	0	0.00		0	0	0	0	0								
730400	7304	461	125	27.11		1	1	68	52	3								
730400	- Absentee Reporting	461	25	5.42		0	0	17	8	0								
730400	- Early Vote Reporting	461	161	34.92		0	1	109	51	0								
730600	7306	84	36	42.86		0	0	26	9	1								
730600	- Absentee Reporting	84	10	11.90		0	0	4	6	0								
730600	- Early Vote Reporting	84	21	25.00		0	1	16	3	1								

10-11-12

November 6, 2012

100002				NONPARTISAN PRESIDENT/VICE PRESIDENT OF THE US											
	Registration	Ballots Cast	Turnout (%)	Goode, Virgil	Johnson, Gary	Obama, Barack	Romney, Mitt	NONE OF THESE CANDIDATE							
730700 7307	21	5	23.81	*****	*****	*****	*****	*****	Insufficient Turnout to Protect Voter Privacy						*****
730700 - Absentee Reporting	21	1	4.76	*****	*****	*****	*****	*****	Insufficient Turnout to Protect Voter Privacy						*****
730700 - Early Vote Reporting	21	12	57.14	0	0	6	6	0							
730800 7308	30	2	6.67	*****	*****	*****	*****	*****	Insufficient Turnout to Protect Voter Privacy						*****
730800 - Absentee Reporting	30	12	40.00	0	0	7	5	0							
730800 - Early Vote Reporting	30	11	36.67	0	0	5	6	0							
730900 7309	9	1	11.11	*****	*****	*****	*****	*****	Insufficient Turnout to Protect Voter Privacy						*****
730900 - Absentee Reporting	9	0	0.00	0	0	0	0	0							
730900 - Early Vote Reporting	9	7	77.78	*****	*****	*****	*****	*****	Insufficient Turnout to Protect Voter Privacy						*****
731200 7312	713	180	25.25	4	3	103	67	3							
731200 - Absentee Reporting	713	43	6.03	0	1	21	20	1							
731200 - Early Vote Reporting	713	261	36.61	1	3	162	94	1							
731300 7313	230	60	26.09	1	4	33	19	3							
731300 - Absentee Reporting	230	13	5.65	0	0	9	4	0							
731300 - Early Vote Reporting	230	81	35.22	1	0	57	20	1							
731400 7314	697	164	23.53	3	3	96	58	3							
731400 - Absentee Reporting	697	32	4.59	0	0	20	12	0							
731400 - Early Vote Reporting	697	279	40.03	2	2	186	86	1							
731500 7315	5	2	40.00	*****	*****	*****	*****	*****	Insufficient Turnout to Protect Voter Privacy						*****
731500 - Absentee Reporting	5	0	0.00	0	0	0	0	0							
731500 - Early Vote Reporting	5	0	0.00	0	0	0	0	0							
731600 7316	1014	242	23.87	1	5	148	87	1							
731600 - Absentee Reporting	1014	55	5.42	2	1	32	20	0							
731600 - Early Vote Reporting	1014	377	37.18	2	4	248	118	4							
731700 7317	3	1	33.33	*****	*****	*****	*****	*****	Insufficient Turnout to Protect Voter Privacy						*****
731700 - Absentee Reporting	3	0	0.00	0	0	0	0	0							
731700 - Early Vote Reporting	3	1	33.33	*****	*****	*****	*****	*****	Insufficient Turnout to Protect Voter Privacy						*****
731800 7318	124	29	23.39	1	1	14	13	0							
731800 - Absentee Reporting	124	8	6.45	*****	*****	*****	*****	*****	Insufficient Turnout to Protect Voter Privacy						*****
731800 - Early Vote Reporting	124	49	39.52	0	0	29	20	0							
731900 7319	19	6	31.58	*****	*****	*****	*****	*****	Insufficient Turnout to Protect Voter Privacy						*****
731900 - Absentee Reporting	19	0	0.00	0	0	0	0	0							
731900 - Early Vote Reporting	19	9	47.37	*****	*****	*****	*****	*****	Insufficient Turnout to Protect Voter Privacy						*****
732000 7320	3	0	0.00	0	0	0	0	0							
732000 - Absentee Reporting	3	0	0.00	0	0	0	0	0							
732000 - Early Vote Reporting	3	2	66.67	*****	*****	*****	*****	*****	Insufficient Turnout to Protect Voter Privacy						*****
732100 7321	1	0	0.00	0	0	0	0	0							
732100 - Absentee Reporting	1	0	0.00	0	0	0	0	0							
732100 - Early Vote Reporting	1	0	0.00	0	0	0	0	0							
740000 7400	7	0	0.00	0	0	0	0	0							
740000 - Absentee Reporting	7	6	85.71	*****	*****	*****	*****	*****	Insufficient Turnout to Protect Voter Privacy						*****
740000 - Early Vote Reporting	7	0	0.00	0	0	0	0	0							
740200 7402	954	277	29.04	1	2	140	132	2							
740200 - Absentee Reporting	954	51	5.35	2	0	29	20	0							
740200 - Early Vote Reporting	954	376	39.41	2	2	193	177	2							
740300 7403	6	0	0.00	0	0	0	0	0							
740300 - Absentee Reporting	6	0	0.00	0	0	0	0	0							
740300 - Early Vote Reporting	6	2	33.33	*****	*****	*****	*****	*****	Insufficient Turnout to Protect Voter Privacy						*****
740400 7404	49	13	26.53	0	0	3	10	0							
740400 - Absentee Reporting	49	5	10.20	*****	*****	*****	*****	*****	Insufficient Turnout to Protect Voter Privacy						*****
740400 - Early Vote Reporting	49	24	48.98	0	0	8	16	0							
740600 7406	7	0	0.00	0	0	0	0	0							
740600 - Absentee Reporting	7	0	0.00	0	0	0	0	0							
740600 - Early Vote Reporting	7	4	57.14	*****	*****	*****	*****	*****	Insufficient Turnout to Protect Voter Privacy						*****
740700 7407	945	258	27.30	1	3	85	167	2							
740700 - Absentee Reporting	945	62	6.56	0	1	28	32	1							
740700 - Early Vote Reporting	945	469	49.63	2	3	155	305	3							
740800 7408	424	105	24.76	1	1	33	70	0							
740800 - Absentee Reporting	424	52	12.26	0	0	12	36	4							
740800 - Early Vote Reporting	424	214	50.47	0	1	61	150	2							

18-1057

WASHOE COUNTY Statement of Vote
GENERAL ELECTION

100002		NONPARTISAN PRESIDENT/VICE PRESIDENT OF THE US														
	Registration	Ballots Cast	Turnout (%)		Coode, Virgil	Johnson, Gary	Obama, Barack	Romney, Mitt	NONE OF THESE CANDIDATE							
741000 7410	978	245	25.05		1	4	74	166	0							
741000 - Absentee Reporting	978	58	5.93		0	0	29	28	0							
741000 - Early Vote Reporting	978	476	48.67		0	2	182	287	4							
741200 7412	582	290	49.83		1	1	195	92	1							
741200 - Absentee Reporting	582	31	5.33		0	1	11	16	3							
741200 - Early Vote Reporting	582	70	12.03		0	0	38	31	1							
741300 7413	4	0	0.00		0	0	0	0	0							
741300 - Absentee Reporting	4	2	50.00		***** Insufficient Turnout to Protect Voter Privacy *****											*****
741300 - Early Vote Reporting	4	2	50.00		***** Insufficient Turnout to Protect Voter Privacy *****											*****
741400 7414	1410	321	22.77		1	3	116	200	1							
741400 - Absentee Reporting	1410	93	6.60		0	1	28	61	2							
741400 - Early Vote Reporting	1410	738	52.34		1	5	314	413	5							
741500 7415	1257	292	23.23		4	7	99	180	2							
741500 - Absentee Reporting	1257	145	11.54		0	0	50	90	2							
741500 - Early Vote Reporting	1257	592	47.10		1	3	256	330	2							
741600 7416	1035	245	23.67		1	4	90	147	3							
741600 - Absentee Reporting	1035	93	8.99		1	1	42	47	1							
741600 - Early Vote Reporting	1035	516	49.86		1	6	186	323	0							
741700 7417	537	99	18.44		0	3	28	66	2							
741700 - Absentee Reporting	537	46	8.57		0	0	10	36	0							
741700 - Early Vote Reporting	537	310	57.73		0	2	97	208	2							
741800 7418	1134	230	20.28		1	1	58	170	0							
741800 - Absentee Reporting	1134	72	6.35		0	0	26	44	0							
741800 - Early Vote Reporting	1134	685	60.41		1	2	240	440	2							
742400 7424	78	17	21.79		0	1	6	10	0							
742400 - Absentee Reporting	78	5	6.41		***** Insufficient Turnout to Protect Voter Privacy *****											*****
742400 - Early Vote Reporting	78	39	50.00		0	1	12	26	0							
742500 7425	956	235	24.58		2	5	75	151	2							
742500 - Absentee Reporting	956	69	7.22		1	0	22	45	1							
742500 - Early Vote Reporting	956	451	47.18		2	4	181	260	3							
742600 7426	26	4	15.38		***** Insufficient Turnout to Protect Voter Privacy *****											*****
742600 - Absentee Reporting	26	3	11.54		***** Insufficient Turnout to Protect Voter Privacy *****											*****
742600 - Early Vote Reporting	26	18	69.23		0	0	6	12	0							
742800 7428	3	0	0.00		0	0	0	0	0							
742800 - Absentee Reporting	3	0	0.00		0	0	0	0	0							
742800 - Early Vote Reporting	3	3	100.00		***** Insufficient Turnout to Protect Voter Privacy *****											*****
743000 7430	940	265	28.19		1	2	91	170	1							
743000 - Absentee Reporting	940	68	7.23		0	0	19	49	0							
743000 - Early Vote Reporting	940	475	50.53		1	2	167	305	0							
743100 7431	65	8	12.31		***** Insufficient Turnout to Protect Voter Privacy *****											*****
743100 - Absentee Reporting	65	5	7.69		***** Insufficient Turnout to Protect Voter Privacy *****											*****
743100 - Early Vote Reporting	65	47	72.31		0	0	16	31	0							
743300 7433	139	18	12.95		0	0	2	16	0							
743300 - Absentee Reporting	139	38	27.34		0	1	11	26	0							
743300 - Early Vote Reporting	139	63	45.32		0	0	19	44	0							
750000 7500	179	21	11.73		0	0	8	13	0							
750000 - Absentee Reporting	179	36	20.11		0	0	17	19	0							
750000 - Early Vote Reporting	179	97	54.19		0	1	35	60	1							
750100 7501	298	73	24.50		0	0	30	42	0							
750100 - Absentee Reporting	298	17	5.70		0	0	9	7	1							
750100 - Early Vote Reporting	298	147	49.33		0	3	91	50	2							
750200 7502	1123	303	26.98		0	3	171	126	3							
750200 - Absentee Reporting	1123	58	5.16		1	0	36	21	0							
750200 - Early Vote Reporting	1123	493	43.90		1	8	302	177	2							
750300 7503	39	11	28.21		0	0	3	8	0							
750300 - Absentee Reporting	39	2	5.13		***** Insufficient Turnout to Protect Voter Privacy *****											*****
750300 - Early Vote Reporting	39	18	46.15		0	0	14	4	0							
750400 7504	1124	288	25.62		2	7	132	142	4							
750400 - Absentee Reporting	1124	78	6.94		0	1	29	45	1							
750400 - Early Vote Reporting	1124	489	43.51		3	5	298	179	4							

12-1054

WASHOE COUNTY Statement of Vote
GENERAL ELECTION

100002		NONPARTISAN PRESIDENT/VICE PRESIDENT OF THE US													
	Registration	Ballots Cast	Turnout (%)		Coode, Virgill	Johnson, Gary	Obama, Barack	Romney, Mitt	NONE OF THESE CANDIDATE						
750500 7505	316	75	23.73		0	2	46	26	1						
750500 - Absentee Reporting	316	28	8.86		1	0	15	11	1						
750500 - Early Vote Reporting	316	121	38.29		0	1	73	45	1						
750600 7506	506	129	25.49		1	2	45	79	1						
750600 - Absentee Reporting	506	52	10.28		0	0	16	36	0						
750600 - Early Vote Reporting	506	232	45.85		1	2	93	135	0						
750700 7507	293	107	36.52		3	4	45	54	1						
750700 - Absentee Reporting	293	15	5.12		0	0	9	6	0						
750700 - Early Vote Reporting	293	94	32.08		0	0	59	35	0						
750800 7508	86	42	48.84		0	1	33	8	0						
750800 - Absentee Reporting	86	6	6.98		***** Insufficient Turnout to Protect Voter Privacy *****										*****
750800 - Early Vote Reporting	86	18	20.93		0	0	12	6	0						
750900 7509	9	3	33.33		***** Insufficient Turnout to Protect Voter Privacy *****										*****
750900 - Absentee Reporting	9	1	11.11		***** Insufficient Turnout to Protect Voter Privacy *****										*****
750900 - Early Vote Reporting	9	3	33.33		***** Insufficient Turnout to Protect Voter Privacy *****										*****
751200 7512	100	18	18.00		0	1	5	12	0						
751200 - Absentee Reporting	100	9	9.00		***** Insufficient Turnout to Protect Voter Privacy *****										*****
751200 - Early Vote Reporting	100	59	59.00		1	0	23	35	0						
751300 7513	711	206	28.97		3	0	101	100	2						
751300 - Absentee Reporting	711	50	7.03		1	0	37	12	0						
751300 - Early Vote Reporting	711	246	34.60		2	7	159	77	1						
751400 7514	544	135	24.82		2	1	86	46	0						
751400 - Absentee Reporting	544	45	8.27		0	1	33	9	1						
751400 - Early Vote Reporting	544	184	33.82		0	0	121	59	3						
751600 7516	38	8	21.05		***** Insufficient Turnout to Protect Voter Privacy *****										*****
751600 - Absentee Reporting	38	5	13.16		***** Insufficient Turnout to Protect Voter Privacy *****										*****
751600 - Early Vote Reporting	38	17	44.74		0	0	4	13	0						
751700 7517	325	87	26.77		0	2	49	36	0						
751700 - Absentee Reporting	325	29	8.92		0	0	16	13	0						
751700 - Early Vote Reporting	325	138	42.46		4	0	82	50	2						
751800 7518	1	0	0.00		0	0	0	0	0						
751800 - Absentee Reporting	1	0	0.00		0	0	0	0	0						
751800 - Early Vote Reporting	1	0	0.00		0	0	0	0	0						
751900 7519	593	207	34.91		1	3	54	148	1						
751900 - Absentee Reporting	593	60	10.12		0	1	20	39	0						
751900 - Early Vote Reporting	593	236	39.80		0	1	79	156	0						
752000 7520	997	292	29.29		1	5	133	150	3						
752000 - Absentee Reporting	997	60	6.02		0	1	27	31	0						
752000 - Early Vote Reporting	997	398	39.92		3	5	211	174	4						
752100 7521	70	0	0.00		0	0	0	0	0						
752100 - Absentee Reporting	70	51	72.86		0	1	11	39	0						
752100 - Early Vote Reporting	70	1	1.43		***** Insufficient Turnout to Protect Voter Privacy *****										*****
752200 7522	100	0	0.00		0	0	0	0	0						
752200 - Absentee Reporting	100	80	80.00		1	3	27	46	3						
752200 - Early Vote Reporting	100	0	0.00		0	0	0	0	0						
752300 7523	1079	379	35.13		2	6	153	217	1						
752300 - Absentee Reporting	1079	76	7.04		1	1	33	38	2						
752300 - Early Vote Reporting	1079	415	38.46		0	3	178	233	1						
752400 7524	731	307	42.00		0	4	103	196	4						
752400 - Absentee Reporting	731	49	6.70		1	0	19	29	0						
752400 - Early Vote Reporting	731	251	34.34		0	1	112	138	0						
752500 7525	1148	324	28.22		2	13	114	190	5						
752500 - Absentee Reporting	1148	83	7.23		3	2	30	47	1						
752500 - Early Vote Reporting	1148	530	46.17		1	4	225	290	9						
752600 7526	928	257	27.69		1	5	120	130	1						
752600 - Absentee Reporting	928	71	7.65		1	2	27	39	2						
752600 - Early Vote Reporting	928	464	50.00		0	6	209	249	0						
752700 7527	474	127	26.79		1	4	52	69	1						
752700 - Absentee Reporting	474	35	7.38		0	1	16	17	1						
752700 - Early Vote Reporting	474	214	45.15		0	2	131	79	2						

1001057

WASHOE COUNTY Statement of Vote
GENERAL ELECTION

100002		NONPARTISAN PRESIDENT/VICE PRESIDENT OF THE US														
	Registration	Ballots Cast	Turnout (%)		Coote, Virgil	Johnson, Gary	Obama, Barack	Romney, Mitt	NONE OF THESE CANDIDATE							
752800	7528	579	142	24.53	2	6	45	88	1							
752800	- Absentee Reporting	579	38	6.56	1	1	11	24	1							
752800	- Early Vote Reporting	579	242	41.80	0	4	84	152	2							
752900	7529	289	7	2.42	***** Insufficient Turnout to Protect Voter Privacy *****											
752900	- Absentee Reporting	289	197	68.17	0	2	61	132	1							
752900	- Early Vote Reporting	289	22	7.61	0	0	6	16	0							
753100	7531	27	1	3.70	***** Insufficient Turnout to Protect Voter Privacy *****											
753100	- Absentee Reporting	27	12	44.44	0	0	5	6	0							
753100	- Early Vote Reporting	27	1	3.70	***** Insufficient Turnout to Protect Voter Privacy *****											
753200	7532	972	213	21.91	0	3	86	122	2							
753200	- Absentee Reporting	972	92	9.47	0	0	31	60	1							
753200	- Early Vote Reporting	972	525	54.01	1	1	247	275	1							
753300	7533	268	85	31.72	0	2	57	26	0							
753300	- Absentee Reporting	268	17	6.34	1	0	13	3	0							
753300	- Early Vote Reporting	268	78	29.10	0	3	43	31	1							
753400	7534	136	27	19.85	1	0	20	6	0							
753400	- Absentee Reporting	136	8	5.88	***** Insufficient Turnout to Protect Voter Privacy *****											
753400	- Early Vote Reporting	136	47	34.56	0	0	30	17	0							
753600	7536	931	255	27.39	4	2	99	148	2							
753600	- Absentee Reporting	931	74	7.95	0	0	27	47	0							
753600	- Early Vote Reporting	931	416	44.68	2	6	158	247	2							
753700	7537	158	38	24.05	0	0	19	19	0							
753700	- Absentee Reporting	158	11	6.96	0	0	7	4	0							
753700	- Early Vote Reporting	158	54	34.18	0	1	29	24	0							
753900	7539	5	0	0.00	0	0	0	0	0							
753900	- Absentee Reporting	5	0	0.00	0	0	0	0	0							
753900	- Early Vote Reporting	5	5	100.00	***** Insufficient Turnout to Protect Voter Privacy *****											
754000	7540	363	125	34.44	1	2	38	84	0							
754000	- Absentee Reporting	363	29	7.99	0	0	9	20	0							
754000	- Early Vote Reporting	363	154	42.42	2	0	64	88	0							
754100	7541	1095	381	34.79	1	11	149	219	1							
754100	- Absentee Reporting	1095	81	7.40	0	0	32	49	0							
754100	- Early Vote Reporting	1095	377	34.43	3	3	162	207	2							
754300	7543	591	168	28.43	1	2	61	103	1							
754300	- Absentee Reporting	591	50	8.46	0	1	24	24	1							
754300	- Early Vote Reporting	591	223	37.73	0	0	114	108	1							
754400	7544	236	67	28.39	1	0	35	30	1							
754400	- Absentee Reporting	236	29	12.29	0	0	9	19	1							
754400	- Early Vote Reporting	236	88	37.29	0	1	38	49	0							
754600	7546	0	0	0.00	0	0	0	0	0							
754600	- Absentee Reporting	0	0	0.00	0	0	0	0	0							
754600	- Early Vote Reporting	0	0	0.00	0	0	0	0	0							
754700	7547	41	0	0.00	0	0	0	0	0							
754700	- Absentee Reporting	41	25	60.98	0	0	10	15	0							
754700	- Early Vote Reporting	41	3	7.32	***** Insufficient Turnout to Protect Voter Privacy *****											
754800	7548	7	1	14.29	***** Insufficient Turnout to Protect Voter Privacy *****											
754800	- Absentee Reporting	7	0	0.00	0	0	0	0	0							
754800	- Early Vote Reporting	7	2	28.57	***** Insufficient Turnout to Protect Voter Privacy *****											
754900	7549	2	0	0.00	0	0	0	0	0							
754900	- Absentee Reporting	2	2	100.00	***** Insufficient Turnout to Protect Voter Privacy *****											
754900	- Early Vote Reporting	2	0	0.00	0	0	0	0	0							
755000	7550	28	6	21.43	***** Insufficient Turnout to Protect Voter Privacy *****											
755000	- Absentee Reporting	28	3	10.71	***** Insufficient Turnout to Protect Voter Privacy *****											
755000	- Early Vote Reporting	28	12	42.86	0	0	9	2	1							
755200	7552	221	64	28.96	2	0	20	40	2							
755200	- Absentee Reporting	221	30	13.57	0	0	8	22	0							
755200	- Early Vote Reporting	221	95	42.99	0	1	17	76	1							
755300	7553	58	13	22.41	0	0	4	9	0							
755300	- Absentee Reporting	58	7	12.07	***** Insufficient Turnout to Protect Voter Privacy *****											
755300	- Early Vote Reporting	58	18	31.03	0	1	9	8	0							

12-1054

WASHOE COUNTY Statement of Vote
GENERAL ELECTION

100002		NONPARTISAN PRESIDENT/VICE PRESIDENT OF THE US												
	Registration	Ballots Cast	Turnout (%)	Coodie, Virgil	Johnson, Gary	Obama, Barack	Romney, Mitt	NONE OF THESE CANDIDATE						
755600 7556	12	4	33.33	*****	*****	*****	*****	*****	Insufficient Turnout to Protect Voter Privacy					*****
755600 - Absentee Reporting	12	0	0.00	0	0	0	0	0						
755600 - Early Vote Reporting	12	3	25.00	*****	*****	*****	*****	*****	Insufficient Turnout to Protect Voter Privacy					*****
755700 7557	874	269	30.78	0	4	121	142	1						
755700 - Absentee Reporting	874	67	7.67	0	0	29	38	0						
755700 - Early Vote Reporting	874	311	35.58	2	3	139	166	0						
755800 7558	2	2	100.00	*****	*****	*****	*****	*****	Insufficient Turnout to Protect Voter Privacy					*****
755800 - Absentee Reporting	2	0	0.00	0	0	0	0	0						
755800 - Early Vote Reporting	2	0	0.00	0	0	0	0	0						
756200 7562	0	0	0.00	0	0	0	0	0						
756200 - Absentee Reporting	0	0	0.00	0	0	0	0	0						
756200 - Early Vote Reporting	0	0	0.00	0	0	0	0	0						
756300 7563	61	12	19.67	0	0	5	6	1						
756300 - Absentee Reporting	61	7	11.48	*****	*****	*****	*****	*****	Insufficient Turnout to Protect Voter Privacy					*****
756300 - Early Vote Reporting	61	21	34.43	0	0	14	6	1						
756500 7565	14	5	35.71	*****	*****	*****	*****	*****	Insufficient Turnout to Protect Voter Privacy					*****
756500 - Absentee Reporting	14	2	14.29	*****	*****	*****	*****	*****	Insufficient Turnout to Protect Voter Privacy					*****
756500 - Early Vote Reporting	14	7	50.00	*****	*****	*****	*****	*****	Insufficient Turnout to Protect Voter Privacy					*****
756600 7566	0	0	0.00	0	0	0	0	0						
756600 - Absentee Reporting	0	0	0.00	0	0	0	0	0						
756600 - Early Vote Reporting	0	0	0.00	0	0	0	0	0						
756700 7567	0	0	0.00	0	0	0	0	0						
756700 - Absentee Reporting	0	0	0.00	0	0	0	0	0						
756700 - Early Vote Reporting	0	0	0.00	0	0	0	0	0						
756900 7569	29	9	31.03	*****	*****	*****	*****	*****	Insufficient Turnout to Protect Voter Privacy					*****
756900 - Absentee Reporting	29	3	10.34	*****	*****	*****	*****	*****	Insufficient Turnout to Protect Voter Privacy					*****
756900 - Early Vote Reporting	29	11	37.93	0	0	4	7	0						
757000 7570	104	26	25.00	0	0	8	18	0						
757000 - Absentee Reporting	104	12	11.54	1	0	5	6	0						
757000 - Early Vote Reporting	104	37	35.58	0	0	17	20	0						
757100 7571	77	19	24.68	0	0	7	12	0						
757100 - Absentee Reporting	77	8	10.39	*****	*****	*****	*****	*****	Insufficient Turnout to Protect Voter Privacy					*****
757100 - Early Vote Reporting	77	42	54.55	0	0	17	23	2						
757200 7572	23	1	4.35	*****	*****	*****	*****	*****	Insufficient Turnout to Protect Voter Privacy					*****
757200 - Absentee Reporting	23	4	17.39	*****	*****	*****	*****	*****	Insufficient Turnout to Protect Voter Privacy					*****
757200 - Early Vote Reporting	23	12	52.17	0	0	5	7	0						
757300 7573	245	72	29.39	0	0	69	3	0						
757300 - Absentee Reporting	245	10	4.08	0	0	7	3	0						
757300 - Early Vote Reporting	245	77	31.43	0	0	72	5	0						
757400 7574	0	0	0.00	0	0	0	0	0						
757400 - Absentee Reporting	0	0	0.00	0	0	0	0	0						
757400 - Early Vote Reporting	0	0	0.00	0	0	0	0	0						
757500 7575	9	3	33.33	*****	*****	*****	*****	*****	Insufficient Turnout to Protect Voter Privacy					*****
757500 - Absentee Reporting	9	0	0.00	0	0	0	0	0						
757500 - Early Vote Reporting	9	3	33.33	*****	*****	*****	*****	*****	Insufficient Turnout to Protect Voter Privacy					*****
757600 7576	752	214	28.46	0	7	60	145	2						
757600 - Absentee Reporting	752	82	10.90	1	0	34	46	1						
757600 - Early Vote Reporting	752	318	42.29	1	2	100	210	4						
757700 7577	264	74	28.03	0	0	48	25	0						
757700 - Absentee Reporting	264	10	3.79	0	0	3	6	1						
757700 - Early Vote Reporting	264	113	42.80	0	1	69	43	0						
757800 7578	157	60	38.22	0	1	11	48	0						
757800 - Absentee Reporting	157	8	5.10	*****	*****	*****	*****	*****	Insufficient Turnout to Protect Voter Privacy					*****
757800 - Early Vote Reporting	157	60	38.22	0	1	17	42	0						
757900 7579	148	0	0.00	0	0	0	0	0						
757900 - Absentee Reporting	148	99	66.89	2	0	47	48	1						
757900 - Early Vote Reporting	148	4	2.70	*****	*****	*****	*****	*****	Insufficient Turnout to Protect Voter Privacy					*****
758000 7580	9	0	0.00	0	0	0	0	0						
758000 - Absentee Reporting	9	8	88.89	*****	*****	*****	*****	*****	Insufficient Turnout to Protect Voter Privacy					*****
758000 - Early Vote Reporting	9	0	0.00	0	0	0	0	0						

10-1057

WASHOE COUNTY Statement of Vote
GENERAL ELECTION

100002		NONPARTISAN PRESIDENT/VICE PRESIDENT OF THE US												
	Registration	Ballots Cast	Turnout (%)	Goode, Virgil	Johnson, Gary	Obama, Barack	Romney, Mitt	NONE OF THESE CANDIDATE						
758100	7581	170	76	44.71	1	0	68	6	1					
758100	- Absentee Reporting	170	6	3.53	*****					Insufficient Turnout to Protect Voter Privacy				*****
758100	- Early Vote Reporting	170	16	9.41	0	0	15	1	0					
758200	7582	20	6	30.00	*****					Insufficient Turnout to Protect Voter Privacy				*****
758200	- Absentee Reporting	20	0	0.00	0	0	0	0	0					
758200	- Early Vote Reporting	20	9	45.00	*****					Insufficient Turnout to Protect Voter Privacy				*****
758300	7583	2	2	100.00	*****					Insufficient Turnout to Protect Voter Privacy				*****
758300	- Absentee Reporting	2	0	0.00	0	0	0	0	0					
758300	- Early Vote Reporting	2	0	0.00	0	0	0	0	0					
758400	7584	2	0	0.00	0	0	0	0	0					
758400	- Absentee Reporting	2	0	0.00	0	0	0	0	0					
758400	- Early Vote Reporting	2	2	100.00	*****					Insufficient Turnout to Protect Voter Privacy				*****
758500	7585	1	0	0.00	0	0	0	0	0					
758500	- Absentee Reporting	1	0	0.00	0	0	0	0	0					
758500	- Early Vote Reporting	1	1	100.00	*****					Insufficient Turnout to Protect Voter Privacy				*****
758600	7586	247	61	24.70	0	0	23	38	0					
758600	- Absentee Reporting	247	33	13.36	0	0	17	13	1					
758600	- Early Vote Reporting	247	110	44.53	0	0	47	63	0					
758700	7587	16	0	0.00	0	0	0	0	0					
758700	- Absentee Reporting	16	4	25.00	*****					Insufficient Turnout to Protect Voter Privacy				*****
758700	- Early Vote Reporting	16	11	68.75	0	0	3	8	0					
758800	7588	30	5	16.67	*****					Insufficient Turnout to Protect Voter Privacy				*****
758800	- Absentee Reporting	30	2	6.67	*****					Insufficient Turnout to Protect Voter Privacy				*****
758800	- Early Vote Reporting	30	16	53.33	0	1	7	8	0					
758900	7589	10	4	40.00	*****					Insufficient Turnout to Protect Voter Privacy				*****
758900	- Absentee Reporting	10	0	0.00	0	0	0	0	0					
758900	- Early Vote Reporting	10	0	0.00	0	0	0	0	0					
810000	8100	854	191	22.37	0	7	77	107	0					
810000	- Absentee Reporting	854	116	13.58	0	0	40	73	1					
810000	- Early Vote Reporting	854	446	52.22	1	8	194	242	1					
810100	8101	15	4	26.67	*****					Insufficient Turnout to Protect Voter Privacy				*****
810100	- Absentee Reporting	15	1	6.67	*****					Insufficient Turnout to Protect Voter Privacy				*****
810100	- Early Vote Reporting	15	9	60.00	*****					Insufficient Turnout to Protect Voter Privacy				*****
810200	8102	36	11	30.56	0	0	6	5	0					
810200	- Absentee Reporting	36	2	5.56	*****					Insufficient Turnout to Protect Voter Privacy				*****
810200	- Early Vote Reporting	36	17	47.22	0	0	10	7	0					
810300	8103	693	77	11.11	0	0	30	47	0					
810300	- Absentee Reporting	693	89	12.84	0	0	34	55	0					
810300	- Early Vote Reporting	693	447	64.50	0	2	157	287	1					
810400	8104	603	115	19.07	0	2	46	67	0					
810400	- Absentee Reporting	603	102	16.92	0	1	30	71	0					
810400	- Early Vote Reporting	603	244	40.46	3	4	91	142	4					
810500	8105	633	100	15.80	0	4	54	42	0					
810500	- Absentee Reporting	633	98	15.48	0	0	44	54	0					
810500	- Early Vote Reporting	633	302	47.71	1	3	153	143	2					
810600	8106	908	168	18.50	1	3	68	92	4					
810600	- Absentee Reporting	908	116	12.78	0	2	38	75	1					
810600	- Early Vote Reporting	908	436	48.02	1	3	190	239	3					
810700	8107	1103	210	19.04	2	6	103	96	3					
810700	- Absentee Reporting	1103	191	17.32	0	3	62	125	0					
810700	- Early Vote Reporting	1103	397	35.99	1	1	170	225	0					
810800	8108	905	163	18.01	1	1	70	89	2					
810800	- Absentee Reporting	905	156	17.24	0	1	61	92	1					
810800	- Early Vote Reporting	905	407	44.97	1	3	156	245	1					
810900	8109	1018	216	21.22	0	7	93	114	2					
810900	- Absentee Reporting	1018	151	14.83	0	3	51	94	2					
810900	- Early Vote Reporting	1018	404	39.69	0	5	183	214	1					
811000	8110	318	48	15.09	0	0	30	18	0					
811000	- Absentee Reporting	318	100	31.45	0	0	37	60	1					
811000	- Early Vote Reporting	318	97	30.50	0	0	52	45	0					

7581-101

WASHOE COUNTY Statement of Vote
GENERAL ELECTION

100002		NONPARTISAN PRESIDENT/VICE PRESIDENT OF THE US												
	Registration	Ballots Cast	Turnout (%)	Goode, Virgil	Johnson, Cary	Obama, Barack	Romney, Mitt	NONE OF THESE CANDIDATE						
811100 8111	5	1	20.00	*****										
811100 - Absentee Reporting	5	0	0.00	0	0	0	0	0						
811100 - Early Vote Reporting	5	2	40.00	*****										
811200 8112	39	4	10.26	*****										
811200 - Absentee Reporting	39	8	20.51	*****										
811200 - Early Vote Reporting	39	16	41.03	0	1	11	4	0						
811400 8114	31	8	25.81	*****										
811400 - Absentee Reporting	31	10	32.26	0	0	2	8	0						
811400 - Early Vote Reporting	31	10	32.26	0	0	4	6	0						
811500 8115	3	1	33.33	*****										
811500 - Absentee Reporting	3	0	0.00	0	0	0	0	0						
811500 - Early Vote Reporting	3	1	33.33	*****										
811600 8116	963	180	18.69	0	5	97	74	4						
811600 - Absentee Reporting	963	114	11.84	0	2	53	59	0						
811600 - Early Vote Reporting	963	429	44.55	2	4	194	226	3						
811700 8117	804	138	17.16	0	4	67	67	0						
811700 - Absentee Reporting	804	155	19.28	1	0	43	109	2						
811700 - Early Vote Reporting	804	326	40.55	0	1	139	186	0						
811800 8118	16	2	12.50	*****										
811800 - Absentee Reporting	16	8	50.00	*****										
811800 - Early Vote Reporting	16	4	25.00	*****										
812000 8120	18	3	16.67	*****										
812000 - Absentee Reporting	18	11	61.11	0	0	2	9	0						
812000 - Early Vote Reporting	18	2	11.11	*****										
812100 8121	1	0	0.00	0	0	0	0	0						
812100 - Absentee Reporting	1	0	0.00	0	0	0	0	0						
812100 - Early Vote Reporting	1	1	100.00	*****										
812500 8125	3	0	0.00	0	0	0	0	0						
812500 - Absentee Reporting	3	0	0.00	0	0	0	0	0						
812500 - Early Vote Reporting	3	3	100.00	*****										
812600 8126	6	1	16.67	*****										
812600 - Absentee Reporting	6	2	33.33	*****										
812600 - Early Vote Reporting	6	3	50.00	*****										
812700 8127	1	0	0.00	0	0	0	0	0						
812700 - Absentee Reporting	1	0	0.00	0	0	0	0	0						
812700 - Early Vote Reporting	1	1	100.00	*****										
812800 8128	10	0	0.00	0	0	0	0	0						
812800 - Absentee Reporting	10	0	0.00	0	0	0	0	0						
812800 - Early Vote Reporting	10	7	70.00	*****										
812900 8129	54	7	12.96	*****										
812900 - Absentee Reporting	54	10	18.52	0	0	2	8	0						
812900 - Early Vote Reporting	54	29	53.70	0	0	10	19	0						
813000 8130	2	0	0.00	0	0	0	0	0						
813000 - Absentee Reporting	2	1	50.00	*****										
813000 - Early Vote Reporting	2	1	50.00	*****										
820000 8200	788	189	23.98	1	2	57	127	2						
820000 - Absentee Reporting	788	69	8.76	0	0	20	49	0						
820000 - Early Vote Reporting	788	443	56.22	0	0	121	321	1						
820100 8201	368	143	38.86	0	0	38	101	4						
820100 - Absentee Reporting	368	26	7.07	0	0	8	18	0						
820100 - Early Vote Reporting	368	129	35.05	0	1	42	86	0						
820200 8202	1321	266	20.14	1	5	94	163	3						
820200 - Absentee Reporting	1321	118	8.93	0	1	52	64	1						
820200 - Early Vote Reporting	1321	767	58.06	2	2	311	449	2						
820300 8203	928	157	16.92	0	1	40	116	0						
820300 - Absentee Reporting	928	123	13.25	0	0	37	85	1						
820300 - Early Vote Reporting	928	502	54.09	0	2	161	338	1						
820400 8204	112	25	22.32	0	0	3	22	0						
820400 - Absentee Reporting	112	5	4.46	*****										
820400 - Early Vote Reporting	112	68	60.71	0	0	18	50	0						

157

18-1057

WASHOE COUNTY Statement of Vote
GENERAL ELECTION

November 6, 2012

100002			NONPARTISAN PRESIDENT/VICE PRESIDENT OF THE US														
	Registration	Ballots Cast	Turnout (%)		Coode, Virgil	Johnson, Gary	Obama, Barack	Romney, Mitt	NONE OF THESE CANDIDATE								
820500 8205	1042	244	23.42		1	2	65	172	4								
820500 - Absentee Reporting	1042	113	10.84		0	2	29	82	0								
820500 - Early Vote Reporting	1042	595	57.10		2	3	233	353	3								
820600 8206	133	14	10.53		0	0	1	13	0								
820600 - Absentee Reporting	133	22	16.54		0	0	0	22	0								
820600 - Early Vote Reporting	133	78	58.65		0	0	16	62	0								
820700 8207	732	112	15.30		0	2	20	90	0								
820700 - Absentee Reporting	732	95	12.98		0	0	24	71	0								
820700 - Early Vote Reporting	732	427	58.33		0	2	114	310	1								
820800 8208	273	50	18.32		0	0	13	37	0								
820800 - Absentee Reporting	273	20	7.33		0	0	12	8	0								
820800 - Early Vote Reporting	273	171	62.64		0	0	62	109	0								
820900 8209	989	204	20.63		1	3	74	125	1								
820900 - Absentee Reporting	989	70	7.08		0	1	21	48	0								
820900 - Early Vote Reporting	989	583	58.95		0	1	233	347	2								
821000 8210	942	197	20.91		0	6	63	127	1								
821000 - Absentee Reporting	942	110	11.68		0	0	31	74	5								
821000 - Early Vote Reporting	942	463	49.15		0	6	180	275	1								
821100 8211	31	9	29.03		*****												
821100 - Absentee Reporting	31	5	16.13		*****												
821100 - Early Vote Reporting	31	10	32.26		0	0	4	6	0								
821200 8212	9	1	11.11		*****												
821200 - Absentee Reporting	9	0	0.00		0	0	0	0	0								
821200 - Early Vote Reporting	9	6	66.67		*****												
821300 8213	218	36	16.51		0	0	7	29	0								
821300 - Absentee Reporting	218	21	9.63		0	0	1	20	0								
821300 - Early Vote Reporting	218	133	61.01		0	0	37	95	1								
821400 8214	149	36	24.16		0	1	17	17	1								
821400 - Absentee Reporting	149	27	18.12		0	1	4	22	0								
821400 - Early Vote Reporting	149	67	44.97		0	0	14	53	0								
821500 8215	218	55	25.23		0	2	20	33	0								
821500 - Absentee Reporting	218	20	9.17		0	0	6	14	0								
821500 - Early Vote Reporting	218	116	53.21		0	3	53	60	0								
821600 8216	364	54	14.84		1	0	14	36	3								
821600 - Absentee Reporting	364	31	8.52		0	0	12	19	0								
821600 - Early Vote Reporting	364	232	63.74		1	1	71	158	0								
821700 8217	1004	155	15.44		1	5	54	93	2								
821700 - Absentee Reporting	1004	77	7.67		0	1	33	43	0								
821700 - Early Vote Reporting	1004	637	63.45		0	1	252	378	5								
821800 8218	7	1	14.29		*****												
821800 - Absentee Reporting	7	0	0.00		0	0	0	0	0								
821800 - Early Vote Reporting	7	5	71.43		*****												
821900 8219	337	148	43.92		0	0	36	111	1								
821900 - Absentee Reporting	337	41	12.17		0	0	12	27	1								
821900 - Early Vote Reporting	337	97	28.78		0	0	29	68	0								
822000 8220	756	302	39.95		2	3	109	187	1								
822000 - Absentee Reporting	756	70	9.26		0	2	17	51	0								
822000 - Early Vote Reporting	756	298	39.42		0	3	117	175	2								
822100 8221	643	260	40.44		2	9	86	160	2								
822100 - Absentee Reporting	643	36	5.60		0	0	14	22	0								
822100 - Early Vote Reporting	643	245	38.10		0	3	114	125	3								
822200 8222	864	364	42.13		2	5	115	238	2								
822200 - Absentee Reporting	864	50	5.79		0	0	24	26	0								
822200 - Early Vote Reporting	864	314	36.34		2	4	129	178	0								
822300 8223	30	6	20.00		*****												
822300 - Absentee Reporting	30	3	10.00		*****												
822300 - Early Vote Reporting	30	15	50.00		1	0	8	6	0								
822600 8226	4	1	25.00		*****												
822600 - Absentee Reporting	4	0	0.00		0	0	0	0	0								
822600 - Early Vote Reporting	4	2	50.00		*****												

10-1054

WASHOE COUNTY Statement of Vote
GENERAL ELECTION

100002		NONPARTISAN PRESIDENT/VICE PRESIDENT OF THE US												
	Registration	Ballots Cast	Turnout (%)	Goode, Virgil	Johnson, Gary	Obama, Barack	Romney, Mitt	NONE OF THESE CANDIDATE						
822700 8227	7	0	0.00	0	0	0	0	0						
822700 - Absentee Reporting	7	1	14.29	*****	*****	*****	*****	*****	Insufficient Turnout to Protect Voter Privacy					*****
822700 - Early Vote Reporting	7	4	57.14	*****	*****	*****	*****	*****	Insufficient Turnout to Protect Voter Privacy					*****
822800 8228	52	20	38.46	0	0	3	17	0						
822800 - Absentee Reporting	52	2	3.85	*****	*****	*****	*****	*****	Insufficient Turnout to Protect Voter Privacy					*****
822800 - Early Vote Reporting	52	18	34.62	0	0	7	11	0						
822900 8229	2	0	0.00	0	0	0	0	0						
822900 - Absentee Reporting	2	0	0.00	0	0	0	0	0						
822900 - Early Vote Reporting	2	1	50.00	*****	*****	*****	*****	*****	Insufficient Turnout to Protect Voter Privacy					*****
823000 8230	25	2	8.00	*****	*****	*****	*****	*****	Insufficient Turnout to Protect Voter Privacy					*****
823000 - Absentee Reporting	25	3	12.00	*****	*****	*****	*****	*****	Insufficient Turnout to Protect Voter Privacy					*****
823000 - Early Vote Reporting	25	16	64.00	0	0	8	8	0						
823100 8231	72	22	30.56	0	0	11	11	0						
823100 - Absentee Reporting	72	9	12.50	*****	*****	*****	*****	*****	Insufficient Turnout to Protect Voter Privacy					*****
823100 - Early Vote Reporting	72	29	40.28	2	0	11	16	0						
823200 8232	28	5	17.86	*****	*****	*****	*****	*****	Insufficient Turnout to Protect Voter Privacy					*****
823200 - Absentee Reporting	28	5	17.86	*****	*****	*****	*****	*****	Insufficient Turnout to Protect Voter Privacy					*****
823200 - Early Vote Reporting	28	13	46.43	0	0	4	8	0						
823300 8233	782	196	25.06	2	1	76	115	2						
823300 - Absentee Reporting	782	48	6.14	0	1	14	32	1						
823300 - Early Vote Reporting	782	410	52.43	2	3	159	246	0						
823400 8234	116	16	13.79	0	1	3	12	0						
823400 - Absentee Reporting	116	16	13.79	0	0	5	11	0						
823400 - Early Vote Reporting	116	69	59.48	0	0	24	44	1						
823500 8235	184	30	16.30	0	2	5	23	0						
823500 - Absentee Reporting	184	25	13.59	0	0	15	10	0						
823500 - Early Vote Reporting	184	98	53.26	0	1	31	66	0						
823600 8236	1173	186	15.86	0	2	62	122	0						
823600 - Absentee Reporting	1173	182	15.52	0	1	51	129	0						
823600 - Early Vote Reporting	1173	669	57.03	0	2	228	439	0						
823700 8237	30	2	6.67	*****	*****	*****	*****	*****	Insufficient Turnout to Protect Voter Privacy					*****
823700 - Absentee Reporting	30	2	6.67	*****	*****	*****	*****	*****	Insufficient Turnout to Protect Voter Privacy					*****
823700 - Early Vote Reporting	30	20	66.67	0	0	12	8	0						
823800 8238	941	176	18.70	0	4	61	111	0						
823800 - Absentee Reporting	941	159	16.90	0	2	31	124	2						
823800 - Early Vote Reporting	941	502	53.35	0	4	168	329	1						
823900 8239	2	0	0.00	0	0	0	0	0						
823900 - Absentee Reporting	2	0	0.00	0	0	0	0	0						
823900 - Early Vote Reporting	2	0	0.00	0	0	0	0	0						
824000 8240	89	26	29.21	0	1	4	21	0						
824000 - Absentee Reporting	89	11	12.36	0	0	4	7	0						
824000 - Early Vote Reporting	89	41	46.07	0	0	12	29	0						
824100 8241	67	14	20.90	0	0	3	11	0						
824100 - Absentee Reporting	67	12	17.91	0	0	0	12	0						
824100 - Early Vote Reporting	67	34	50.75	0	0	9	25	0						
824400 8244	85	17	20.00	0	1	12	4	0						
824400 - Absentee Reporting	85	9	10.59	*****	*****	*****	*****	*****	Insufficient Turnout to Protect Voter Privacy					*****
824400 - Early Vote Reporting	85	38	44.71	0	2	19	17	0						
824500 8245	443	93	20.99	0	1	44	46	2						
824500 - Absentee Reporting	443	36	8.13	0	1	12	21	0						
824500 - Early Vote Reporting	443	212	47.86	2	1	99	109	1						
824700 8247	205	49	23.90	0	1	9	39	0						
824700 - Absentee Reporting	205	41	20.00	0	0	12	29	0						
824700 - Early Vote Reporting	205	94	45.85	0	0	34	59	1						
825000 8250	797	125	15.68	0	3	37	84	1						
825000 - Absentee Reporting	797	74	9.28	0	0	28	45	1						
825000 - Early Vote Reporting	797	468	58.72	1	1	186	280	0						
825100 8251	24	6	25.00	*****	*****	*****	*****	*****	Insufficient Turnout to Protect Voter Privacy					*****
825100 - Absentee Reporting	24	6	25.00	*****	*****	*****	*****	*****	Insufficient Turnout to Protect Voter Privacy					*****
825100 - Early Vote Reporting	24	10	41.67	0	0	4	6	0						

18-1057

WASHOE COUNTY Statement of Vote
GENERAL ELECTION

November 6, 2012

100002		NONPARTISAN PRESIDENT/VICE PRESIDENT OF THE US												
		Registration	Ballots Cast	Turnout (%)	Cocde, Virgii	Johnson, Gary	Obama, Barack	Romney, Mitt	NONE OF THESE CANDIDATE					
825200	8252	20	2	10.00	*****									
825200	- Absentee Reporting	20	3	15.00	*****									
825200	- Early Vote Reporting	20	11	55.00			6	5	0					
825300	8253	247	50	20.24			12	38	0					
825300	- Absentee Reporting	247	19	7.69			0	11	0					
825300	- Early Vote Reporting	247	148	59.92			0	0	50	97	1			
825400	8254	1255	263	20.96			1	8	104	146	4			
825400	- Absentee Reporting	1255	111	8.84			0	2	51	56	1			
825400	- Early Vote Reporting	1255	693	55.22			0	6	285	399	3			
825500	8255	15	2	13.33	*****									
825500	- Absentee Reporting	15	0	0.00			0	0	0	0	0			
825500	- Early Vote Reporting	15	10	66.67			0	5	5	0	0			
825600	8256	565	124	21.95			1	2	48	73	0			
825600	- Absentee Reporting	565	41	7.26			0	1	19	21	0			
825600	- Early Vote Reporting	565	287	50.80			0	1	117	169	0			
825900	8259	0	0	0.00			0	0	0	0	0			
825900	- Absentee Reporting	0	0	0.00			0	0	0	0	0			
825900	- Early Vote Reporting	0	0	0.00			0	0	0	0	0			
826000	8260	0	0	0.00			0	0	0	0	0			
826000	- Absentee Reporting	0	0	0.00			0	0	0	0	0			
826000	- Early Vote Reporting	0	0	0.00			0	0	0	0	0			
826100	8261	19	5	26.32	*****									
826100	- Absentee Reporting	19	4	21.05	*****									
826100	- Early Vote Reporting	19	9	47.37	*****									
826200	8262	180	38	21.11			0	2	24	12	0			
826200	- Absentee Reporting	180	13	7.22			0	0	5	7	1			
826200	- Early Vote Reporting	180	91	50.56			0	0	61	30	0			
826300	8263	729	130	17.83			0	6	34	90	0			
826300	- Absentee Reporting	729	93	12.76			0	0	28	65	0			
826300	- Early Vote Reporting	729	419	57.48			0	3	146	270	0			
826400	8264	274	103	37.59			0	3	44	54	1			
826400	- Absentee Reporting	274	24	8.76			0	0	9	15	0			
826400	- Early Vote Reporting	274	105	38.32			0	0	30	75	0			
826500	8265	2	2	100.00	*****									
826500	- Absentee Reporting	2	0	0.00			0	0	0	0	0			
826500	- Early Vote Reporting	2	0	0.00			0	0	0	0	0			
826600	8266	1	0	0.00			0	0	0	0	0			
826600	- Absentee Reporting	1	0	0.00			0	0	0	0	0			
826600	- Early Vote Reporting	1	0	0.00			0	0	0	0	0			
826700	8267	2	0	0.00			0	0	0	0	0			
826700	- Absentee Reporting	2	0	0.00			0	0	0	0	0			
826700	- Early Vote Reporting	2	2	100.00	*****									
826800	8268	4	0	0.00			0	0	0	0	0			
826800	- Absentee Reporting	4	1	25.00	*****									
826800	- Early Vote Reporting	4	2	50.00	*****									
827000	8270	366	93	25.41			2	0	37	54	0			
827000	- Absentee Reporting	366	20	5.46			0	1	12	7	0			
827000	- Early Vote Reporting	366	189	51.64			0	2	60	126	0			
827100	8271	745	141	18.93			1	2	48	89	1			
827100	- Absentee Reporting	745	97	13.02			0	0	43	51	3			
827100	- Early Vote Reporting	745	421	56.51			0	0	178	242	1			
827300	8273	344	130	37.79			1	0	36	92	1			
827300	- Absentee Reporting	344	43	12.50			0	0	8	35	0			
827300	- Early Vote Reporting	344	108	31.40			0	1	44	63	0			
827400	8274	0	0	0.00			0	0	0	0	0			
827400	- Absentee Reporting	0	0	0.00			0	0	0	0	0			
827400	- Early Vote Reporting	0	0	0.00			0	0	0	0	0			
827500	8275	0	0	0.00			0	0	0	0	0			
827500	- Absentee Reporting	0	0	0.00			0	0	0	0	0			
827500	- Early Vote Reporting	0	0	0.00			0	0	0	0	0			

100002

WASHOE COUNTY Statement of Vote
GENERAL ELECTION

100002		NONPARTISAN PRESIDENT/VICE PRESIDENT OF THE US													
	Registration	Ballots Cast	Turnout (%)		Coode, Virgil	Johnson, Gary	Obama, Barack	Romney, Mitt	NONE OF THESE CANDIDATE						
827600 8276	34	13	38.24		0	1	8	4	0						
827600 - Absentee Reporting	34	0	0.00		0	0	0	0	0						
827600 - Early Vote Reporting	34	12	35.29		0	0	2	10	0						
827700 8277	464	89	19.18		2	2	24	58	3						
827700 - Absentee Reporting	464	50	10.78		0	0	20	30	0						
827700 - Early Vote Reporting	464	259	55.82		0	2	87	168	1						
827800 8278	365	63	17.26		0	3	27	33	0						
827800 - Absentee Reporting	365	21	5.75		0	0	4	16	1						
827800 - Early Vote Reporting	365	243	66.58		0	2	105	134	0						
828100 8281	17	0	0.00		0	0	0	0	0						
828100 - Absentee Reporting	17	5	29.41		***** Insufficient Turnout to Protect Voter Privacy *****										*****
828100 - Early Vote Reporting	17	11	64.71		0	0	3	8	0						
828700 8287	2	0	0.00		0	0	0	0	0						
828700 - Absentee Reporting	2	0	0.00		0	0	0	0	0						
828700 - Early Vote Reporting	2	2	100.00		***** Insufficient Turnout to Protect Voter Privacy *****										*****
828900 8289	0	0	0.00		0	0	0	0	0						
828900 - Absentee Reporting	0	0	0.00		0	0	0	0	0						
828900 - Early Vote Reporting	0	0	0.00		0	0	0	0	0						
829000 8290	0	0	0.00		0	0	0	0	0						
829000 - Absentee Reporting	0	0	0.00		0	0	0	0	0						
829000 - Early Vote Reporting	0	0	0.00		0	0	0	0	0						
829100 8291	0	0	0.00		0	0	0	0	0						
829100 - Absentee Reporting	0	0	0.00		0	0	0	0	0						
829100 - Early Vote Reporting	0	0	0.00		0	0	0	0	0						
829200 8292	0	0	0.00		0	0	0	0	0						
829200 - Absentee Reporting	0	0	0.00		0	0	0	0	0						
829200 - Early Vote Reporting	0	0	0.00		0	0	0	0	0						
829300 8293	0	0	0.00		0	0	0	0	0						
829300 - Absentee Reporting	0	0	0.00		0	0	0	0	0						
829300 - Early Vote Reporting	0	0	0.00		0	0	0	0	0						
829400 8294	2	0	0.00		0	0	0	0	0						
829400 - Absentee Reporting	2	0	0.00		0	0	0	0	0						
829400 - Early Vote Reporting	2	2	100.00		***** Insufficient Turnout to Protect Voter Privacy *****										*****
829500 8295	11	2	18.18		***** Insufficient Turnout to Protect Voter Privacy *****										*****
829500 - Absentee Reporting	11	0	0.00		0	0	0	0	0						
829500 - Early Vote Reporting	11	5	45.45		***** Insufficient Turnout to Protect Voter Privacy *****										*****
840000 8400	0	0	0.00		0	0	0	0	0						
840000 - Absentee Reporting	0	0	0.00		0	0	0	0	0						
840000 - Early Vote Reporting	0	0	0.00		0	0	0	0	0						
850000 8500	65	8	12.31		***** Insufficient Turnout to Protect Voter Privacy *****										*****
850000 - Absentee Reporting	65	10	15.38		0	0	4	5	1						
850000 - Early Vote Reporting	65	35	53.85		0	1	9	25	0						
850200 8502	208	58	27.88		1	0	9	48	0						
850200 - Absentee Reporting	208	24	11.54		0	0	9	15	0						
850200 - Early Vote Reporting	208	95	45.67		0	1	26	68	0						
850500 8505	25	4	16.00		***** Insufficient Turnout to Protect Voter Privacy *****										*****
850500 - Absentee Reporting	25	3	12.00		***** Insufficient Turnout to Protect Voter Privacy *****										*****
850500 - Early Vote Reporting	25	11	44.00		0	0	2	8	1						
910100 - Absentee Reporting	0	0	0.00		0	0	0	0	0						
910200 - Absentee Reporting	0	0	0.00		0	0	0	0	0						
910300 - Absentee Reporting	0	0	0.00		0	0	0	0	0						
910600 - Absentee Reporting	0	0	0.00		0	0	0	0	0						
910700 - Absentee Reporting	0	0	0.00		0	0	0	0	0						
910900 - Absentee Reporting	0	0	0.00		0	0	0	0	0						
911400 - Absentee Reporting	0	0	0.00		0	0	0	0	0						
911500 - Absentee Reporting	0	0	0.00		0	0	0	0	0						
911600 - Absentee Reporting	0	0	0.00		0	0	0	0	0						
911700 - Absentee Reporting	0	0	0.00		0	0	0	0	0						
911800 - Absentee Reporting	0	0	0.00		0	0	0	0	0						
912000 - Absentee Reporting	0	0	0.00		0	0	0	0	0						

108-1024

WASHOE COUNTY Statement of Vote
GENERAL ELECTION

November 6, 2012

100002	NONPARTISAN PRESIDENT/VICE PRESIDENT OF THE US													
	Registration	Ballots Cast	Turnout (%)		Goode, Virgil	Johnson, Gary	Obama, Barack	Romney, Mitt	NONE OF THESE CANDIDATE					
912100 - Absentee Reporting	0	0	0.00		0	0	0	0	0					
912200 - Absentee Reporting	0	0	0.00		0	0	0	0	0					
912300 - Absentee Reporting	0	0	0.00		0	0	0	0	0					
912400 - Absentee Reporting	0	0	0.00		0	0	0	0	0					
912500 - Absentee Reporting	0	0	0.00		0	0	0	0	0					
912600 - Absentee Reporting	0	0	0.00		0	0	0	0	0					
912800 - Absentee Reporting	0	0	0.00		0	0	0	0	0					
912900 - Absentee Reporting	0	0	0.00		0	0	0	0	0					
920200 - Absentee Reporting	0	0	0.00		0	0	0	0	0					
920500 - Absentee Reporting	0	0	0.00		0	0	0	0	0					
920700 - Absentee Reporting	0	0	0.00		0	0	0	0	0					
920800 - Absentee Reporting	0	0	0.00		0	0	0	0	0					
921000 - Absentee Reporting	0	0	0.00		0	0	0	0	0					
921100 - Absentee Reporting	0	0	0.00		0	0	0	0	0					
921200 - Absentee Reporting	0	0	0.00		0	0	0	0	0					
921400 - Absentee Reporting	0	0	0.00		0	0	0	0	0					
921500 - Absentee Reporting	0	0	0.00		0	0	0	0	0					
921800 - Absentee Reporting	0	0	0.00		0	0	0	0	0					
922100 - Absentee Reporting	0	0	0.00		0	0	0	0	0					
922200 - Absentee Reporting	0	0	0.00		0	0	0	0	0					
922300 - Absentee Reporting	0	0	0.00		0	0	0	0	0					
922400 - Absentee Reporting	0	0	0.00		0	0	0	0	0					
922700 - Absentee Reporting	0	0	0.00		0	0	0	0	0					
922800 - Absentee Reporting	0	0	0.00		0	0	0	0	0					
922900 - Absentee Reporting	0	0	0.00		0	0	0	0	0					
923000 - Absentee Reporting	0	0	0.00		0	0	0	0	0					
923100 - Absentee Reporting	0	0	0.00		0	0	0	0	0					
923200 - Absentee Reporting	0	0	0.00		0	0	0	0	0					
923300 - Absentee Reporting	0	0	0.00		0	0	0	0	0					
923400 - Absentee Reporting	0	0	0.00		0	0	0	0	0					
923500 - Absentee Reporting	0	0	0.00		0	0	0	0	0					
923600 - Absentee Reporting	0	0	0.00		0	0	0	0	0					
923700 - Absentee Reporting	0	0	0.00		0	0	0	0	0					
923900 - Absentee Reporting	0	0	0.00		0	0	0	0	0					
924000 - Absentee Reporting	0	0	0.00		0	0	0	0	0					
924300 - Absentee Reporting	0	0	0.00		0	0	0	0	0					
924400 - Absentee Reporting	0	0	0.00		0	0	0	0	0					
924500 - Absentee Reporting	0	0	0.00		0	0	0	0	0					
924600 - Absentee Reporting	0	0	0.00		0	0	0	0	0					
924700 - Absentee Reporting	0	0	0.00		0	0	0	0	0					
924800 - Absentee Reporting	0	0	0.00		0	0	0	0	0					
924900 - Absentee Reporting	0	0	0.00		0	0	0	0	0					
925100 - Absentee Reporting	0	0	0.00		0	0	0	0	0					
930300 - Absentee Reporting	0	0	0.00		0	0	0	0	0					
930400 - Absentee Reporting	0	0	0.00		0	0	0	0	0					
930700 - Absentee Reporting	0	0	0.00		0	0	0	0	0					
930800 - Absentee Reporting	0	0	0.00		0	0	0	0	0					
930900 - Absentee Reporting	0	0	0.00		0	0	0	0	0					
931000 - Absentee Reporting	0	0	0.00		0	0	0	0	0					
931100 - Absentee Reporting	0	0	0.00		0	0	0	0	0					
931200 - Absentee Reporting	0	0	0.00		0	0	0	0	0					
940000 - Absentee Reporting	0	0	0.00		0	0	0	0	0					
940800 - Absentee Reporting	0	0	0.00		0	0	0	0	0					
941500 - Absentee Reporting	0	0	0.00		0	0	0	0	0					
941700 - Absentee Reporting	0	0	0.00		0	0	0	0	0					
941900 - Absentee Reporting	0	0	0.00		0	0	0	0	0					
942000 - Absentee Reporting	0	0	0.00		0	0	0	0	0					
942200 - Absentee Reporting	0	0	0.00		0	0	0	0	0					
942400 - Absentee Reporting	0	0	0.00		0	0	0	0	0					
942500 - Absentee Reporting	0	0	0.00		0	0	0	0	0					

10-1037

WASHOE COUNTY Statement of Vote
GENERAL ELECTION

100002		NONPARTISAN PRESIDENT/VICE PRESIDENT OF THE US													
	Registration	Ballots Cast	Turnout (%)	Goode, Virgil	Johnson, Gary	Obama, Barack	Romney, Mitt	NONE OF THESE CANDIDATE							
950100 - Absentee Reporting	0	0	0.00	0	0	0	0	0							
950700 - Absentee Reporting	0	0	0.00	0	0	0	0	0							
951200 - Absentee Reporting	0	0	0.00	0	0	0	0	0							
951300 - Absentee Reporting	0	0	0.00	0	0	0	0	0							
951600 - Absentee Reporting	0	0	0.00	0	0	0	0	0							
951900 - Absentee Reporting	0	0	0.00	0	0	0	0	0							
952000 - Absentee Reporting	0	0	0.00	0	0	0	0	0							
952100 - Absentee Reporting	0	0	0.00	0	0	0	0	0							
952300 - Absentee Reporting	0	0	0.00	0	0	0	0	0							
952600 - Absentee Reporting	0	0	0.00	0	0	0	0	0							
952700 - Absentee Reporting	0	0	0.00	0	0	0	0	0							
953000 - Absentee Reporting	0	0	0.00	0	0	0	0	0							
953200 - Absentee Reporting	0	0	0.00	0	0	0	0	0							
953300 - Absentee Reporting	0	0	0.00	0	0	0	0	0							
953500 - Absentee Reporting	0	0	0.00	0	0	0	0	0							
953700 - Absentee Reporting	0	0	0.00	0	0	0	0	0							
953800 - Absentee Reporting	0	0	0.00	0	0	0	0	0							
954000 - Absentee Reporting	0	0	0.00	0	0	0	0	0							
954100 - Absentee Reporting	0	0	0.00	0	0	0	0	0							
954200 - Absentee Reporting	0	0	0.00	0	0	0	0	0							
954300 - Absentee Reporting	0	0	0.00	0	0	0	0	0							
954400 - Absentee Reporting	0	0	0.00	0	0	0	0	0							
954500 - Absentee Reporting	0	0	0.00	0	0	0	0	0							
954600 - Absentee Reporting	0	0	0.00	0	0	0	0	0							
954700 - Absentee Reporting	0	0	0.00	0	0	0	0	0							
954800 - Absentee Reporting	0	0	0.00	0	0	0	0	0							
954900 - Absentee Reporting	0	0	0.00	0	0	0	0	0							
955000 - Absentee Reporting	0	0	0.00	0	0	0	0	0							
955100 - Absentee Reporting	0	0	0.00	0	0	0	0	0							
955200 - Absentee Reporting	0	0	0.00	0	0	0	0	0							
955300 - Absentee Reporting	0	0	0.00	0	0	0	0	0							
955400 - Absentee Reporting	0	0	0.00	0	0	0	0	0							
955500 - Absentee Reporting	0	0	0.00	0	0	0	0	0							
955600 - Absentee Reporting	0	0	0.00	0	0	0	0	0							
955700 - Absentee Reporting	0	0	0.00	0	0	0	0	0							
970000 - Absentee Reporting	97	37	38.14	0	0	23	13	0							
980000 - Absentee Reporting	145	39	26.90	0	0	18	21	0							
990000 - Absentee Reporting	0	990	0.00	3	21	600	301	9							
Precinct Totals	240971	55610	23.08	231	1156	26811	26919	453							
Absentee Reporting Totals	241213	21445	8.89	68	201	10036	10734	200							
Early Vote Reporting Totals	240971	111189	46.14	241	975	58562	50800	468							
Grand Totals	240971	188244	78.12	540	2332	95409	88453	1121							
UNITED STATES SENATOR	240971	188205	78.10	540	2332	95391	88432	1121							
DISTRICT 2	240971	188205	78.10	540	2332	95391	88432	1121							
Senate District 13	60665	43051	70.97	141	653	27376	14484	286							
Senate District 15	77423	61163	79.00	183	750	31044	28739	339							
24TH	30746	20581	66.94	70	392	13954	5948	149							
25TH	42720	35013	81.96	82	365	16058	18291	168							
26TH	43515	35407	81.37	70	360	15069	19682	183							
27TH	34703	26150	75.35	101	385	14986	10448	171							
30TH	29919	22470	75.10	71	261	13422	8536	137							
31ST	36540	29172	79.84	76	326	14115	14434	178							
32ND	16183	12836	79.32	50	143	4969	7565	93							
40TH	6645	5549	83.51	17	79	2195	3214	33							
1	56543	45053	79.68	121	597	23412	20594	252							
4	51687	41841	80.95	106	413	19679	21329	251							

12-1-12

WASHOE COUNTY Statement of Vote
GENERAL ELECTION

***Grand Totals 100002		NONPARTISAN PRESIDENT/VICE PRESIDENT OF THE US													
	Registration	Ballots Cast	Turnout (%)		Coodie, Virgil	Johnson, Gary	Obama, Barack	Romney, Mitt	NONE OF THESE CANDIDATE						
RENO	124098	93640	75.46		258	1321	52126	39197	547						
RENO-VERDI	163310	126384	77.39		345	1653	64498	58943	717						
GERLACH-WADSWORTH	968	647	66.84		3	6	381	247	9						

18-1054

WASHOE COUNTY Statement of Vote
GENERAL ELECTION

100003		NONPARTISAN U.S. SENATOR-2012												
	Registration	Ballots Cast	Turnout (%)		Bertley, Shelley	Heller, Dean	VanderBeek, David Lory	NONE OF THESE CANDIDATE						
100000 1000	596	181	30.37		76	88	6	10						
100000 - Absentee Reporting	596	33	5.54		14	17	0	2						
100000 - Early Vote Reporting	596	301	50.50		168	115	9	6						
100200 1002	921	239	25.95		123	76	19	17						
100200 - Absentee Reporting	921	75	8.14		44	16	5	10						
100200 - Early Vote Reporting	921	257	27.90		138	80	18	16						
100300 1003	1404	360	25.64		165	140	24	26						
100300 - Absentee Reporting	1404	99	7.05		52	37	2	3						
100300 - Early Vote Reporting	1404	630	44.87		356	206	23	38						
100500 1005	0	0	0.00		0	0	0	0						
100500 - Absentee Reporting	0	0	0.00		0	0	0	0						
100500 - Early Vote Reporting	0	0	0.00		0	0	0	0						
100600 1006	393	96	24.43		37	44	8	6						
100600 - Absentee Reporting	393	49	12.47		18	23	1	6						
100600 - Early Vote Reporting	393	171	43.51		89	70	4	6						
100700 1007	1309	183	13.98		58	107	4	12						
100700 - Absentee Reporting	1309	122	9.32		42	75	2	2						
100700 - Early Vote Reporting	1309	793	60.58		282	468	13	22						
100800 1008	193	40	20.73		17	13	4	6						
100800 - Absentee Reporting	193	19	9.84		8	8	0	3						
100800 - Early Vote Reporting	193	83	43.01		44	28	6	3						
101000 1010	1197	287	23.98		90	167	13	12						
101000 - Absentee Reporting	1197	111	9.27		46	54	2	6						
101000 - Early Vote Reporting	1197	634	52.97		309	270	23	28						
101100 1011	1068	164	15.36		79	52	14	15						
101100 - Absentee Reporting	1068	53	4.96		23	17	5	2						
101100 - Early Vote Reporting	1068	417	39.04		277	81	24	23						
101200 1012	310	77	24.84		33	35	3	6						
101200 - Absentee Reporting	310	23	7.42		16	5	2	0						
101200 - Early Vote Reporting	310	119	38.39		56	49	6	7						
101400 1014	1198	254	21.20		90	129	14	19						
101400 - Absentee Reporting	1198	133	11.10		45	77	6	2						
101400 - Early Vote Reporting	1198	626	52.25		312	256	28	24						
101500 1015	52	11	21.15		6	2	1	0						
101500 - Absentee Reporting	52	6	11.54		*****	*****								
101500 - Early Vote Reporting	52	15	28.85		10	1	1	3						
101600 1016	1072	300	27.99		113	136	21	25						
101600 - Absentee Reporting	1072	71	6.62		26	37	2	3						
101600 - Early Vote Reporting	1072	350	32.65		186	119	17	26						
101800 1018	1024	278	27.15		127	91	31	22						
101800 - Absentee Reporting	1024	54	5.27		31	13	3	2						
101800 - Early Vote Reporting	1024	355	34.67		222	90	14	24						
102000 1020	1109	204	18.39		54	120	15	12						
102000 - Absentee Reporting	1109	119	10.73		44	64	3	4						
102000 - Early Vote Reporting	1109	655	59.06		263	349	26	13						
102100 1021	0	0	0.00		0	0	0	0						
102100 - Absentee Reporting	0	0	0.00		0	0	0	0						
102100 - Early Vote Reporting	0	0	0.00		0	0	0	0						
102200 1022	919	145	15.78		39	91	6	6						
102200 - Absentee Reporting	919	81	8.81		25	48	3	5						
102200 - Early Vote Reporting	919	583	63.44		235	312	12	20						
102300 1023	659	85	12.90		21	56	2	6						
102300 - Absentee Reporting	659	95	14.42		30	62	0	1						
102300 - Early Vote Reporting	659	406	61.61		157	226	7	13						
102400 1024	1365	220	16.12		49	150	6	13						
102400 - Absentee Reporting	1365	137	10.04		53	74	1	7						
102400 - Early Vote Reporting	1365	849	62.20		340	467	13	18						
102600 1026	767	150	19.56		44	89	5	10						
102600 - Absentee Reporting	767	74	9.65		22	44	4	1						
102600 - Early Vote Reporting	767	446	58.15		201	201	19	18						

10-1-057

***** Insufficient Turnout to Protect Voter Privacy *****

WASHOE COUNTY Statement of Vote
GENERAL ELECTION

100003		NONPARTISAN U.S. SENATOR-2012													
	Registration	Ballots Cast	Turnout (%)		Berkley, Shelley	Heller, Dean	VanderBeek, David Lory	NONE OF THESE CANDIDATE							157
102700 1027	392	66	16.84		26	33	2	4							
102700 - Absentee Reporting	392	60	15.31		20	32	2	4							
102700 - Early Vote Reporting	392	210	53.57		112	86	6	5							
102900 1029	1360	267	19.63		81	157	12	14							
102900 - Absentee Reporting	1360	121	8.90		51	63	3	3							
102900 - Early Vote Reporting	1360	777	57.13		350	376	19	24							
103100 1031	731	170	23.26		48	105	12	5							
103100 - Absentee Reporting	731	76	10.40		29	42	1	3							
103100 - Early Vote Reporting	731	394	53.90		185	190	8	10							
103200 1032	581	151	25.99		39	96	6	10							
103200 - Absentee Reporting	581	60	10.33		21	28	2	7							
103200 - Early Vote Reporting	581	297	51.12		143	126	15	11							
103300 1033	1012	235	23.22		73	130	12	18							
103300 - Absentee Reporting	1012	115	11.36		47	50	6	9							
103300 - Early Vote Reporting	1012	506	50.00		264	200	18	20							
103500 1035	490	155	31.63		70	58	10	14							
103500 - Absentee Reporting	490	21	4.29		17	3	1	0							
103500 - Early Vote Reporting	490	214	43.67		137	47	7	22							
103600 1036	619	131	21.16		56	43	20	11							
103600 - Absentee Reporting	619	46	7.43		23	18	0	3							
103600 - Early Vote Reporting	619	305	49.27		195	83	14	7							
103800 1038	465	134	28.82		53	64	3	13							
103800 - Absentee Reporting	465	39	8.39		20	15	0	3							
103800 - Early Vote Reporting	465	253	54.41		119	120	7	7							
103900 1039	690	104	15.07		47	35	9	11							
103900 - Absentee Reporting	690	56	8.12		32	16	5	2							
103900 - Early Vote Reporting	690	188	27.25		109	56	13	6							
104000 1040	1	0	0.00		0	0	0	0							
104000 - Absentee Reporting	1	0	0.00		0	0	0	0							
104000 - Early Vote Reporting	1	0	0.00		0	0	0	0							
104300 1043	869	169	19.45		57	82	20	10							
104300 - Absentee Reporting	869	70	8.06		30	30	2	3							
104300 - Early Vote Reporting	869	353	40.62		188	120	16	21							
104400 1044	1180	252	21.36		89	122	15	24							
104400 - Absentee Reporting	1180	85	7.20		41	35	3	3							
104400 - Early Vote Reporting	1180	528	44.75		230	254	24	15							
104500 1045	606	137	22.61		41	70	7	16							
104500 - Absentee Reporting	606	70	11.55		34	26	4	5							
104500 - Early Vote Reporting	606	200	33.00		85	94	9	7							
104600 1046	96	23	23.96		7	14	1	1							
104600 - Absentee Reporting	96	14	14.58		1	11	1	1							
104600 - Early Vote Reporting	96	42	43.75		16	22	3	1							
104700 1047	315	54	17.14		6	42	1	4							
104700 - Absentee Reporting	315	46	14.60		9	33	0	0							
104700 - Early Vote Reporting	315	190	60.32		46	136	1	5							
104900 1049	1	0	0.00		0	0	0	0							
104900 - Absentee Reporting	1	0	0.00		0	0	0	0							
104900 - Early Vote Reporting	1	0	0.00		0	0	0	0							
105000 1050	0	0	0.00		0	0	0	0							
105000 - Absentee Reporting	0	0	0.00		0	0	0	0							
105000 - Early Vote Reporting	0	0	0.00		0	0	0	0							
105100 1051	1	0	0.00		0	0	0	0							
105100 - Absentee Reporting	1	0	0.00		0	0	0	0							
105100 - Early Vote Reporting	1	0	0.00		0	0	0	0							
105300 1053	414	74	17.87		25	40	4	2							
105300 - Absentee Reporting	414	29	7.00		8	21	0	0							
105300 - Early Vote Reporting	414	246	59.42		113	123	2	6							
105500 1055	1077	227	21.08		76	116	15	16							
105500 - Absentee Reporting	1077	78	7.24		31	35	7	3							
105500 - Early Vote Reporting	1077	542	50.32		254	225	32	23							

7501-01

WASHOE COUNTY Statement of Vote
GENERAL ELECTION

100003		NONPARTISAN U.S. SENATOR-2012													
		Registration	Ballots Cast	Turnout (%)	Berkley, Shelley	Heller, Dean	VanderBeek, David Lory	NONE OF THESE CANDIDATE							
105600	1056	974	207	21.25	68	112	14	12							
	- Absentee Reporting	974	71	7.29	39	20	6	4							
	- Early Vote Reporting	974	502	51.54	218	235	17	27							
105700	1057	1282	295	23.01	103	141	24	26							
	- Absentee Reporting	1282	82	6.40	32	43	1	6							
	- Early Vote Reporting	1282	582	45.40	272	234	31	37							
105800	1058	2	0	0.00	0	0	0	0							
	- Absentee Reporting	2	2	100.00	***** Insufficient Turnout to Protect Voter Privacy *****										*****
	- Early Vote Reporting	2	0	0.00	0	0	0	0							
105900	1059	0	0	0.00	0	0	0	0							
	- Absentee Reporting	0	0	0.00	0	0	0	0							
	- Early Vote Reporting	0	0	0.00	0	0	0	0							
106100	1061	0	0	0.00	0	0	0	0							
	- Absentee Reporting	0	0	0.00	0	0	0	0							
	- Early Vote Reporting	0	0	0.00	0	0	0	0							
200000	2000	407	89	21.87	32	44	4	9							
	- Absentee Reporting	407	28	6.88	10	12	3	2							
	- Early Vote Reporting	407	231	56.76	120	95	8	6							
200200	2002	0	0	0.00	0	0	0	0							
	- Absentee Reporting	0	0	0.00	0	0	0	0							
	- Early Vote Reporting	0	0	0.00	0	0	0	0							
200400	2004	877	138	15.74	61	45	6	17							
	- Absentee Reporting	877	59	6.73	30	22	2	4							
	- Early Vote Reporting	877	311	35.46	175	82	18	26							
200600	2006	909	231	25.41	79	126	13	13							
	- Absentee Reporting	909	106	11.66	32	67	1	2							
	- Early Vote Reporting	909	456	50.17	188	241	15	10							
200700	2007	72	9	12.50	***** Insufficient Turnout to Protect Voter Privacy *****										*****
	- Absentee Reporting	72	5	6.94	***** Insufficient Turnout to Protect Voter Privacy *****										*****
	- Early Vote Reporting	72	32	44.44	27	4	0	0							
200900	2009	335	42	12.54	23	13	2	2							
	- Absentee Reporting	335	23	6.87	13	9	0	1							
	- Early Vote Reporting	335	117	34.93	73	30	7	6							
201000	2010	228	94	41.23	31	41	8	6							
	- Absentee Reporting	228	34	14.91	8	24	0	2							
	- Early Vote Reporting	228	39	17.11	21	16	0	2							
201300	2013	376	72	19.15	16	50	2	4							
	- Absentee Reporting	376	53	14.10	26	22	0	3							
	- Early Vote Reporting	376	187	49.73	81	100	2	0							
201600	2016	462	124	26.84	34	80	7	3							
	- Absentee Reporting	462	74	16.02	22	40	4	4							
	- Early Vote Reporting	462	200	43.29	86	106	5	2							
201700	2017	728	131	17.99	40	68	9	9							
	- Absentee Reporting	728	80	10.99	40	33	3	3							
	- Early Vote Reporting	728	321	44.09	139	139	18	24							
201800	2018	1262	253	20.05	85	133	18	15							
	- Absentee Reporting	1262	78	6.18	35	28	5	5							
	- Early Vote Reporting	1262	638	50.55	305	262	31	33							
201900	2019	404	92	22.77	21	60	5	2							
	- Absentee Reporting	404	43	10.64	9	32	1	0							
	- Early Vote Reporting	404	217	53.71	74	129	6	7							
202000	2020	427	78	18.27	24	38	4	10							
	- Absentee Reporting	427	22	5.15	17	5	0	0							
	- Early Vote Reporting	427	158	37.00	77	60	6	10							
202100	2021	596	108	18.12	24	68	9	7							
	- Absentee Reporting	596	57	9.56	20	34	1	2							
	- Early Vote Reporting	596	329	55.20	119	184	14	10							
202200	2022	553	84	15.19	24	49	3	7							
	- Absentee Reporting	553	56	10.13	15	35	0	4							
	- Early Vote Reporting	553	320	57.87	95	198	16	4							

10-1-05-4

WASHOE COUNTY Statement of Vote
GENERAL ELECTION

November 6, 2012

100003		NONPARTISAN U.S. SENATOR-2012													
	Registration	Ballots Cast	Turnout (%)		Berkley, Shelley	Heller, Dean	VanderBeek, David Lory	NONE OF THESE CANDIDATE							
202300 2023	1059	242	22.85		78	123	18	17							
202300 - Absentee Reporting	1059	53	5.00		23	19	3	4							
202300 - Early Vote Reporting	1059	454	42.87		216	179	24	30							
202500 2025	479	66	13.78		13	47	3	2							
202500 - Absentee Reporting	479	74	15.45		25	45	1	3							
202500 - Early Vote Reporting	479	269	56.16		82	171	7	8							
202600 2026	330	82	24.85		28	41	8	4							
202600 - Absentee Reporting	330	26	7.88		9	15	1	1							
202600 - Early Vote Reporting	330	151	45.76		81	61	4	4							
202700 2027	550	91	16.55		22	59	6	3							
202700 - Absentee Reporting	550	74	13.45		27	41	1	5							
202700 - Early Vote Reporting	550	313	56.91		119	177	7	10							
202800 2028	822	163	19.83		37	111	4	11							
202800 - Absentee Reporting	822	109	13.26		34	70	1	1							
202800 - Early Vote Reporting	822	438	53.28		148	261	9	15							
202900 2029	646	111	17.18		31	73	2	4							
202900 - Absentee Reporting	646	76	11.76		19	54	0	3							
202900 - Early Vote Reporting	646	326	50.46		130	170	13	8							
203000 2030	576	124	21.53		32	76	6	8							
203000 - Absentee Reporting	576	52	9.03		16	30	2	4							
203000 - Early Vote Reporting	576	302	52.43		117	157	17	9							
203100 2031	1015	178	17.54		39	115	10	12							
203100 - Absentee Reporting	1015	138	13.60		50	75	4	6							
203100 - Early Vote Reporting	1015	562	55.37		194	318	18	26							
203200 2032	933	248	26.58		113	101	12	18							
203200 - Absentee Reporting	933	45	4.82		17	27	0	1							
203200 - Early Vote Reporting	933	342	36.66		177	130	13	21							
203300 2033	848	161	18.99		42	99	10	6							
203300 - Absentee Reporting	848	61	7.19		18	39	0	3							
203300 - Early Vote Reporting	848	489	57.67		174	285	14	11							
203400 2034	479	70	14.61		14	55	0	1							
203400 - Absentee Reporting	479	60	12.53		6	52	0	1							
203400 - Early Vote Reporting	479	286	59.71		61	209	1	12							
203500 2035	797	145	18.19		38	93	9	3							
203500 - Absentee Reporting	797	108	13.55		34	66	3	3							
203500 - Early Vote Reporting	797	403	50.56		116	262	12	8							
203600 2036	905	163	18.01		45	95	11	11							
203600 - Absentee Reporting	905	100	11.05		46	40	10	2							
203600 - Early Vote Reporting	905	490	54.14		197	249	22	15							
203700 2037	295	46	15.59		8	29	4	4							
203700 - Absentee Reporting	295	51	17.29		15	30	2	4							
203700 - Early Vote Reporting	295	166	56.27		50	105	5	5							
203900 2039	622	133	21.38		58	50	9	15							
203900 - Absentee Reporting	622	51	8.20		24	22	2	3							
203900 - Early Vote Reporting	622	223	35.85		120	73	13	12							
204000 2040	473	76	16.07		27	35	6	8							
204000 - Absentee Reporting	473	49	10.36		20	24	2	1							
204000 - Early Vote Reporting	473	253	53.49		113	113	6	16							
204100 2041	718	193	26.88		39	122	14	15							
204100 - Absentee Reporting	718	53	7.38		21	27	4	1							
204100 - Early Vote Reporting	718	349	48.61		118	200	14	16							
204200 2042	1173	285	24.30		88	169	11	16							
204200 - Absentee Reporting	1173	58	4.94		25	28	3	2							
204200 - Early Vote Reporting	1173	580	49.45		242	291	28	16							
204300 2043	2	0	0.00		0	0	0	0							
204300 - Absentee Reporting	2	0	0.00		0	0	0	0							
204300 - Early Vote Reporting	2	1	50.00		*****	*****	*****	*****							
204400 2044	13	5	38.46		*****	*****	*****	*****							
204400 - Absentee Reporting	13	2	15.38		*****	*****	*****	*****							
204400 - Early Vote Reporting	13	2	15.38		*****	*****	*****	*****							

10-11-57

Insufficient Turnout to Protect Voter Privacy
Insufficient Turnout to Protect Voter Privacy
Insufficient Turnout to Protect Voter Privacy
Insufficient Turnout to Protect Voter Privacy

WASHOE COUNTY Statement of Vote
GENERAL ELECTION

100003		NONPARTISAN U.S. SENATOR-2012													
		Registration	Ballots Cast	Turnout (%)	Berkley, Shelley	Heller, Dean	VanderBeek, David Lory	NONE OF THESE CANDIDATE							157
204500	2045	0	0	0.00	0	0	0	0							
	204500 - Absentee Reporting	0	0	0.00	0	0	0	0							
	204500 - Early Vote Reporting	0	0	0.00	0	0	0	0							
204600	2046	3	3	100.00	***** Insufficient Turnout to Protect Voter Privacy *****										
	204600 - Absentee Reporting	3	0	0.00	0	0	0	0							
	204600 - Early Vote Reporting	3	0	0.00	0	0	0	0							
204700	2047	1242	325	26.17	78	204	20	20							
	204700 - Absentee Reporting	1242	68	5.48	27	36	2	2							
	204700 - Early Vote Reporting	1242	663	53.38	230	376	17	37							
204800	2048	0	0	0.00	0	0	0	0							
	204800 - Absentee Reporting	0	0	0.00	0	0	0	0							
	204800 - Early Vote Reporting	0	0	0.00	0	0	0	0							
204900	2049	832	149	17.91	57	64	14	10							
	204900 - Absentee Reporting	832	71	8.53	31	29	7	1							
	204900 - Early Vote Reporting	832	356	42.79	174	131	21	26							
205000	2050	588	129	21.94	38	87	3	1							
	205000 - Absentee Reporting	588	79	13.44	29	45	5	0							
	205000 - Early Vote Reporting	588	309	52.55	138	157	7	6							
205100	2051	0	0	0.00	0	0	0	0							
	205100 - Absentee Reporting	0	0	0.00	0	0	0	0							
	205100 - Early Vote Reporting	0	0	0.00	0	0	0	0							
205300	2053	0	0	0.00	0	0	0	0							
	205300 - Absentee Reporting	0	0	0.00	0	0	0	0							
	205300 - Early Vote Reporting	0	0	0.00	0	0	0	0							
205400	2054	0	0	0.00	0	0	0	0							
	205400 - Absentee Reporting	0	0	0.00	0	0	0	0							
	205400 - Early Vote Reporting	0	0	0.00	0	0	0	0							
205500	2055	953	241	25.29	64	147	19	11							
	205500 - Absentee Reporting	953	61	6.40	17	35	4	2							
	205500 - Early Vote Reporting	953	519	54.46	178	312	11	13							
205700	2057	1	0	0.00	0	0	0	0							
	205700 - Absentee Reporting	1	0	0.00	0	0	0	0							
	205700 - Early Vote Reporting	1	0	0.00	0	0	0	0							
205800	2058	1446	405	28.01	95	266	20	16							
	205800 - Absentee Reporting	1446	116	8.02	37	71	2	3							
	205800 - Early Vote Reporting	1446	699	48.34	247	398	19	32							
205900	2059	225	46	20.44	12	30	3	1							
	205900 - Absentee Reporting	225	25	11.11	11	10	2	1							
	205900 - Early Vote Reporting	225	119	52.89	47	66	1	4							
206000	2060	0	0	0.00	0	0	0	0							
	206000 - Absentee Reporting	0	0	0.00	0	0	0	0							
	206000 - Early Vote Reporting	0	0	0.00	0	0	0	0							
206100	2061	0	0	0.00	0	0	0	0							
	206100 - Absentee Reporting	0	0	0.00	0	0	0	0							
	206100 - Early Vote Reporting	0	0	0.00	0	0	0	0							
206200	2062	0	0	0.00	0	0	0	0							
	206200 - Absentee Reporting	0	0	0.00	0	0	0	0							
	206200 - Early Vote Reporting	0	0	0.00	0	0	0	0							
206300	2063	4	0	0.00	0	0	0	0							
	206300 - Absentee Reporting	4	1	25.00	***** Insufficient Turnout to Protect Voter Privacy *****										
	206300 - Early Vote Reporting	4	3	75.00	***** Insufficient Turnout to Protect Voter Privacy *****										
206400	2064	0	0	0.00	0	0	0	0							
	206400 - Absentee Reporting	0	0	0.00	0	0	0	0							
	206400 - Early Vote Reporting	0	0	0.00	0	0	0	0							
206500	2065	4	3	75.00	***** Insufficient Turnout to Protect Voter Privacy *****										
	206500 - Absentee Reporting	4	0	0.00	0	0	0	0							
	206500 - Early Vote Reporting	4	0	0.00	0	0	0	0							
206600	2066	0	0	0.00	0	0	0	0							
	206600 - Absentee Reporting	0	0	0.00	0	0	0	0							
	206600 - Early Vote Reporting	0	0	0.00	0	0	0	0							

1011-101

WASHOE COUNTY Statement of Vote
GENERAL ELECTION

100003		NONPARTISAN U.S. SENATOR-2012											
	Registration	Ballots Cast	Turnout (%)	Berkley, Shelley	Heller, Dean	VanderBeek, David Lory	NONE OF THESE CANDIDATE						
206700 2067	0	0	0.00	0	0	0	0						
206700 - Absentee Reporting	0	0	0.00	0	0	0	0						
206700 - Early Vote Reporting	0	0	0.00	0	0	0	0						
206800 2068	6	3	50.00	*****	*****	*****	*****	Insufficient Turnout to Protect Voter Privacy	*****				
206800 - Absentee Reporting	6	1	16.67	*****	*****	*****	*****	Insufficient Turnout to Protect Voter Privacy	*****				
206800 - Early Vote Reporting	6	1	16.67	*****	*****	*****	*****	Insufficient Turnout to Protect Voter Privacy	*****				
206900 2069	2	2	100.00	*****	*****	*****	*****	Insufficient Turnout to Protect Voter Privacy	*****				
206900 - Absentee Reporting	2	0	0.00	0	0	0	0						
206900 - Early Vote Reporting	2	0	0.00	0	0	0	0						
207000 2070	0	0	0.00	0	0	0	0						
207000 - Absentee Reporting	0	0	0.00	0	0	0	0						
207000 - Early Vote Reporting	0	0	0.00	0	0	0	0						
207200 2072	3	0	0.00	0	0	0	0						
207200 - Absentee Reporting	3	0	0.00	0	0	0	0						
207200 - Early Vote Reporting	3	3	100.00	*****	*****	*****	*****	Insufficient Turnout to Protect Voter Privacy	*****				
207300 2073	2	0	0.00	0	0	0	0						
207300 - Absentee Reporting	2	1	50.00	*****	*****	*****	*****	Insufficient Turnout to Protect Voter Privacy	*****				
207300 - Early Vote Reporting	2	1	50.00	*****	*****	*****	*****	Insufficient Turnout to Protect Voter Privacy	*****				
207400 2074	0	0	0.00	0	0	0	0						
207400 - Absentee Reporting	0	0	0.00	0	0	0	0						
207400 - Early Vote Reporting	0	0	0.00	0	0	0	0						
207500 2075	28	7	25.00	*****	*****	*****	*****	Insufficient Turnout to Protect Voter Privacy	*****				
207500 - Absentee Reporting	28	0	0.00	0	0	0	0						
207500 - Early Vote Reporting	28	19	67.86	7	12	0	0						
207600 2076	2	0	0.00	0	0	0	0						
207600 - Absentee Reporting	2	2	100.00	*****	*****	*****	*****	Insufficient Turnout to Protect Voter Privacy	*****				
207600 - Early Vote Reporting	2	0	0.00	0	0	0	0						
207700 2077	2	1	50.00	*****	*****	*****	*****	Insufficient Turnout to Protect Voter Privacy	*****				
207700 - Absentee Reporting	2	0	0.00	0	0	0	0						
207700 - Early Vote Reporting	2	1	50.00	*****	*****	*****	*****	Insufficient Turnout to Protect Voter Privacy	*****				
207800 2078	0	0	0.00	0	0	0	0						
207800 - Absentee Reporting	0	0	0.00	0	0	0	0						
207800 - Early Vote Reporting	0	0	0.00	0	0	0	0						
207900 2079	2	0	0.00	0	0	0	0						
207900 - Absentee Reporting	2	0	0.00	0	0	0	0						
207900 - Early Vote Reporting	2	2	100.00	*****	*****	*****	*****	Insufficient Turnout to Protect Voter Privacy	*****				
208000 2080	962	212	22.04	68	122	10	10						
208000 - Absentee Reporting	962	90	9.36	33	45	7	3						
208000 - Early Vote Reporting	962	434	45.11	163	231	16	18						
300100 3001	546	88	16.12	49	21	11	4						
300100 - Absentee Reporting	546	55	10.07	31	12	5	3						
300100 - Early Vote Reporting	546	184	33.70	100	50	17	8						
300200 3002	12	1	8.33	*****	*****	*****	*****	Insufficient Turnout to Protect Voter Privacy	*****				
300200 - Absentee Reporting	12	3	25.00	*****	*****	*****	*****	Insufficient Turnout to Protect Voter Privacy	*****				
300200 - Early Vote Reporting	12	5	41.67	*****	*****	*****	*****	Insufficient Turnout to Protect Voter Privacy	*****				
300300 3003	3	0	0.00	0	0	0	0						
300300 - Absentee Reporting	3	3	100.00	*****	*****	*****	*****	Insufficient Turnout to Protect Voter Privacy	*****				
300300 - Early Vote Reporting	3	0	0.00	0	0	0	0						
300400 3004	608	182	29.93	86	74	9	12						
300400 - Absentee Reporting	608	50	8.22	30	11	4	3						
300400 - Early Vote Reporting	608	235	38.65	146	50	21	13						
300500 3005	85	15	17.65	7	4	2	0						
300500 - Absentee Reporting	85	7	8.24	*****	*****	*****	*****	Insufficient Turnout to Protect Voter Privacy	*****				
300500 - Early Vote Reporting	85	23	27.06	16	4	1	2						
300600 3006	66	6	9.09	*****	*****	*****	*****	Insufficient Turnout to Protect Voter Privacy	*****				
300600 - Absentee Reporting	66	12	18.18	3	6	1	2						
300600 - Early Vote Reporting	66	37	56.06	21	15	1	0						
300700 3007	1087	237	21.80	112	84	17	11						
300700 - Absentee Reporting	1087	67	6.16	26	25	8	4						
300700 - Early Vote Reporting	1087	477	43.88	309	106	21	25						

12/10/12

WASHOE COUNTY Statement of Vote
GENERAL ELECTION

100003		NONPARTISAN U.S. SENATOR-2012												
	Registration	Ballots Cast	Turnout (%)		Berkley, Shelley	Heller, Dean	VanderBeek, David Lowy	NONE OF THESE CANDIDATE						
300800 3008	584	95	16.27		59	21	7	5						
300800 - Absentee Reporting	584	46	7.88		29	13	3	1						
300800 - Early Vote Reporting	584	197	33.73		108	55	19	10						
300900 3009	1308	267	20.41		131	84	28	20						
300900 - Absentee Reporting	1308	96	7.34		45	25	11	11						
300900 - Early Vote Reporting	1308	459	35.09		274	114	24	33						
301000 3010	1181	232	19.64		116	80	17	15						
301000 - Absentee Reporting	1181	90	7.62		38	31	7	9						
301000 - Early Vote Reporting	1181	466	39.46		282	108	36	31						
301100 3011	369	67	18.16		33	22	6	5						
301100 - Absentee Reporting	369	26	7.05		15	2	2	3						
301100 - Early Vote Reporting	369	116	31.44		76	24	8	5						
301200 3012	1026	209	20.37		105	57	22	19						
301200 - Absentee Reporting	1026	61	5.95		40	14	2	5						
301200 - Early Vote Reporting	1026	384	37.43		240	86	29	20						
301300 3013	7	0	0.00		0	0	0	0						
301300 - Absentee Reporting	7	3	42.86		*****									
301300 - Early Vote Reporting	7	2	28.57		*****									
301400 3014	83	18	21.69		9	7	2	0						
301400 - Absentee Reporting	83	8	9.64		*****									
301400 - Early Vote Reporting	83	35	42.17		16	9	4	5						
301500 3015	53	6	11.32		*****									
301500 - Absentee Reporting	53	0	0.00		0	0	0	0						
301500 - Early Vote Reporting	53	8	15.09		*****									
301600 3016	1155	307	26.58		165	102	19	18						
301600 - Absentee Reporting	1155	74	6.41		36	28	4	3						
301600 - Early Vote Reporting	1155	460	39.83		257	129	31	26						
301700 3017	1005	221	21.99		132	45	21	18						
301700 - Absentee Reporting	1005	92	9.15		55	24	7	2						
301700 - Early Vote Reporting	1005	402	40.00		259	88	16	19						
301800 3018	1000	211	21.10		102	62	21	20						
301800 - Absentee Reporting	1000	47	4.70		24	13	7	2						
301800 - Early Vote Reporting	1000	415	41.50		300	64	21	18						
301900 3019	713	111	15.57		55	36	7	10						
301900 - Absentee Reporting	713	40	5.61		22	12	2	2						
301900 - Early Vote Reporting	713	313	43.90		182	84	17	16						
302000 3020	582	106	18.21		43	39	10	13						
302000 - Absentee Reporting	582	28	4.81		15	8	3	2						
302000 - Early Vote Reporting	582	240	41.24		132	59	19	23						
302100 3021	14	3	21.43		*****									
302100 - Absentee Reporting	14	2	14.29		*****									
302100 - Early Vote Reporting	14	7	50.00		*****									
302200 3022	979	222	22.68		87	87	26	18						
302200 - Absentee Reporting	979	56	5.72		25	22	1	5						
302200 - Early Vote Reporting	979	486	49.64		237	192	27	24						
302300 3023	441	130	29.48		63	39	14	12						
302300 - Absentee Reporting	441	26	5.90		10	11	3	1						
302300 - Early Vote Reporting	441	141	31.97		79	42	9	8						
302400 3024	1105	172	15.57		60	76	9	21						
302400 - Absentee Reporting	1105	64	5.79		31	23	3	3						
302400 - Early Vote Reporting	1105	636	57.56		276	266	45	39						
302500 3025	5	0	0.00		0	0	0	0						
302500 - Absentee Reporting	5	0	0.00		0	0	0	0						
302500 - Early Vote Reporting	5	5	100.00		*****									
302600 3026	1303	205	15.73		54	101	23	21						
302600 - Absentee Reporting	1303	134	10.28		66	58	1	5						
302600 - Early Vote Reporting	1303	661	50.73		302	293	31	29						
302700 3027	12	3	25.00		*****									
302700 - Absentee Reporting	12	2	16.67		*****									
302700 - Early Vote Reporting	12	5	41.67		*****									

12-1057

WASHOE COUNTY Statement of Vote
GENERAL ELECTION

100003		NONPARTISAN U.S. SENATOR-2012												
		Registration	Ballots Cast	Turnout (%)	Berkley, Shelley	Heller, Dean	VanderBeek, David Lory	NONE OF THESE CANDIDATE						
302800	3028	298	82	27.52	52	19	4	1						
302800	- Absentee Reporting	298	8	2.68	*****			Insufficient Turnout to Protect Voter Privacy						*****
302800	- Early Vote Reporting	298	119	39.93	82	21	0	11						
302900	3029	339	38	11.21	13	22	1	2						
302900	- Absentee Reporting	339	25	7.37	9	13	2	0						
302900	- Early Vote Reporting	339	204	60.18	83	98	12	6						
303000	3030	577	116	20.10	50	56	2	7						
303000	- Absentee Reporting	577	47	8.15	19	22	1	2						
303000	- Early Vote Reporting	577	294	50.95	119	147	12	15						
303100	3031	583	89	15.27	26	50	4	8						
303100	- Absentee Reporting	583	14	2.40	9	4	0	0						
303100	- Early Vote Reporting	583	262	44.94	126	99	16	18						
303200	3032	706	103	14.59	24	65	9	5						
303200	- Absentee Reporting	706	61	8.64	27	25	1	4						
303200	- Early Vote Reporting	706	427	60.48	164	225	22	11						
303300	3033	188	33	17.55	10	15	5	3						
303300	- Absentee Reporting	188	8	4.26	*****			Insufficient Turnout to Protect Voter Privacy						*****
303300	- Early Vote Reporting	188	73	38.83	28	29	7	7						
303400	3034	0	0	0.00	0	0	0	0						
303400	- Absentee Reporting	0	0	0.00	0	0	0	0						
303400	- Early Vote Reporting	0	1	0.00	*****			Insufficient Turnout to Protect Voter Privacy						*****
303500	3035	0	0	0.00	0	0	0	0						
303500	- Absentee Reporting	0	0	0.00	0	0	0	0						
303500	- Early Vote Reporting	0	0	0.00	0	0	0	0						
303600	3036	246	58	23.58	35	9	7	6						
303600	- Absentee Reporting	246	13	5.28	6	6	1	0						
303600	- Early Vote Reporting	246	84	34.15	43	19	9	9						
303800	3038	472	163	34.53	37	102	9	14						
303800	- Absentee Reporting	472	21	4.45	6	14	0	1						
303800	- Early Vote Reporting	472	212	44.92	97	102	5	8						
303900	3039	2	0	0.00	0	0	0	0						
303900	- Absentee Reporting	2	0	0.00	0	0	0	0						
303900	- Early Vote Reporting	2	2	100.00	*****			Insufficient Turnout to Protect Voter Privacy						*****
304000	3040	482	88	18.26	54	19	7	7						
304000	- Absentee Reporting	482	27	5.60	21	3	1	1						
304000	- Early Vote Reporting	482	183	37.97	128	28	10	8						
400000	4000	788	162	20.56	78	55	9	17						
400000	- Absentee Reporting	788	37	4.70	18	15	1	3						
400000	- Early Vote Reporting	788	284	36.04	166	68	22	21						
400300	4003	834	195	23.38	70	84	16	19						
400300	- Absentee Reporting	834	78	9.35	30	35	6	5						
400300	- Early Vote Reporting	834	353	42.33	194	122	11	15						
400500	4005	536	112	20.90	49	44	11	7						
400500	- Absentee Reporting	536	41	7.65	21	16	3	0						
400500	- Early Vote Reporting	536	177	33.02	94	56	11	12						
400700	4007	16	4	25.00	*****			Insufficient Turnout to Protect Voter Privacy						*****
400700	- Absentee Reporting	16	1	6.25	*****			Insufficient Turnout to Protect Voter Privacy						*****
400700	- Early Vote Reporting	16	3	18.75	*****			Insufficient Turnout to Protect Voter Privacy						*****
400800	4008	0	0	0.00	0	0	0	0						
400800	- Absentee Reporting	0	0	0.00	0	0	0	0						
400800	- Early Vote Reporting	0	0	0.00	0	0	0	0						
400900	4009	459	127	27.67	44	64	8	9						
400900	- Absentee Reporting	459	51	11.11	21	22	1	4						
400900	- Early Vote Reporting	459	163	35.51	73	65	13	10						
401200	4012	814	211	25.92	79	87	17	25						
401200	- Absentee Reporting	814	43	5.28	13	28	1	0						
401200	- Early Vote Reporting	814	286	35.14	160	98	6	18						
401400	4014	1055	201	19.05	70	92	17	21						
401400	- Absentee Reporting	1055	77	7.30	33	34	2	5						
401400	- Early Vote Reporting	1055	493	46.73	251	176	28	31						

12-10-12

WASHOE COUNTY Statement of Vote
GENERAL ELECTION

November 6, 2012

100003		NONPARTISAN U.S. SENATOR-2012												
		Registration	Ballots Cast	Turnout (%)	Berkley, Shelley	Heller, Dean	VanderBeek, David Lory	NONE OF THESE CANDIDATE						
401500	4015	0	0	0.00	0	0	0	0						
401500	- Absentee Reporting	0	0	0.00	0	0	0	0						
401500	- Early Vote Reporting	0	0	0.00	0	0	0	0						
401600	4016	1209	291	24.07	107	150	16	15						
401600	- Absentee Reporting	1209	74	6.12	42	18	7	5						
401600	- Early Vote Reporting	1209	461	38.13	227	176	23	25						
401700	4017	1019	286	28.07	110	123	25	22						
401700	- Absentee Reporting	1019	47	4.61	27	17	1	1						
401700	- Early Vote Reporting	1019	355	34.84	194	120	19	19						
401800	4018	0	0	0.00	0	0	0	0						
401800	- Absentee Reporting	0	0	0.00	0	0	0	0						
401800	- Early Vote Reporting	0	0	0.00	0	0	0	0						
401900	4019	874	237	27.12	97	100	21	14						
401900	- Absentee Reporting	874	44	5.03	20	17	3	2						
401900	- Early Vote Reporting	874	283	32.38	144	102	14	20						
402000	4020	333	91	27.33	38	29	10	11						
402000	- Absentee Reporting	333	17	5.11	8	7	1	1						
402000	- Early Vote Reporting	333	116	34.83	63	32	5	14						
402100	4021	202	55	27.23	12	34	0	7						
402100	- Absentee Reporting	202	18	8.91	6	11	0	1						
402100	- Early Vote Reporting	202	90	44.55	31	51	5	3						
402200	4022	90	10	11.11	6	1	2	1						
402200	- Absentee Reporting	90	12	13.33	9	1	2	0						
402200	- Early Vote Reporting	90	51	56.67	31	16	1	3						
402300	4023	605	116	19.17	38	61	11	5						
402300	- Absentee Reporting	605	56	9.26	21	25	7	0						
402300	- Early Vote Reporting	605	271	44.79	130	100	17	18						
402400	4024	479	127	26.51	41	63	12	11						
402400	- Absentee Reporting	479	26	5.43	13	13	0	0						
402400	- Early Vote Reporting	479	177	36.95	64	85	16	8						
402500	4025	732	181	24.73	57	97	13	12						
402500	- Absentee Reporting	732	67	9.15	15	41	7	3						
402500	- Early Vote Reporting	732	280	38.25	111	133	18	13						
402600	4026	4	0	0.00	0	0	0	0						
402600	- Absentee Reporting	4	4	100.00										
402600	- Early Vote Reporting	4	1	25.00										
402800	4028	0	0	0.00	0	0	0	0						
402800	- Absentee Reporting	0	0	0.00	0	0	0	0						
402800	- Early Vote Reporting	0	0	0.00	0	0	0	0						
402900	4029	0	0	0.00	0	0	0	0						
402900	- Absentee Reporting	0	0	0.00	0	0	0	0						
402900	- Early Vote Reporting	0	0	0.00	0	0	0	0						
403200	4032	1155	326	28.23	104	184	14	22						
403200	- Absentee Reporting	1155	96	8.31	39	44	8	4						
403200	- Early Vote Reporting	1155	505	43.72	211	235	28	25						
403300	4033	1101	260	23.61	93	139	14	10						
403300	- Absentee Reporting	1101	96	8.72	46	44	3	2						
403300	- Early Vote Reporting	1101	544	49.41	245	249	26	17						
403500	4035	1381	375	27.15	125	197	23	25						
403500	- Absentee Reporting	1381	79	5.72	32	35	7	1						
403500	- Early Vote Reporting	1381	559	40.48	200	284	28	33						
403600	4036	705	172	24.40	65	81	12	11						
403600	- Absentee Reporting	705	40	5.67	17	22	0	1						
403600	- Early Vote Reporting	705	308	43.69	125	146	22	12						
403700	4037	1006	269	26.74	86	147	15	20						
403700	- Absentee Reporting	1006	68	6.76	35	26	4	2						
403700	- Early Vote Reporting	1006	418	41.55	164	210	23	18						
403800	4038	553	150	27.12	58	67	9	16						
403800	- Absentee Reporting	553	61	11.03	25	22	8	5						
403800	- Early Vote Reporting	553	217	39.24	103	91	10	11						

12-10-12

Insufficient Turnout to Protect Voter Privacy

WASHOE COUNTY Statement of Vote
GENERAL ELECTION

November 6, 2012

NONPARTISAN U.S. SENATOR-2012

100003	Registration	Ballots Cast	Turnout (%)	Berkley, Shelley	Heller, Dean	VanderBeek, David Lory	NONE OF THESE CANDIDATE								
403900 4039	1231	337	27.38	112	183	17	16								
403900 - Absentee Reporting	1231	83	6.74	40	28	6	7								
403900 - Early Vote Reporting	1231	509	41.35	248	204	23	26								
404000 4040	1	0	0.00	0	0	0	0								
404000 - Absentee Reporting	1	0	0.00	0	0	0	0								
404000 - Early Vote Reporting	1	0	0.00	0	0	0	0								
404100 4041	1284	382	29.75	127	174	41	33								
404100 - Absentee Reporting	1284	64	4.98	28	27	4	2								
404100 - Early Vote Reporting	1284	455	35.44	213	173	36	27								
404200 4042	0	0	0.00	0	0	0	0								
404200 - Absentee Reporting	0	0	0.00	0	0	0	0								
404200 - Early Vote Reporting	0	0	0.00	0	0	0	0								
404300 4043	41	11	26.83	1	9	1	0								
404300 - Absentee Reporting	41	2	4.88	*****				Insufficient Turnout to Protect Voter Privacy				*****			
404300 - Early Vote Reporting	41	22	53.66	2	18	0	1								
404500 4045	729	179	24.55	68	80	17	13								
404500 - Absentee Reporting	729	22	3.02	4	16	2	0								
404500 - Early Vote Reporting	729	243	33.33	112	104	10	15								
404600 4046	77	13	16.88	6	7	0	0								
404600 - Absentee Reporting	77	3	3.90	*****				Insufficient Turnout to Protect Voter Privacy				*****			
404600 - Early Vote Reporting	77	25	32.47	12	9	1	3								
404700 4047	63	24	38.10	13	9	1	1								
404700 - Absentee Reporting	63	5	7.94	*****				Insufficient Turnout to Protect Voter Privacy				*****			
404700 - Early Vote Reporting	63	25	39.68	7	16	2	0								
405000 4050	0	0	0.00	0	0	0	0								
405000 - Absentee Reporting	0	0	0.00	0	0	0	0								
405000 - Early Vote Reporting	0	0	0.00	0	0	0	0								
405100 4051	0	0	0.00	0	0	0	0								
405100 - Absentee Reporting	0	0	0.00	0	0	0	0								
405100 - Early Vote Reporting	0	0	0.00	0	0	0	0								
405200 4052	0	0	0.00	0	0	0	0								
405200 - Absentee Reporting	0	0	0.00	0	0	0	0								
405200 - Early Vote Reporting	0	0	0.00	0	0	0	0								
405300 4053	1373	309	22.51	144	87	24	41								
405300 - Absentee Reporting	1373	46	3.35	23	14	1	6								
405300 - Early Vote Reporting	1373	473	34.45	297	103	21	41								
500000 5000	720	200	27.78	92	79	12	14								
500000 - Absentee Reporting	720	53	7.36	27	21	1	2								
500000 - Early Vote Reporting	720	306	42.50	179	97	10	15								
500300 5003	54	15	27.78	7	6	1	1								
500300 - Absentee Reporting	54	6	11.11	*****				Insufficient Turnout to Protect Voter Privacy				*****			
500300 - Early Vote Reporting	54	19	35.19	10	8	1	0								
500500 5005	1335	155	11.61	58	55	21	21								
500500 - Absentee Reporting	1335	94	7.04	48	26	6	6								
500500 - Early Vote Reporting	1335	288	21.57	169	89	9	15								
500600 5006	1197	351	29.32	141	156	23	28								
500600 - Absentee Reporting	1197	82	6.85	40	36	2	4								
500600 - Early Vote Reporting	1197	559	46.70	315	200	15	25								
500700 5007	75	15	20.00	3	9	1	2								
500700 - Absentee Reporting	75	11	14.67	5	4	2	0								
500700 - Early Vote Reporting	75	36	48.00	20	12	1	0								
500800 5008	681	164	24.08	67	65	16	13								
500800 - Absentee Reporting	681	51	7.49	28	13	2	4								
500800 - Early Vote Reporting	681	256	37.59	156	79	10	9								
500900 5009	705	184	26.10	87	74	11	11								
500900 - Absentee Reporting	705	33	4.68	17	9	2	2								
500900 - Early Vote Reporting	705	284	40.28	165	83	18	16								
501000 5010	1237	345	27.89	155	138	20	27								
501000 - Absentee Reporting	1237	47	3.80	23	20	1	1								
501000 - Early Vote Reporting	1237	435	35.17	245	127	26	31								

10-1057

WASHOE COUNTY Statement of Vote
GENERAL ELECTION

NONPARTISAN U.S. SENATOR-2012

100003

	Registration	Ballots Cast	Turnout (%)		Berkley, Shelley	Heller, Dean	VanderBeek, David Lory	NONE OF THESE CANDIDATE								
501100 5011	870	191	21.95		56	110	9	13								
501100 - Absentee Reporting	870	70	8.05		33	29	2	2								
501100 - Early Vote Reporting	870	461	52.99		233	194	19	10								
501200 5012	470	106	22.55		43	50	4	6								
501200 - Absentee Reporting	470	35	7.45		16	16	0	2								
501200 - Early Vote Reporting	470	222	47.23		107	93	8	9								
501400 5014	774	139	17.96		52	70	9	6								
501400 - Absentee Reporting	774	58	7.49		22	31	1	3								
501400 - Early Vote Reporting	774	448	57.88		194	219	15	19								
501500 5015	0	0	0.00		0	0	0	0								
501500 - Absentee Reporting	0	0	0.00		0	0	0	0								
501500 - Early Vote Reporting	0	0	0.00		0	0	0	0								
501600 5016	1150	282	24.52		111	137	23	11								
501600 - Absentee Reporting	1150	113	9.83		31	66	9	5								
501600 - Early Vote Reporting	1150	480	41.74		224	205	21	24								
501800 5018	1015	244	24.04		91	119	17	14								
501800 - Absentee Reporting	1015	81	7.98		28	41	4	4								
501800 - Early Vote Reporting	1015	473	46.60		227	179	35	25								
502000 5020	306	48	15.69		19	17	5	4								
502000 - Absentee Reporting	306	36	11.76		15	15	3	3								
502000 - Early Vote Reporting	306	85	27.78		42	30	5	5								
502200 5022	958	273	28.50		104	134	22	13								
502200 - Absentee Reporting	958	62	6.47		26	23	10	2								
502200 - Early Vote Reporting	958	429	44.78		229	158	21	15								
502300 5023	0	0	0.00		0	0	0	0								
502300 - Absentee Reporting	0	0	0.00		0	0	0	0								
502300 - Early Vote Reporting	0	0	0.00		0	0	0	0								
502400 5024	1198	366	30.55		148	176	26	15								
502400 - Absentee Reporting	1198	91	7.60		46	33	4	5								
502400 - Early Vote Reporting	1198	452	37.73		236	166	26	19								
502600 5026	1117	252	22.56		108	109	19	14								
502600 - Absentee Reporting	1117	129	11.55		65	50	4	6								
502600 - Early Vote Reporting	1117	463	41.45		236	164	22	32								
502700 5027	1632	347	21.26		123	151	20	43								
502700 - Absentee Reporting	1632	35	2.14		18	10	2	4								
502700 - Early Vote Reporting	1632	626	38.36		348	175	26	63								
503000 5030	1260	290	23.02		79	177	14	16								
503000 - Absentee Reporting	1260	82	6.51		25	44	9	2								
503000 - Early Vote Reporting	1260	644	51.11		283	314	19	20								
503100 5031	12	2	16.67		*****	*****	*****	*****								
503100 - Absentee Reporting	12	0	0.00		0	0	0	0								
503100 - Early Vote Reporting	12	9	75.00		*****	*****	*****	*****								
503200 5032	445	93	20.90		20	59	5	7								
503200 - Absentee Reporting	445	27	6.07		7	14	6	0								
503200 - Early Vote Reporting	445	236	53.03		73	147	5	9								
503300 5033	816	219	26.84		88	100	16	14								
503300 - Absentee Reporting	816	60	7.35		27	22	4	6								
503300 - Early Vote Reporting	816	368	45.10		191	140	19	16								
503400 5034	866	186	21.48		70	96	13	7								
503400 - Absentee Reporting	866	74	8.55		21	43	7	1								
503400 - Early Vote Reporting	866	423	48.85		184	199	15	20								
503500 5035	1272	259	20.36		72	138	25	13								
503500 - Absentee Reporting	1272	100	7.86		42	41	3	8								
503500 - Early Vote Reporting	1272	606	47.64		282	242	33	41								
503600 5036	1287	270	20.98		88	147	21	10								
503600 - Absentee Reporting	1287	90	6.99		38	43	4	3								
503600 - Early Vote Reporting	1287	679	52.76		279	344	19	25								
503900 5039	45	15	33.33		8	6	1	0								
503900 - Absentee Reporting	45	5	11.11		*****	*****	*****	*****								
503900 - Early Vote Reporting	45	15	33.33		6	8	0	1								

12-10-12

WASHOE COUNTY Statement of Vote
GENERAL ELECTION

100003		NONPARTISAN U.S. SENATOR-2012													
	Registration	Ballots Cast	Turnout (%)	Berkley, Shelley	Heller, Dean	VanderBeek, David Lory	NONE OF THESE CANDIDATE								
504000 5040	673	133	19.76	34	86	7	6								
504000 - Absentee Reporting	673	50	7.43	20	26	1	3								
504000 - Early Vote Reporting	673	387	57.50	151	198	10	21								
504100 5041	643	147	22.86	64	62	10	10								
504100 - Absentee Reporting	643	57	8.86	17	35	1	4								
504100 - Early Vote Reporting	643	333	51.79	123	176	15	13								
504500 5045	1356	297	21.90	68	203	13	13								
504500 - Absentee Reporting	1356	137	10.10	40	94	1	1								
504500 - Early Vote Reporting	1356	755	55.68	230	488	11	20								
504600 5046	1423	244	17.15	66	151	12	15								
504600 - Absentee Reporting	1423	249	17.50	101	129	4	8								
504600 - Early Vote Reporting	1423	829	58.26	302	494	13	16								
504700 5047	0	0	0.00	0	0	0	0								
504700 - Absentee Reporting	0	0	0.00	0	0	0	0								
504700 - Early Vote Reporting	0	0	0.00	0	0	0	0								
504800 5048	6	0	0.00	0	0	0	0								
504800 - Absentee Reporting	6	2	33.33	*****				Insufficient Turnout to Protect Voter Privacy				*****			
504800 - Early Vote Reporting	6	0	0.00	0	0	0	0								
504900 5049	0	0	0.00	0	0	0	0								
504900 - Absentee Reporting	0	0	0.00	0	0	0	0								
504900 - Early Vote Reporting	0	0	0.00	0	0	0	0								
505000 5050	0	0	0.00	0	0	0	0								
505000 - Absentee Reporting	0	0	0.00	0	0	0	0								
505000 - Early Vote Reporting	0	0	0.00	0	0	0	0								
505100 5051	0	0	0.00	0	0	0	0								
505100 - Absentee Reporting	0	0	0.00	0	0	0	0								
505100 - Early Vote Reporting	0	0	0.00	0	0	0	0								
505200 5052	0	0	0.00	0	0	0	0								
505200 - Absentee Reporting	0	0	0.00	0	0	0	0								
505200 - Early Vote Reporting	0	0	0.00	0	0	0	0								
505300 5053	20	2	10.00	*****				Insufficient Turnout to Protect Voter Privacy				*****			
505300 - Absentee Reporting	20	2	10.00	*****				Insufficient Turnout to Protect Voter Privacy				*****			
505300 - Early Vote Reporting	20	6	30.00	*****				Insufficient Turnout to Protect Voter Privacy				*****			
505400 5054	4	0	0.00	0	0	0	0								
505400 - Absentee Reporting	4	3	75.00	*****				Insufficient Turnout to Protect Voter Privacy				*****			
505400 - Early Vote Reporting	4	1	25.00	*****				Insufficient Turnout to Protect Voter Privacy				*****			
505600 5056	932	169	18.13	69	71	15	12								
505600 - Absentee Reporting	932	112	12.02	45	52	7	5								
505600 - Early Vote Reporting	932	357	38.30	197	130	13	12								
505800 5058	0	0	0.00	0	0	0	0								
505800 - Absentee Reporting	0	0	0.00	0	0	0	0								
505800 - Early Vote Reporting	0	0	0.00	0	0	0	0								
506100 5061	0	0	0.00	0	0	0	0								
506100 - Absentee Reporting	0	0	0.00	0	0	0	0								
506100 - Early Vote Reporting	0	1	0.00	*****				Insufficient Turnout to Protect Voter Privacy				*****			
506200 5062	1262	285	22.58	90	152	20	21								
506200 - Absentee Reporting	1262	114	9.03	39	65	4	5								
506200 - Early Vote Reporting	1262	609	48.26	268	297	22	17								
506300 5063	298	44	14.77	15	16	5	3								
506300 - Absentee Reporting	298	10	3.36	8	1	1	0								
506300 - Early Vote Reporting	298	95	31.88	59	25	1	8								
506400 5064	618	129	20.87	57	48	13	8								
506400 - Absentee Reporting	618	17	2.75	10	4	0	2								
506400 - Early Vote Reporting	618	199	32.20	122	46	10	15								
610000 6100	686	152	22.16	75	44	18	13								
610000 - Absentee Reporting	686	59	8.60	30	22	4	2								
610000 - Early Vote Reporting	686	269	39.21	165	60	19	20								
610100 6101	214	44	20.56	23	12	2	7								
610100 - Absentee Reporting	214	17	7.94	13	0	2	2								
610100 - Early Vote Reporting	214	62	28.97	42	15	0	2								

10-10-54

WASHOE COUNTY Statement of Vote
GENERAL ELECTION

100003		NONPARTISAN U.S. SENATOR-2012													
	Registration	Ballots Cast	Turnout (%)	Berkley, Shelley	Heller, Dean	VanderBeek, David Lory	NONE OF THESE CANDIDATE								
610200 6102	200	64	32.00	33	20	3	7								
610200 - Absentee Reporting	200	9	4.50	*****				Insufficient Turnout to Protect Voter Privacy							*****
610200 - Early Vote Reporting	200	46	23.00	25	10	6	5								
610400 6104	0	0	0.00	0	0	0	0								
610400 - Absentee Reporting	0	0	0.00	0	0	0	0								
610400 - Early Vote Reporting	0	0	0.00	0	0	0	0								
610500 6105	334	100	29.94	35	44	5	13								
610500 - Absentee Reporting	334	17	5.09	11	2	4	0								
610500 - Early Vote Reporting	334	127	38.02	83	31	2	9								
610600 6106	524	128	24.43	48	53	12	14								
610600 - Absentee Reporting	524	32	6.11	14	12	3	2								
610600 - Early Vote Reporting	524	242	46.18	128	81	17	10								
610700 6107	161	28	17.39	13	9	1	3								
610700 - Absentee Reporting	161	14	8.70	2	9	2	0								
610700 - Early Vote Reporting	161	48	29.81	17	28	2	0								
610800 6108	1052	251	23.86	105	87	25	29								
610800 - Absentee Reporting	1052	55	5.23	25	21	3	4								
610800 - Early Vote Reporting	1052	400	38.02	201	128	35	30								
610900 6109	619	171	27.63	67	68	24	9								
610900 - Absentee Reporting	619	42	6.79	24	14	3	0								
610900 - Early Vote Reporting	619	267	43.13	142	92	15	13								
611000 6110	780	173	22.18	62	74	16	15								
611000 - Absentee Reporting	780	73	9.36	40	19	4	6								
611000 - Early Vote Reporting	780	326	41.79	172	109	20	21								
611100 6111	791	197	24.91	83	70	20	19								
611100 - Absentee Reporting	791	51	6.45	15	22	8	4								
611100 - Early Vote Reporting	791	287	36.28	153	88	18	24								
611300 6113	563	129	22.91	61	44	12	7								
611300 - Absentee Reporting	563	19	3.37	9	6	1	2								
611300 - Early Vote Reporting	563	251	44.58	142	67	17	21								
611400 6114	1099	225	20.47	97	85	22	17								
611400 - Absentee Reporting	1099	65	5.91	30	21	5	8								
611400 - Early Vote Reporting	1099	458	41.67	274	129	23	21								
611500 6115	33	4	12.12	*****				Insufficient Turnout to Protect Voter Privacy							*****
611500 - Absentee Reporting	33	9	27.27	*****				Insufficient Turnout to Protect Voter Privacy							*****
611500 - Early Vote Reporting	33	11	33.33	7	2	0	1								
620200 6202	1265	301	23.79	128	131	21	17								
620200 - Absentee Reporting	1265	94	7.43	41	41	7	3								
620200 - Early Vote Reporting	1265	561	44.35	303	189	31	31								
620300 6203	431	105	24.36	54	37	5	7								
620300 - Absentee Reporting	431	22	5.10	15	4	2	0								
620300 - Early Vote Reporting	431	177	41.07	119	31	11	9								
620500 6205	994	231	23.24	111	79	20	16								
620500 - Absentee Reporting	994	69	6.94	31	28	1	7								
620500 - Early Vote Reporting	994	427	42.96	277	101	22	20								
620600 6206	191	58	30.37	28	13	7	9								
620600 - Absentee Reporting	191	10	5.24	4	3	2	1								
620600 - Early Vote Reporting	191	44	23.04	28	10	2	3								
620700 6207	0	0	0.00	0	0	0	0								
620700 - Absentee Reporting	0	0	0.00	0	0	0	0								
620700 - Early Vote Reporting	0	0	0.00	0	0	0	0								
620800 6208	603	178	29.52	53	82	20	19								
620800 - Absentee Reporting	603	47	7.79	28	14	2	0								
620800 - Early Vote Reporting	603	247	40.96	137	76	13	15								
620900 6209	422	116	27.49	50	47	5	11								
620900 - Absentee Reporting	422	28	6.64	12	12	0	1								
620900 - Early Vote Reporting	422	186	44.08	107	59	5	9								
621000 6210	813	201	24.72	78	89	16	16								
621000 - Absentee Reporting	813	76	9.35	32	31	6	6								
621000 - Early Vote Reporting	813	342	42.07	176	115	21	24								

10-1097

WASHOE COUNTY Statement of Vote
GENERAL ELECTION

NONPARTISAN U.S. SENATOR-2012

100003

	Registration	Ballots Cast	Turnout (%)		Berkley, Shelley	Heller, Dean	VanderBeek, David Lory	NONE OF THESE CANDIDATE								
621100 6211	1116	302	27.06		110	145	24	18								
621100 - Absentee Reporting	1116	62	5.56		30	27	4	0								
621100 - Early Vote Reporting	1116	527	47.22		257	198	38	28								
621200 6212	350	86	24.57		30	46	3	5								
621200 - Absentee Reporting	350	30	8.57		9	16	4	1								
621200 - Early Vote Reporting	350	162	46.29		68	77	9	6								
621300 6213	684	188	27.49		62	81	21	22								
621300 - Absentee Reporting	684	48	7.02		26	21	0	0								
621300 - Early Vote Reporting	684	277	40.50		136	110	13	17								
621400 6214	687	185	26.93		53	93	18	16								
621400 - Absentee Reporting	687	52	7.57		18	27	5	1								
621400 - Early Vote Reporting	687	327	47.60		134	153	19	19								
621600 6216	723	178	24.62		56	97	14	11								
621600 - Absentee Reporting	723	49	6.78		15	28	3	2								
621600 - Early Vote Reporting	723	339	46.89		150	149	19	19								
621700 6217	0	0	0.00		0	0	0	0								
621700 - Absentee Reporting	0	0	0.00		0	0	0	0								
621700 - Early Vote Reporting	0	0	0.00		0	0	0	0								
621800 6218	0	0	0.00		0	0	0	0								
621800 - Absentee Reporting	0	0	0.00		0	0	0	0								
621800 - Early Vote Reporting	0	0	0.00		0	0	0	0								
630000 6300	862	237	27.49		69	124	17	21								
630000 - Absentee Reporting	862	56	6.50		29	23	2	1								
630000 - Early Vote Reporting	862	410	47.56		178	195	20	14								
630100 6301	135	49	36.30		9	35	0	4								
630100 - Absentee Reporting	135	13	9.63		4	8	0	1								
630100 - Early Vote Reporting	135	59	43.70		21	36	2	0								
630200 6302	866	205	23.67		73	93	16	22								
630200 - Absentee Reporting	866	45	5.20		26	10	5	4								
630200 - Early Vote Reporting	866	351	40.53		172	133	20	21								
630300 6303	55	2	3.64		*****											
630300 - Absentee Reporting	55	25	45.45		8	12	4	1								
630300 - Early Vote Reporting	55	13	23.64		5	8	0	0								
630400 6304	0	0	0.00		0	0	0	0								
630400 - Absentee Reporting	0	0	0.00		0	0	0	0								
630400 - Early Vote Reporting	0	0	0.00		0	0	0	0								
630600 6306	1000	206	20.60		80	96	12	10								
630600 - Absentee Reporting	1000	76	7.60		46	21	3	4								
630600 - Early Vote Reporting	1000	437	43.70		226	156	19	20								
630700 6307	1292	331	25.62		123	155	21	26								
630700 - Absentee Reporting	1292	101	7.82		39	52	3	7								
630700 - Early Vote Reporting	1292	609	47.14		310	224	35	33								
630800 6308	1110	195	17.57		63	110	9	11								
630800 - Absentee Reporting	1110	191	17.21		78	96	8	7								
630800 - Early Vote Reporting	1110	597	53.78		217	333	13	25								
631000 6310	717	168	23.43		45	100	8	11								
631000 - Absentee Reporting	717	57	7.95		24	26	3	1								
631000 - Early Vote Reporting	717	339	47.28		154	153	15	13								
631100 6311	846	225	26.60		77	113	21	10								
631100 - Absentee Reporting	846	53	6.26		15	31	3	3								
631100 - Early Vote Reporting	846	412	48.70		198	178	19	9								
631300 6313	1153	309	26.80		81	199	13	14								
631300 - Absentee Reporting	1153	87	7.55		32	45	1	7								
631300 - Early Vote Reporting	1153	535	46.40		240	261	8	19								
631400 6314	659	177	26.86		57	100	10	9								
631400 - Absentee Reporting	659	52	7.89		19	28	2	2								
631400 - Early Vote Reporting	659	276	41.88		110	140	17	9								
631700 6317	0	0	0.00		0	0	0	0								
631700 - Absentee Reporting	0	0	0.00		0	0	0	0								
631700 - Early Vote Reporting	0	0	0.00		0	0	0	0								

***** Insufficient Turnout to Protect Voter Privacy *****

12-1037

WASHOE COUNTY Statement of Vote
GENERAL ELECTION

November 6,2012

100003		NONPARTISAN U.S. SENATOR-2012												
	Registration	Ballots Cast	Turnout (%)		Berkley, Shelley	Heller, Dean	VanderBeek, David Lory	NONE OF THESE CANDIDATE						
631800 6318	104	28	26.92		7	18	2	1						
631800 - Absentee Reporting	104	9	8.65		*****				Insufficient Turnout to Protect Voter Privacy					*****
631800 - Early Vote Reporting	104	40	38.46		10	25	4	1						
631900 6319	462	123	26.62		46	64	8	5						
631900 - Absentee Reporting	462	32	6.93		3	25	4	0						
631900 - Early Vote Reporting	462	254	54.98		89	146	10	8						
632000 6320	784	178	22.70		45	106	11	13						
632000 - Absentee Reporting	784	48	6.12		13	26	2	3						
632000 - Early Vote Reporting	784	400	51.02		156	205	20	17						
640000 6400	312	92	29.49		29	56	4	3						
640000 - Absentee Reporting	312	24	7.69		11	10	0	2						
640000 - Early Vote Reporting	312	132	42.31		51	68	7	4						
640300 6403	1344	292	21.73		70	179	23	20						
640300 - Absentee Reporting	1344	77	5.73		22	41	4	5						
640300 - Early Vote Reporting	1344	768	57.14		282	417	32	33						
640500 6405	885	143	16.16		36	91	8	6						
640500 - Absentee Reporting	885	65	7.34		26	31	3	5						
640500 - Early Vote Reporting	885	524	59.21		185	307	13	18						
640700 6407	690	129	18.70		24	90	10	5						
640700 - Absentee Reporting	690	50	7.25		14	30	5	0						
640700 - Early Vote Reporting	690	367	53.19		134	206	14	11						
641100 6411	992	197	19.86		45	120	18	12						
641100 - Absentee Reporting	992	81	8.17		25	44	3	9						
641100 - Early Vote Reporting	992	602	60.69		193	368	24	15						
641300 6413	1212	334	27.56		69	229	22	10						
641300 - Absentee Reporting	1212	104	8.58		37	56	3	7						
641300 - Early Vote Reporting	1212	606	50.00		196	356	27	25						
641500 6415	718	142	19.78		26	99	6	9						
641500 - Absentee Reporting	718	73	10.17		18	48	1	5						
641500 - Early Vote Reporting	718	410	57.10		111	272	13	14						
641600 6416	1301	272	20.91		66	169	18	15						
641600 - Absentee Reporting	1301	101	7.76		41	52	4	4						
641600 - Early Vote Reporting	1301	719	55.27		240	429	19	26						
641800 6418	1058	285	26.94		58	198	13	13						
641800 - Absentee Reporting	1058	60	5.67		23	30	3	1						
641800 - Early Vote Reporting	1058	559	52.84		169	353	19	15						
642200 6422	1298	273	21.03		52	201	9	10						
642200 - Absentee Reporting	1298	120	9.24		31	82	2	4						
642200 - Early Vote Reporting	1298	753	58.01		210	499	22	18						
642300 6423	642	166	25.86		30	118	10	8						
642300 - Absentee Reporting	642	40	6.23		12	24	2	1						
642300 - Early Vote Reporting	642	360	56.07		96	238	14	10						
642500 6425	1456	333	22.87		94	206	19	11						
642500 - Absentee Reporting	1456	93	6.39		33	55	2	2						
642500 - Early Vote Reporting	1456	768	52.75		272	431	25	30						
642700 6427	0	0	0.00		0	0	0	0						
642700 - Absentee Reporting	0	0	0.00		0	0	0	0						
642700 - Early Vote Reporting	0	0	0.00		0	0	0	0						
650000 6500	989	221	22.35		68	121	14	15						
650000 - Absentee Reporting	989	59	5.97		19	29	7	4						
650000 - Early Vote Reporting	989	535	54.10		204	281	25	21						
650100 6501	1335	301	22.55		82	186	18	13						
650100 - Absentee Reporting	1335	88	6.59		33	50	0	3						
650100 - Early Vote Reporting	1335	702	52.58		290	350	24	35						
650300 6503	10	1	10.00		*****				Insufficient Turnout to Protect Voter Privacy					*****
650300 - Absentee Reporting	10	2	20.00		*****				Insufficient Turnout to Protect Voter Privacy					*****
650300 - Early Vote Reporting	10	4	40.00		*****				Insufficient Turnout to Protect Voter Privacy					*****
650800 6508	634	151	23.82		42	88	11	8						
650800 - Absentee Reporting	634	43	6.78		14	24	4	0						
650800 - Early Vote Reporting	634	353	55.68		154	171	15	9						

10-1054

WASHOE COUNTY Statement of Vote
GENERAL ELECTION

100003

NONPARTISAN U.S. SENATOR-2012

	Registration	Ballots Cast	Turnout (%)		Berkley, Shelley	Heller, Dean	Vanderbeek, David Lory	NONE OF THESE CANDIDATE							
651100 6511	730	183	25.07		67	83	12	21							
651100 - Absentee Reporting	730	41	5.62		20	17	1	3							
651100 - Early Vote Reporting	730	339	46.44		148	154	25	11							
651300 6513	813	249	30.63		97	104	17	23							
651300 - Absentee Reporting	813	34	4.18		13	19	1	1							
651300 - Early Vote Reporting	813	339	41.70		163	138	22	14							
651400 6514	1083	316	29.18		119	151	27	14							
651400 - Absentee Reporting	1083	69	6.37		30	26	4	5							
651400 - Early Vote Reporting	1083	447	41.27		215	183	24	17							
651600 6516	1108	257	23.19		82	141	15	19							
651600 - Absentee Reporting	1108	61	5.51		26	27	1	6							
651600 - Early Vote Reporting	1108	575	51.90		240	280	17	29							
651900 6519	1380	357	25.87		108	196	30	21							
651900 - Absentee Reporting	1380	76	5.51		27	42	3	2							
651900 - Early Vote Reporting	1380	699	50.65		294	344	25	27							
652000 6520	529	135	25.52		35	71	10	17							
652000 - Absentee Reporting	529	28	5.29		11	12	1	1							
652000 - Early Vote Reporting	529	256	48.39		111	114	17	12							
652100 6521	352	43	12.22		18	19	5	1							
652100 - Absentee Reporting	352	19	5.40		5	12	0	0							
652100 - Early Vote Reporting	352	216	61.36		88	115	3	6							
652200 6522	405	74	18.27		20	51	1	2							
652200 - Absentee Reporting	405	43	10.62		7	35	1	0							
652200 - Early Vote Reporting	405	227	56.05		63	144	9	9							
652300 6523	0	0	0.00		0	0	0	0							
652300 - Absentee Reporting	0	0	0.00		0	0	0	0							
652300 - Early Vote Reporting	0	0	0.00		0	0	0	0							
652400 6524	894	216	24.16		57	138	10	11							
652400 - Absentee Reporting	894	65	7.27		25	30	3	6							
652400 - Early Vote Reporting	894	425	47.54		145	241	10	25							
652500 6525	119	25	21.01		6	14	1	3							
652500 - Absentee Reporting	119	2	1.68		*****	*****									
652500 - Early Vote Reporting	119	62	52.10		21	29	4	8							
652600 6526	534	117	21.91		41	56	9	11							
652600 - Absentee Reporting	534	54	10.11		26	22	1	5							
652600 - Early Vote Reporting	534	239	44.76		113	93	10	18							
652700 6527	0	0	0.00		0	0	0	0							
652700 - Absentee Reporting	0	0	0.00		0	0	0	0							
652700 - Early Vote Reporting	0	0	0.00		0	0	0	0							
652800 6528	0	0	0.00		0	0	0	0							
652800 - Absentee Reporting	0	0	0.00		0	0	0	0							
652800 - Early Vote Reporting	0	0	0.00		0	0	0	0							
652900 6529	0	0	0.00		0	0	0	0							
652900 - Absentee Reporting	0	0	0.00		0	0	0	0							
652900 - Early Vote Reporting	0	0	0.00		0	0	0	0							
710000 7100	11	2	18.18		*****	*****									
710000 - Absentee Reporting	11	0	0.00		0	0	0	0							
710000 - Early Vote Reporting	11	9	81.82		*****	*****									
730000 7300	219	66	30.14		38	13	8	5							
730000 - Absentee Reporting	219	8	3.65		*****	*****									
730000 - Early Vote Reporting	219	52	23.74		37	2	5	7							
730200 7302	4	1	25.00		*****	*****									
730200 - Absentee Reporting	4	0	0.00		0	0	0	0							
730200 - Early Vote Reporting	4	0	0.00		0	0	0	0							
730400 7304	461	125	27.11		46	53	14	8							
730400 - Absentee Reporting	461	25	5.42		12	10	2	1							
730400 - Early Vote Reporting	461	161	34.92		76	56	12	11							
730600 7306	84	36	42.86		17	12	3	4							
730600 - Absentee Reporting	84	10	11.90		4	6	0	0							
730600 - Early Vote Reporting	84	21	25.00		12	3	2	4							

12-10-32

November 6, 2012

NONPARTISAN U.S. SENATOR-2012

100003

	Registration	Ballots Cast	Turnout (%)	Berkley, Shelley	Heller, Dean	VanderBeek, David Lory	NONE OF THESE CANDIDATE								
730700 7307	21	5	23.81												
730700 - Absentee Reporting	21	1	4.76												
730700 - Early Vote Reporting	21	12	57.14	6	6	0	0								
730800 7308	30	2	6.67												
730800 - Absentee Reporting	30	12	40.00	4	6	1	1								
730800 - Early Vote Reporting	30	11	36.67	4	7	0	0								
730900 7309	9	1	11.11												
730900 - Absentee Reporting	9	0	0.00	0	0	0	0								
730900 - Early Vote Reporting	9	7	77.78												
731200 7312	713	180	25.25	76	71	13	15								
731200 - Absentee Reporting	713	43	6.03	16	24	3	0								
731200 - Early Vote Reporting	713	261	36.61	125	96	21	15								
731300 7313	230	60	26.09	24	22	11	2								
731300 - Absentee Reporting	230	13	5.65	5	5	2	1								
731300 - Early Vote Reporting	230	81	35.22	44	25	5	4								
731400 7314	697	164	23.53	60	67	14	21								
731400 - Absentee Reporting	697	32	4.59	15	13	2	1								
731400 - Early Vote Reporting	697	279	40.03	148	89	23	10								
731500 7315	5	2	40.00												
731500 - Absentee Reporting	5	0	0.00	0	0	0	0								
731500 - Early Vote Reporting	5	0	0.00	0	0	0	0								
731600 7316	1014	242	23.87	110	80	40	8								
731600 - Absentee Reporting	1014	55	5.42	24	18	6	6								
731600 - Early Vote Reporting	1014	377	37.18	216	118	21	17								
731700 7317	3	1	33.33												
731700 - Absentee Reporting	3	0	0.00	0	0	0	0								
731700 - Early Vote Reporting	3	1	33.33												
731800 7318	124	29	23.39	8	17	2	2								
731800 - Absentee Reporting	124	8	6.45												
731800 - Early Vote Reporting	124	49	39.52	27	15	4	1								
731900 7319	19	6	31.58												
731900 - Absentee Reporting	19	0	0.00	0	0	0	0								
731900 - Early Vote Reporting	19	9	47.37												
732000 7320	3	0	0.00	0	0	0	0								
732000 - Absentee Reporting	3	0	0.00	0	0	0	0								
732000 - Early Vote Reporting	3	2	66.67												
732100 7321	1	0	0.00	0	0	0	0								
732100 - Absentee Reporting	1	0	0.00	0	0	0	0								
732100 - Early Vote Reporting	1	0	0.00	0	0	0	0								
740000 7400	7	0	0.00	0	0	0	0								
740000 - Absentee Reporting	7	6	85.71												
740000 - Early Vote Reporting	7	0	0.00	0	0	0	0								
740200 7402	954	277	29.04	89	144	20	19								
740200 - Absentee Reporting	954	51	5.35	22	19	4	4								
740200 - Early Vote Reporting	954	376	39.41	144	187	25	16								
740300 7403	6	0	0.00	0	0	0	0								
740300 - Absentee Reporting	6	0	0.00	0	0	0	0								
740300 - Early Vote Reporting	6	2	33.33												
740400 7404	49	13	26.53	1	11	0	1								
740400 - Absentee Reporting	49	5	10.20												
740400 - Early Vote Reporting	49	24	48.98	8	14	1	1								
740600 7406	7	0	0.00	0	0	0	0								
740600 - Absentee Reporting	7	0	0.00	0	0	0	0								
740600 - Early Vote Reporting	7	4	57.14												
740700 7407	945	258	27.30	45	179	23	11								
740700 - Absentee Reporting	945	62	6.56	22	33	2	4								
740700 - Early Vote Reporting	945	469	49.63	109	313	24	22								
740800 7408	424	105	24.76	24	69	7	4								
740800 - Absentee Reporting	424	52	12.26	6	39	3	4								
740800 - Early Vote Reporting	424	214	50.47	42	166	2	4								

10-1-12

WASHOE COUNTY Statement of Vote
GENERAL ELECTION

November 6, 2012

NONPARTISAN U.S. SENATOR-2012

100003	Registration	Ballots Cast	Turnout (%)	Berkley, Shelley	Heller, Dean	VanderBeek, David Lory	NONE OF THESE CANDIDATE								
741000 7410	978	245	25.05	48	165	18	11								
741000 - Absentee Reporting	978	58	5.93	25	25	5	1								
741000 - Early Vote Reporting	978	476	48.67	135	305	23	9								
741200 7412	582	290	49.83	131	100	33	26								
741200 - Absentee Reporting	582	31	5.33	11	17	1	1								
741200 - Early Vote Reporting	582	70	12.03	33	34	2	0								
741300 7413	4	0	0.00	0	0	0	0								
741300 - Absentee Reporting	4	2	50.00	*****				Insufficient Turnout to Protect Voter Privacy				*****			
741300 - Early Vote Reporting	4	2	50.00	*****				Insufficient Turnout to Protect Voter Privacy				*****			
741400 7414	1410	321	22.77	70	213	23	14								
741400 - Absentee Reporting	1410	93	6.60	22	61	5	5								
741400 - Early Vote Reporting	1410	738	52.34	228	435	40	29								
741500 7415	1257	292	23.23	64	175	28	22								
741500 - Absentee Reporting	1257	145	11.54	37	81	12	9								
741500 - Early Vote Reporting	1257	592	47.10	190	353	26	18								
741600 7416	1035	245	23.67	47	164	16	16								
741600 - Absentee Reporting	1035	93	8.99	29	56	4	3								
741600 - Early Vote Reporting	1035	516	49.86	146	331	24	13								
741700 7417	537	99	18.44	26	59	8	6								
741700 - Absentee Reporting	537	46	8.57	8	34	4	0								
741700 - Early Vote Reporting	537	310	57.73	81	205	8	11								
741800 7418	1134	230	20.28	41	169	10	7								
741800 - Absentee Reporting	1134	72	6.35	22	44	3	1								
741800 - Early Vote Reporting	1134	685	60.41	172	464	25	21								
742400 7424	78	17	21.79	4	11	1	1								
742400 - Absentee Reporting	78	5	6.41	*****				Insufficient Turnout to Protect Voter Privacy				*****			
742400 - Early Vote Reporting	78	39	50.00	11	25	2	0								
742500 7425	956	235	24.58	48	161	15	11								
742500 - Absentee Reporting	956	69	7.22	18	42	7	1								
742500 - Early Vote Reporting	956	451	47.18	136	261	24	27								
742600 7426	26	4	15.38	*****				Insufficient Turnout to Protect Voter Privacy				*****			
742600 - Absentee Reporting	26	3	11.54	*****				Insufficient Turnout to Protect Voter Privacy				*****			
742600 - Early Vote Reporting	26	18	69.23	5	11	0	2								
742800 7428	3	0	0.00	0	0	0	0								
742800 - Absentee Reporting	3	0	0.00	0	0	0	0								
742800 - Early Vote Reporting	3	3	100.00	*****				Insufficient Turnout to Protect Voter Privacy				*****			
743000 7430	940	265	28.19	52	186	12	10								
743000 - Absentee Reporting	940	68	7.23	12	51	1	3								
743000 - Early Vote Reporting	940	475	50.53	134	307	12	20								
743100 7431	65	8	12.31	*****				Insufficient Turnout to Protect Voter Privacy				*****			
743100 - Absentee Reporting	65	5	7.69	*****				Insufficient Turnout to Protect Voter Privacy				*****			
743100 - Early Vote Reporting	65	47	72.31	14	31	0	2								
743300 7433	139	18	12.95	2	15	0	1								
743300 - Absentee Reporting	139	38	27.34	6	30	1	1								
743300 - Early Vote Reporting	139	63	45.32	18	44	1	0								
750000 7500	179	21	11.73	4	15	1	1								
750000 - Absentee Reporting	179	36	20.11	9	19	3	1								
750000 - Early Vote Reporting	179	97	54.19	26	61	3	4								
750100 7501	298	73	24.50	23	42	4	4								
750100 - Absentee Reporting	298	17	5.70	7	6	2	2								
750100 - Early Vote Reporting	298	147	49.33	68	56	16	5								
750200 7502	1123	303	26.98	114	147	21	20								
750200 - Absentee Reporting	1123	58	5.16	29	19	4	6								
750200 - Early Vote Reporting	1123	493	43.90	257	191	11	25								
750300 7503	39	11	28.21	1	5	3	1								
750300 - Absentee Reporting	39	2	5.13	*****				Insufficient Turnout to Protect Voter Privacy				*****			
750300 - Early Vote Reporting	39	18	46.15	12	4	0	0								
750400 7504	1124	288	25.62	103	143	18	17								
750400 - Absentee Reporting	1124	78	6.94	25	34	11	5								
750400 - Early Vote Reporting	1124	489	43.51	235	195	25	29								

10-1037

WASHOE COUNTY Statement of Vote
GENERAL ELECTION

100003		NONPARTISAN U.S. SENATOR-2012												
	Registration	Ballots Cast	Turnout (%)		Berkley, Shelley	Heller, Dean	VanderBeek, David Lory	NONE OF THESE CANDIDATE						
750500 7505	316	75	23.73		36	30	6	3						
750500 - Absentee Reporting	316	28	8.86		13	12	2	1						
750500 - Early Vote Reporting	316	121	38.29		61	42	9	3						
750600 7506	506	129	25.49		33	76	11	8						
750600 - Absentee Reporting	506	52	10.28		14	34	3	0						
750600 - Early Vote Reporting	506	232	45.85		77	139	6	6						
750700 7507	293	107	36.52		32	60	11	4						
750700 - Absentee Reporting	293	15	5.12		8	7	0	0						
750700 - Early Vote Reporting	293	94	32.08		42	39	8	4						
750800 7508	86	42	48.84		25	12	3	2						
750800 - Absentee Reporting	86	6	6.98		*****									
750800 - Early Vote Reporting	86	18	20.93		9	7	1	1						
750900 7509	9	3	33.33		*****									
750900 - Absentee Reporting	9	1	11.11		*****									
750900 - Early Vote Reporting	9	3	33.33		*****									
751200 7512	100	18	18.00		4	13	0	1						
751200 - Absentee Reporting	100	9	9.00		*****									
751200 - Early Vote Reporting	100	59	59.00		15	35	4	2						
751300 7513	711	206	28.97		81	90	24	10						
751300 - Absentee Reporting	711	50	7.03		26	14	7	3						
751300 - Early Vote Reporting	711	246	34.60		123	87	19	14						
751400 7514	544	135	24.82		56	49	16	10						
751400 - Absentee Reporting	544	45	8.27		25	13	5	2						
751400 - Early Vote Reporting	544	184	33.82		94	62	14	12						
751600 7516	38	8	21.05		*****									
751600 - Absentee Reporting	38	5	13.16		*****									
751600 - Early Vote Reporting	38	17	44.74		2	12	0	3						
751700 7517	325	87	26.77		29	44	10	4						
751700 - Absentee Reporting	325	29	8.92		13	11	2	3						
751700 - Early Vote Reporting	325	138	42.46		64	56	6	9						
751800 7518	1	0	0.00		0	0	0	0						
751800 - Absentee Reporting	1	0	0.00		0	0	0	0						
751800 - Early Vote Reporting	1	0	0.00		0	0	0	0						
751900 7519	593	207	34.91		46	147	11	2						
751900 - Absentee Reporting	593	60	10.12		15	40	3	2						
751900 - Early Vote Reporting	593	236	39.80		66	152	7	6						
752000 7520	997	292	29.29		90	154	31	16						
752000 - Absentee Reporting	997	60	6.02		14	31	6	5						
752000 - Early Vote Reporting	997	398	39.92		156	189	29	19						
752100 7521	70	0	0.00		0	0	0	0						
752100 - Absentee Reporting	70	51	72.86		11	39	1	0						
752100 - Early Vote Reporting	70	1	1.43		*****									
752200 7522	100	0	0.00		0	0	0	0						
752200 - Absentee Reporting	100	80	80.00		25	47	6	1						
752200 - Early Vote Reporting	100	0	0.00		0	0	0	0						
752300 7523	1079	379	35.13		107	216	35	21						
752300 - Absentee Reporting	1079	76	7.04		24	33	8	5						
752300 - Early Vote Reporting	1079	415	38.46		138	241	20	12						
752400 7524	731	307	42.00		75	191	26	12						
752400 - Absentee Reporting	731	49	6.70		17	28	3	0						
752400 - Early Vote Reporting	731	251	34.34		87	141	12	10						
752500 7525	1148	324	28.22		72	194	37	17						
752500 - Absentee Reporting	1148	83	7.23		28	44	9	1						
752500 - Early Vote Reporting	1148	530	46.17		188	285	31	22						
752600 7526	928	257	27.69		66	140	27	13						
752600 - Absentee Reporting	928	71	7.65		19	40	4	5						
752600 - Early Vote Reporting	928	464	50.00		182	248	15	18						
752700 7527	474	127	26.79		38	78	5	5						
752700 - Absentee Reporting	474	35	7.38		16	13	1	2						
752700 - Early Vote Reporting	474	214	45.15		100	91	12	11						

10-10-12

Insufficient Turnout to Protect Voter Privacy

Insufficient Turnout to Protect Voter Privacy

Insufficient Turnout to Protect Voter Privacy

Insufficient Turnout to Protect Voter Privacy

Insufficient Turnout to Protect Voter Privacy

Insufficient Turnout to Protect Voter Privacy

Insufficient Turnout to Protect Voter Privacy

WASHOE COUNTY Statement of Vote
GENERAL ELECTION

100003		NONPARTISAN U.S. SENATOR-2012												
	Registration	Ballots Cast	Turnout (%)	Berkley, Shelley	Heller, Dean	VanderBeek, David Lory	NONE OF THESE CANDIDATE							
752800 7528	579	142	24.53	33	87	11	9							
752800 - Absentee Reporting	579	38	6.56	11	23	2	1							
752800 - Early Vote Reporting	579	242	41.80	61	155	20	6							
752900 7529	289	7	2.42	***** Insufficient Turnout to Protect Voter Privacy *****										
752900 - Absentee Reporting	289	197	68.17	46	132	12	5							
752900 - Early Vote Reporting	289	22	7.61	5	17	0	0							
753100 7531	27	1	3.70	***** Insufficient Turnout to Protect Voter Privacy *****										
753100 - Absentee Reporting	27	12	44.44	5	6	1	0							
753100 - Early Vote Reporting	27	1	3.70	***** Insufficient Turnout to Protect Voter Privacy *****										
753200 7532	972	213	21.91	65	130	10	5							
753200 - Absentee Reporting	972	92	9.47	23	61	4	4							
753200 - Early Vote Reporting	972	525	54.01	212	283	10	16							
753300 7533	268	85	31.72	37	29	14	4							
753300 - Absentee Reporting	268	17	6.34	9	4	3	1							
753300 - Early Vote Reporting	268	78	29.10	30	37	6	4							
753400 7534	136	27	19.85	11	7	3	4							
753400 - Absentee Reporting	136	8	5.88	***** Insufficient Turnout to Protect Voter Privacy *****										
753400 - Early Vote Reporting	136	47	34.56	21	16	3	6							
753600 7536	931	255	27.39	69	153	17	12							
753600 - Absentee Reporting	931	74	7.95	22	46	1	5							
753600 - Early Vote Reporting	931	416	44.68	127	244	30	11							
753700 7537	158	38	24.05	13	19	2	3							
753700 - Absentee Reporting	158	11	6.96	7	3	1	0							
753700 - Early Vote Reporting	158	54	34.18	21	24	3	5							
753900 7539	5	0	0.00	0	0	0	0							
753900 - Absentee Reporting	5	0	0.00	0	0	0	0							
753900 - Early Vote Reporting	5	5	100.00	***** Insufficient Turnout to Protect Voter Privacy *****										
754000 7540	363	125	34.44	23	85	6	10							
754000 - Absentee Reporting	363	29	7.99	7	20	2	0							
754000 - Early Vote Reporting	363	154	42.42	54	88	6	2							
754100 7541	1095	381	34.79	106	223	29	20							
754100 - Absentee Reporting	1095	81	7.40	28	44	4	4							
754100 - Early Vote Reporting	1095	377	34.43	133	220	12	11							
754300 7543	591	168	28.43	38	99	19	12							
754300 - Absentee Reporting	591	50	8.46	16	26	5	3							
754300 - Early Vote Reporting	591	223	37.73	89	114	10	8							
754400 7544	236	67	28.39	23	33	8	3							
754400 - Absentee Reporting	236	29	12.29	7	19	2	1							
754400 - Early Vote Reporting	236	88	37.29	27	49	6	6							
754600 7546	0	0	0.00	0	0	0	0							
754600 - Absentee Reporting	0	0	0.00	0	0	0	0							
754600 - Early Vote Reporting	0	0	0.00	0	0	0	0							
754700 7547	41	0	0.00	0	0	0	0							
754700 - Absentee Reporting	41	25	60.98	8	16	0	1							
754700 - Early Vote Reporting	41	3	7.32	***** Insufficient Turnout to Protect Voter Privacy *****										
754800 7548	7	1	14.29	***** Insufficient Turnout to Protect Voter Privacy *****										
754800 - Absentee Reporting	7	0	0.00	0	0	0	0							
754800 - Early Vote Reporting	7	2	28.57	***** Insufficient Turnout to Protect Voter Privacy *****										
754900 7549	2	0	0.00	0	0	0	0							
754900 - Absentee Reporting	2	2	100.00	***** Insufficient Turnout to Protect Voter Privacy *****										
754900 - Early Vote Reporting	2	0	0.00	0	0	0	0							
755000 7550	28	6	21.43	***** Insufficient Turnout to Protect Voter Privacy *****										
755000 - Absentee Reporting	28	3	10.71	***** Insufficient Turnout to Protect Voter Privacy *****										
755000 - Early Vote Reporting	28	12	42.86	10	1	0	1							
755200 7552	221	64	28.96	13	44	3	3							
755200 - Absentee Reporting	221	30	13.57	5	24	0	0							
755200 - Early Vote Reporting	221	95	42.99	17	73	2	2							
755300 7553	58	13	22.41	1	11	1	0							
755300 - Absentee Reporting	58	7	12.07	***** Insufficient Turnout to Protect Voter Privacy *****										
755300 - Early Vote Reporting	58	18	31.03	7	9	1	1							

10-1-12

100003		NONPARTISAN U.S. SENATOR-2012													
		Registration	Ballots Cast	Turnout (%)	Berkley, Shelley	Heller, Dean	VanderBeek, David Lory	NONE OF THESE CANDIDATE							137
755600	7556	12	4	33.33											
755600	- Absentee Reporting	12	0	0.00	0	0	0	0							
755600	- Early Vote Reporting	12	3	25.00											
755700	7557	874	269	30.78	81	158	14	15							
755700	- Absentee Reporting	874	67	7.67	21	35	5	6							
755700	- Early Vote Reporting	874	311	35.58	112	170	22	6							
755800	7558	2	2	100.00											
755800	- Absentee Reporting	2	0	0.00	0	0	0	0							
755800	- Early Vote Reporting	2	0	0.00	0	0	0	0							
756200	7562	0	0	0.00	0	0	0	0							
756200	- Absentee Reporting	0	0	0.00	0	0	0	0							
756200	- Early Vote Reporting	0	0	0.00	0	0	0	0							
756300	7563	61	12	19.67	3	5	3	1							
756300	- Absentee Reporting	61	7	11.48											
756300	- Early Vote Reporting	61	21	34.43	9	10	1	1							
756500	7565	14	5	35.71											
756500	- Absentee Reporting	14	2	14.29											
756500	- Early Vote Reporting	14	7	50.00											
756600	7566	0	0	0.00	0	0	0	0							
756600	- Absentee Reporting	0	0	0.00	0	0	0	0							
756600	- Early Vote Reporting	0	0	0.00	0	0	0	0							
756700	7567	0	0	0.00	0	0	0	0							
756700	- Absentee Reporting	0	0	0.00	0	0	0	0							
756700	- Early Vote Reporting	0	0	0.00	0	0	0	0							
756900	7569	29	9	31.03											
756900	- Absentee Reporting	29	3	10.34											
756900	- Early Vote Reporting	29	11	37.93	3	8	0	0							
757000	7570	104	26	25.00	5	17	2	2							
757000	- Absentee Reporting	104	12	11.54	0	7	2	2							
757000	- Early Vote Reporting	104	37	35.58	13	22	1	1							
757100	7571	77	19	24.68	6	10	1	1							
757100	- Absentee Reporting	77	8	10.39											
757100	- Early Vote Reporting	77	42	54.55	12	20	3	6							
757200	7572	23	1	4.35											
757200	- Absentee Reporting	23	4	17.39											
757200	- Early Vote Reporting	23	12	52.17	3	7	2	0							
757300	7573	245	72	29.39	49	10	3	10							
757300	- Absentee Reporting	245	10	4.08	4	5	0	1							
757300	- Early Vote Reporting	245	77	31.43	61	7	2	5							
757400	7574	0	0	0.00	0	0	0	0							
757400	- Absentee Reporting	0	0	0.00	0	0	0	0							
757400	- Early Vote Reporting	0	0	0.00	0	0	0	0							
757500	7575	9	3	33.33											
757500	- Absentee Reporting	9	0	0.00	0	0	0	0							
757500	- Early Vote Reporting	9	3	33.33											
757600	7576	752	214	28.46	45	145	10	14							
757600	- Absentee Reporting	752	82	10.90	27	49	4	2							
757600	- Early Vote Reporting	752	318	42.29	88	208	16	5							
757700	7577	264	74	28.03	30	33	5	4							
757700	- Absentee Reporting	264	10	3.79	4	5	1	0							
757700	- Early Vote Reporting	264	113	42.80	57	43	4	7							
757800	7578	157	60	38.22	10	45	5	0							
757800	- Absentee Reporting	157	8	5.10											
757800	- Early Vote Reporting	157	60	38.22	17	41	2	0							
757900	7579	148	0	0.00	0	0	0	0							
757900	- Absentee Reporting	148	99	66.89	30	45	13	9							
757900	- Early Vote Reporting	148	4	2.70											
758000	7580	9	0	0.00	0	0	0	0							
758000	- Absentee Reporting	9	8	88.89											
758000	- Early Vote Reporting	9	0	0.00	0	0	0	0							

750101

November 6,2012

GENERAL ELECTION

100003		NONPARTISAN U.S. SENATOR-2012												
		Registration	Ballots Cast	Turnout (%)	Berkley, Shelley	Heller, Dean	VanderBeek, David Lory	NONE OF THESE CANDIDATE						
758100	7581	170	76	44.71	41	12	8	15						
758100	- Absentee Reporting	170	6	3.53	*****				Insufficient Turnout to Protect Voter Privacy					*****
758100	- Early Vote Reporting	170	16	9.41	14	1	1	0						
758200	7582	20	6	30.00	*****				Insufficient Turnout to Protect Voter Privacy					*****
758200	- Absentee Reporting	20	0	0.00	0	0	0	0						
758200	- Early Vote Reporting	20	9	45.00	*****				Insufficient Turnout to Protect Voter Privacy					*****
758300	7583	2	2	100.00	*****				Insufficient Turnout to Protect Voter Privacy					*****
758300	- Absentee Reporting	2	0	0.00	0	0	0	0						
758300	- Early Vote Reporting	2	0	0.00	0	0	0	0						
758400	7584	2	0	0.00	0	0	0	0						
758400	- Absentee Reporting	2	0	0.00	0	0	0	0						
758400	- Early Vote Reporting	2	2	100.00	*****				Insufficient Turnout to Protect Voter Privacy					*****
758500	7585	1	0	0.00	0	0	0	0						
758500	- Absentee Reporting	1	0	0.00	0	0	0	0						
758500	- Early Vote Reporting	1	1	100.00	*****				Insufficient Turnout to Protect Voter Privacy					*****
758600	7586	247	61	24.70	14	42	3	2						
758600	- Absentee Reporting	247	33	13.36	14	12	2	2						
758600	- Early Vote Reporting	247	110	44.53	36	65	4	2						
758700	7587	16	0	0.00	0	0	0	0						
758700	- Absentee Reporting	16	4	25.00	*****				Insufficient Turnout to Protect Voter Privacy					*****
758700	- Early Vote Reporting	16	11	68.75	2	9	0	0						
758800	7588	30	5	16.67	*****				Insufficient Turnout to Protect Voter Privacy					*****
758800	- Absentee Reporting	30	2	6.67	*****				Insufficient Turnout to Protect Voter Privacy					*****
758800	- Early Vote Reporting	30	16	53.33	7	7	2	0						
758900	7589	10	4	40.00	*****				Insufficient Turnout to Protect Voter Privacy					*****
758900	- Absentee Reporting	10	0	0.00	0	0	0	0						
758900	- Early Vote Reporting	10	0	0.00	0	0	0	0						
810000	8100	854	191	22.37	43	118	16	13						
810000	- Absentee Reporting	854	116	13.58	31	76	2	1						
810000	- Early Vote Reporting	854	446	52.22	161	250	12	20						
810100	8101	15	4	26.67	*****				Insufficient Turnout to Protect Voter Privacy					*****
810100	- Absentee Reporting	15	1	6.67	*****				Insufficient Turnout to Protect Voter Privacy					*****
810100	- Early Vote Reporting	15	9	60.00	*****				Insufficient Turnout to Protect Voter Privacy					*****
810200	8102	36	11	30.56	2	6	2	0						
810200	- Absentee Reporting	36	2	5.56	*****				Insufficient Turnout to Protect Voter Privacy					*****
810200	- Early Vote Reporting	36	17	47.22	11	5	1	0						
810300	8103	693	77	11.11	23	47	4	3						
810300	- Absentee Reporting	693	89	12.84	27	61	0	1						
810300	- Early Vote Reporting	693	447	64.50	137	294	3	11						
810400	8104	603	115	19.07	33	66	5	11						
810400	- Absentee Reporting	603	102	16.92	22	73	2	1						
810400	- Early Vote Reporting	603	244	40.46	76	151	8	8						
810500	8105	633	100	15.80	46	40	6	6						
810500	- Absentee Reporting	633	98	15.48	38	51	1	3						
810500	- Early Vote Reporting	633	302	47.71	133	144	13	10						
810600	8106	908	168	18.50	52	92	5	18						
810600	- Absentee Reporting	908	116	12.78	30	77	3	3						
810600	- Early Vote Reporting	908	436	48.02	159	249	10	14						
810700	8107	1103	210	19.04	73	101	13	19						
810700	- Absentee Reporting	1103	191	17.32	44	133	4	2						
810700	- Early Vote Reporting	1103	397	35.99	143	228	7	15						
810800	8108	905	163	18.01	44	99	10	7						
810800	- Absentee Reporting	905	156	17.24	56	91	1	4						
810800	- Early Vote Reporting	905	407	44.97	138	246	7	15						
810900	8109	1018	216	21.22	75	112	17	9						
810900	- Absentee Reporting	1018	151	14.83	48	90	7	2						
810900	- Early Vote Reporting	1018	404	39.69	151	226	9	14						
811000	8110	318	48	15.09	24	17	4	2						
811000	- Absentee Reporting	318	100	31.45	31	59	2	4						
811000	- Early Vote Reporting	318	97	30.50	42	49	2	4						

10x1037

WASHOE COUNTY Statement of Vote
GENERAL ELECTION

100003		NONPARTISAN U.S. SENATOR-2012											
	Registration	Ballots Cast	Turnout (%)	Berkley, Shelley	Heller, Dean	VanderBeek, David Lory	NONE OF THESE CANDIDATE						
811100 8111	5	1	20.00	*****	*****	*****	*****	Insufficient Turnout to Protect Voter Privacy	*****				
811100 - Absentee Reporting	5	0	0.00	0	0	0	0						
811100 - Early Vote Reporting	5	2	40.00	*****	*****	*****	*****	Insufficient Turnout to Protect Voter Privacy	*****				
811200 8112	39	4	10.26	*****	*****	*****	*****	Insufficient Turnout to Protect Voter Privacy	*****				
811200 - Absentee Reporting	39	8	20.51	*****	*****	*****	*****	Insufficient Turnout to Protect Voter Privacy	*****				
811200 - Early Vote Reporting	39	16	41.03	11	4	1	0						
811400 8114	31	8	25.81	*****	*****	*****	*****	Insufficient Turnout to Protect Voter Privacy	*****				
811400 - Absentee Reporting	31	10	32.26	0	9	0	1						
811400 - Early Vote Reporting	31	10	32.26	3	7	0	0						
811500 8115	3	1	33.33	*****	*****	*****	*****	Insufficient Turnout to Protect Voter Privacy	*****				
811500 - Absentee Reporting	3	0	0.00	0	0	0	0						
811500 - Early Vote Reporting	3	1	33.33	*****	*****	*****	*****	Insufficient Turnout to Protect Voter Privacy	*****				
811600 8116	963	180	18.69	72	79	11	14						
811600 - Absentee Reporting	963	114	11.84	48	59	2	4						
811600 - Early Vote Reporting	963	429	44.55	167	229	14	17						
811700 8117	804	138	17.16	42	69	8	15						
811700 - Absentee Reporting	804	155	19.28	37	109	2	5						
811700 - Early Vote Reporting	804	326	40.55	112	197	7	10						
811800 8118	16	2	12.50	*****	*****	*****	*****	Insufficient Turnout to Protect Voter Privacy	*****				
811800 - Absentee Reporting	16	8	50.00	*****	*****	*****	*****	Insufficient Turnout to Protect Voter Privacy	*****				
811800 - Early Vote Reporting	16	4	25.00	*****	*****	*****	*****	Insufficient Turnout to Protect Voter Privacy	*****				
812000 8120	18	3	16.67	*****	*****	*****	*****	Insufficient Turnout to Protect Voter Privacy	*****				
812000 - Absentee Reporting	18	11	61.11	0	10	0	0						
812000 - Early Vote Reporting	18	2	11.11	*****	*****	*****	*****	Insufficient Turnout to Protect Voter Privacy	*****				
812100 8121	1	0	0.00	0	0	0	0						
812100 - Absentee Reporting	1	0	0.00	0	0	0	0						
812100 - Early Vote Reporting	1	1	100.00	*****	*****	*****	*****	Insufficient Turnout to Protect Voter Privacy	*****				
812500 8125	3	0	0.00	0	0	0	0						
812500 - Absentee Reporting	3	0	0.00	0	0	0	0						
812500 - Early Vote Reporting	3	3	100.00	*****	*****	*****	*****	Insufficient Turnout to Protect Voter Privacy	*****				
812600 8126	6	1	16.67	*****	*****	*****	*****	Insufficient Turnout to Protect Voter Privacy	*****				
812600 - Absentee Reporting	6	2	33.33	*****	*****	*****	*****	Insufficient Turnout to Protect Voter Privacy	*****				
812600 - Early Vote Reporting	6	3	50.00	*****	*****	*****	*****	Insufficient Turnout to Protect Voter Privacy	*****				
812700 8127	1	0	0.00	0	0	0	0						
812700 - Absentee Reporting	1	0	0.00	0	0	0	0						
812700 - Early Vote Reporting	1	1	100.00	*****	*****	*****	*****	Insufficient Turnout to Protect Voter Privacy	*****				
812800 8128	10	0	0.00	0	0	0	0						
812800 - Absentee Reporting	10	0	0.00	0	0	0	0						
812800 - Early Vote Reporting	10	7	70.00	*****	*****	*****	*****	Insufficient Turnout to Protect Voter Privacy	*****				
812900 8129	54	7	12.96	*****	*****	*****	*****	Insufficient Turnout to Protect Voter Privacy	*****				
812900 - Absentee Reporting	54	10	18.52	2	8	0	0						
812900 - Early Vote Reporting	54	29	53.70	10	19	0	0						
813000 8130	2	0	0.00	0	0	0	0						
813000 - Absentee Reporting	2	1	50.00	*****	*****	*****	*****	Insufficient Turnout to Protect Voter Privacy	*****				
813000 - Early Vote Reporting	2	1	50.00	*****	*****	*****	*****	Insufficient Turnout to Protect Voter Privacy	*****				
820000 8200	788	189	23.98	40	132	10	6						
820000 - Absentee Reporting	788	69	8.76	15	50	3	0						
820000 - Early Vote Reporting	788	443	56.22	100	321	8	11						
820100 8201	368	143	38.86	25	106	8	4						
820100 - Absentee Reporting	368	26	7.07	8	15	0	3						
820100 - Early Vote Reporting	368	129	35.05	40	81	5	2						
820200 8202	1321	266	20.14	62	176	14	13						
820200 - Absentee Reporting	1321	118	8.93	42	69	3	3						
820200 - Early Vote Reporting	1321	767	58.06	254	459	24	24						
820300 8203	928	157	16.92	25	125	2	5						
820300 - Absentee Reporting	928	123	13.25	26	91	1	5						
820300 - Early Vote Reporting	928	502	54.09	133	353	7	8						
820400 8204	112	25	22.32	2	22	1	0						
820400 - Absentee Reporting	112	5	4.46	*****	*****	*****	*****	Insufficient Turnout to Protect Voter Privacy	*****				
820400 - Early Vote Reporting	112	68	60.71	14	52	1	0						

4501-01

WASHOE COUNTY Statement of Vote
GENERAL ELECTION

November 6, 2012

NONPARTISAN U.S. SENATOR-2012

100003

	Registration	Ballots Cast	Turnout (%)	Berkley, Shelley	Heller, Dean	VanderBeek, David Lory	NONE OF THESE CANDIDATE							
820500 8205	1042	244	23.42	45	174	11	14							
820500 - Absentee Reporting	1042	113	10.84	26	82	0	5							
820500 - Early Vote Reporting	1042	595	57.10	187	382	9	13							
820600 8206	133	14	10.53	0	14	0	0							
820600 - Absentee Reporting	133	22	16.54	1	20	0	1							
820600 - Early Vote Reporting	133	78	58.65	13	62	0	3							
820700 8207	732	112	15.30	11	88	8	3							
820700 - Absentee Reporting	732	95	12.98	20	71	0	3							
820700 - Early Vote Reporting	732	427	58.33	100	313	5	8							
820800 8208	273	50	18.32	6	41	0	3							
820800 - Absentee Reporting	273	20	7.33	10	8	2	0							
820800 - Early Vote Reporting	273	171	62.64	50	110	5	4							
820900 8209	989	204	20.63	45	135	12	11							
820900 - Absentee Reporting	989	70	7.08	16	50	0	4							
820900 - Early Vote Reporting	989	583	58.95	178	354	18	23							
821000 8210	942	197	20.91	40	135	13	9							
821000 - Absentee Reporting	942	110	11.68	31	73	2	4							
821000 - Early Vote Reporting	942	463	49.15	147	283	23	7							
821100 8211	31	9	29.03	*****	*****	*****	*****	Insufficient Turnout to Protect Voter Privacy	*****	*****	*****	*****	*****	*****
821100 - Absentee Reporting	31	5	16.13	*****	*****	*****	*****	Insufficient Turnout to Protect Voter Privacy	*****	*****	*****	*****	*****	*****
821100 - Early Vote Reporting	31	10	32.26	4	6	0	0							
821200 8212	9	1	11.11	*****	*****	*****	*****	Insufficient Turnout to Protect Voter Privacy	*****	*****	*****	*****	*****	*****
821200 - Absentee Reporting	9	0	0.00	0	0	0	0							
821200 - Early Vote Reporting	9	6	66.67	*****	*****	*****	*****	Insufficient Turnout to Protect Voter Privacy	*****	*****	*****	*****	*****	*****
821300 8213	218	36	16.51	6	28	0	2							
821300 - Absentee Reporting	218	21	9.63	2	19	0	0							
821300 - Early Vote Reporting	218	133	61.01	30	100	2	1							
821400 8214	149	36	24.16	11	19	2	3							
821400 - Absentee Reporting	149	27	18.12	2	25	0	0							
821400 - Early Vote Reporting	149	67	44.97	11	56	0	0							
821500 8215	218	55	25.23	13	36	4	1							
821500 - Absentee Reporting	218	20	9.17	6	14	0	0							
821500 - Early Vote Reporting	218	116	53.21	45	64	3	2							
821600 8216	364	54	14.84	13	35	5	1							
821600 - Absentee Reporting	364	31	8.52	6	22	2	0							
821600 - Early Vote Reporting	364	232	63.74	62	160	3	4							
821700 8217	1004	155	15.44	33	98	16	8							
821700 - Absentee Reporting	1004	77	7.67	27	45	4	1							
821700 - Early Vote Reporting	1004	637	63.45	207	381	25	19							
821800 8218	7	1	14.29	*****	*****	*****	*****	Insufficient Turnout to Protect Voter Privacy	*****	*****	*****	*****	*****	*****
821800 - Absentee Reporting	7	0	0.00	0	0	0	0							
821800 - Early Vote Reporting	7	5	71.43	*****	*****	*****	*****	Insufficient Turnout to Protect Voter Privacy	*****	*****	*****	*****	*****	*****
821900 8219	337	148	43.92	28	113	3	2							
821900 - Absentee Reporting	337	41	12.17	9	27	5	0							
821900 - Early Vote Reporting	337	97	28.78	22	75	0	0							
822000 8220	756	302	39.95	78	200	8	14							
822000 - Absentee Reporting	756	70	9.26	17	48	3	1							
822000 - Early Vote Reporting	756	298	39.42	102	180	7	7							
822100 8221	643	260	40.44	70	162	14	10							
822100 - Absentee Reporting	643	36	5.60	12	24	0	0							
822100 - Early Vote Reporting	643	245	38.10	96	132	12	4							
822200 8222	864	364	42.13	91	229	30	11							
822200 - Absentee Reporting	864	50	5.79	19	29	0	2							
822200 - Early Vote Reporting	864	314	36.34	118	178	11	5							
822300 8223	30	6	20.00	*****	*****	*****	*****	Insufficient Turnout to Protect Voter Privacy	*****	*****	*****	*****	*****	*****
822300 - Absentee Reporting	30	3	10.00	*****	*****	*****	*****	Insufficient Turnout to Protect Voter Privacy	*****	*****	*****	*****	*****	*****
822300 - Early Vote Reporting	30	15	50.00	8	6	0	1							
822600 8226	4	1	25.00	*****	*****	*****	*****	Insufficient Turnout to Protect Voter Privacy	*****	*****	*****	*****	*****	*****
822600 - Absentee Reporting	4	0	0.00	0	0	0	0							
822600 - Early Vote Reporting	4	2	50.00	*****	*****	*****	*****	Insufficient Turnout to Protect Voter Privacy	*****	*****	*****	*****	*****	*****

10-10-57

WASHOE COUNTY Statement of Vote
GENERAL ELECTION

100003		NONPARTISAN U.S. SENATOR-2012														
	Registration	Ballots Cast	Turnout (%)		Berkley, Shelley	Heller, Dean	VanderBeek, David Lory	NONE OF THESE CANDIDATE								157
822700 8227	7	0	0.00		0	0	0	0								
822700 - Absentee Reporting	7	1	14.29		*****				Insufficient Turnout to Protect Voter Privacy						*****	
822700 - Early Vote Reporting	7	4	57.14		*****				Insufficient Turnout to Protect Voter Privacy						*****	
822800 8228	52	20	38.46		3	16	0	1								
822800 - Absentee Reporting	52	2	3.85		*****				Insufficient Turnout to Protect Voter Privacy						*****	
822800 - Early Vote Reporting	52	18	34.62		3	14	1	0								
822900 8229	2	0	0.00		0	0	0	0								
822900 - Absentee Reporting	2	0	0.00		0	0	0	0								
822900 - Early Vote Reporting	2	1	50.00		*****				Insufficient Turnout to Protect Voter Privacy						*****	
823000 8230	25	2	8.00		*****				Insufficient Turnout to Protect Voter Privacy						*****	
823000 - Absentee Reporting	25	3	12.00		*****				Insufficient Turnout to Protect Voter Privacy						*****	
823000 - Early Vote Reporting	25	16	64.00		8	7	1	0								
823100 8231	72	22	30.56		11	10	1	0								
823100 - Absentee Reporting	72	9	12.50		*****				Insufficient Turnout to Protect Voter Privacy						*****	
823100 - Early Vote Reporting	72	29	40.28		10	13	4	1								
823200 8232	28	5	17.86		*****				Insufficient Turnout to Protect Voter Privacy						*****	
823200 - Absentee Reporting	28	5	17.86		*****				Insufficient Turnout to Protect Voter Privacy						*****	
823200 - Early Vote Reporting	28	13	46.43		4	9	0	0								
823300 8233	782	196	25.06		45	128	14	8								
823300 - Absentee Reporting	782	48	6.14		11	34	1	2								
823300 - Early Vote Reporting	782	410	52.43		127	251	14	14								
823400 8234	116	16	13.79		2	13	0	1								
823400 - Absentee Reporting	116	16	13.79		1	13	1	1								
823400 - Early Vote Reporting	116	69	59.48		18	47	2	0								
823500 8235	184	30	16.30		2	24	1	3								
823500 - Absentee Reporting	184	25	13.59		12	10	1	2								
823500 - Early Vote Reporting	184	98	53.26		29	66	2	0								
823600 8236	1173	186	15.86		41	132	8	4								
823600 - Absentee Reporting	1173	182	15.52		42	130	7	3								
823600 - Early Vote Reporting	1173	669	57.03		194	452	8	14								
823700 8237	30	2	6.67		*****				Insufficient Turnout to Protect Voter Privacy						*****	
823700 - Absentee Reporting	30	2	6.67		*****				Insufficient Turnout to Protect Voter Privacy						*****	
823700 - Early Vote Reporting	30	20	66.67		11	9	0	0								
823800 8238	941	176	18.70		39	121	8	6								
823800 - Absentee Reporting	941	159	16.90		23	129	1	4								
823800 - Early Vote Reporting	941	502	53.35		156	332	5	6								
823900 8239	2	0	0.00		0	0	0	0								
823900 - Absentee Reporting	2	0	0.00		0	0	0	0								
823900 - Early Vote Reporting	2	0	0.00		0	0	0	0								
824000 8240	89	26	29.21		1	21	1	0								
824000 - Absentee Reporting	89	11	12.36		2	8	1	0								
824000 - Early Vote Reporting	89	41	46.07		11	28	1	1								
824100 8241	67	14	20.90		3	11	0	0								
824100 - Absentee Reporting	67	12	17.91		0	12	0	0								
824100 - Early Vote Reporting	67	34	50.75		8	24	2	0								
824400 8244	85	17	20.00		7	7	2	1								
824400 - Absentee Reporting	85	9	10.59		*****				Insufficient Turnout to Protect Voter Privacy						*****	
824400 - Early Vote Reporting	85	38	44.71		14	19	4	1								
824500 8245	443	93	20.99		34	48	2	7								
824500 - Absentee Reporting	443	36	8.13		8	18	3	4								
824500 - Early Vote Reporting	443	212	47.86		78	108	15	8								
824700 8247	205	49	23.90		3	38	2	5								
824700 - Absentee Reporting	205	41	20.00		11	29	0	1								
824700 - Early Vote Reporting	205	94	45.85		24	59	3	6								
825000 8250	797	125	15.68		23	92	4	6								
825000 - Absentee Reporting	797	74	9.28		20	50	2	2								
825000 - Early Vote Reporting	797	468	58.72		158	293	10	7								
825100 8251	24	6	25.00		*****				Insufficient Turnout to Protect Voter Privacy						*****	
825100 - Absentee Reporting	24	6	25.00		*****				Insufficient Turnout to Protect Voter Privacy						*****	
825100 - Early Vote Reporting	24	10	41.67		1	7	0	0								

18-1037

WASHOE COUNTY Statement of Vote
GENERAL ELECTION

100003		NONPARTISAN U.S. SENATOR-2012											
	Registration	Ballots Cast	Turnout (%)	Berkley, Shelley	Heller, Dean	VanderBeek, David Lory	NONE OF THESE CANDIDATE						
825200 8252	20	2	10.00										
825200 - Absentee Reporting	20	3	15.00										
825200 - Early Vote Reporting	20	11	55.00	6	5	0	0						
825300 8253	247	50	20.24	10	39	1	0						
825300 - Absentee Reporting	247	19	7.69	4	13	0	2						
825300 - Early Vote Reporting	247	148	59.92	40	100	1	7						
825400 8254	1255	263	20.96	67	159	24	10						
825400 - Absentee Reporting	1255	111	8.84	41	61	3	4						
825400 - Early Vote Reporting	1255	693	55.22	241	413	19	16						
825500 8255	15	2	13.33										
825500 - Absentee Reporting	15	0	0.00	0	0	0	0						
825500 - Early Vote Reporting	15	10	66.67	3	7	0	0						
825600 8256	565	124	21.95	32	80	7	4						
825600 - Absentee Reporting	565	41	7.26	14	21	4	2						
825600 - Early Vote Reporting	565	287	50.80	84	181	13	8						
825900 8259	0	0	0.00	0	0	0	0						
825900 - Absentee Reporting	0	0	0.00	0	0	0	0						
825900 - Early Vote Reporting	0	0	0.00	0	0	0	0						
826000 8260	0	0	0.00	0	0	0	0						
826000 - Absentee Reporting	0	0	0.00	0	0	0	0						
826000 - Early Vote Reporting	0	0	0.00	0	0	0	0						
826100 8261	19	5	26.32										
826100 - Absentee Reporting	19	4	21.05										
826100 - Early Vote Reporting	19	9	47.37										
826200 8262	180	38	21.11	19	10	5	3						
826200 - Absentee Reporting	180	13	7.22	4	8	0	1						
826200 - Early Vote Reporting	180	91	50.56	48	31	6	2						
826300 8263	729	130	17.83	26	95	2	6						
826300 - Absentee Reporting	729	93	12.76	17	73	1	0						
826300 - Early Vote Reporting	729	419	57.48	110	293	2	10						
826400 8264	274	103	37.59	22	66	6	8						
826400 - Absentee Reporting	274	24	8.76	10	12	2	0						
826400 - Early Vote Reporting	274	105	38.32	30	69	3	1						
826500 8265	2	2	100.00										
826500 - Absentee Reporting	2	0	0.00	0	0	0	0						
826500 - Early Vote Reporting	2	0	0.00	0	0	0	0						
826600 8266	1	0	0.00	0	0	0	0						
826600 - Absentee Reporting	1	0	0.00	0	0	0	0						
826600 - Early Vote Reporting	1	0	0.00	0	0	0	0						
826700 8267	2	0	0.00	0	0	0	0						
826700 - Absentee Reporting	2	0	0.00	0	0	0	0						
826700 - Early Vote Reporting	2	2	100.00										
826800 8268	4	0	0.00	0	0	0	0						
826800 - Absentee Reporting	4	1	25.00										
826800 - Early Vote Reporting	4	2	50.00										
827000 8270	366	93	25.41	29	56	4	4						
827000 - Absentee Reporting	366	20	5.46	9	9	2	0						
827000 - Early Vote Reporting	366	189	51.64	45	129	10	4						
827100 8271	745	141	18.93	32	92	7	9						
827100 - Absentee Reporting	745	97	13.02	37	51	1	6						
827100 - Early Vote Reporting	745	421	56.51	148	247	14	10						
827300 8273	344	130	37.79	29	90	6	4						
827300 - Absentee Reporting	344	43	12.50	4	35	1	3						
827300 - Early Vote Reporting	344	108	31.40	38	65	2	1						
827400 8274	0	0	0.00	0	0	0	0						
827400 - Absentee Reporting	0	0	0.00	0	0	0	0						
827400 - Early Vote Reporting	0	0	0.00	0	0	0	0						
827500 8275	0	0	0.00	0	0	0	0						
827500 - Absentee Reporting	0	0	0.00	0	0	0	0						
827500 - Early Vote Reporting	0	0	0.00	0	0	0	0						

18-1059

WASHOE COUNTY Statement of Vote
GENERAL ELECTION

100003		NONPARTISAN U.S. SENATOR-2012													
	Registration	Ballots Cast	Turnout (%)	Berkley, Shelley	Heller, Dean	VanderBeek, David Lory	NONE OF THESE CANDIDATE								
827600 8276	34	13	38.24	7	6	0	0								
827600 - Absentee Reporting	34	0	0.00	0	0	0	0								
827600 - Early Vote Reporting	34	12	35.29	2	9	0	0								
827700 8277	464	89	19.18	21	60	3	4								
827700 - Absentee Reporting	464	50	10.78	18	31	0	0								
827700 - Early Vote Reporting	464	259	55.82	73	172	7	4								
827800 8278	365	63	17.26	14	38	6	4								
827800 - Absentee Reporting	365	21	5.75	4	17	0	0								
827800 - Early Vote Reporting	365	243	66.58	85	143	8	6								
828100 8281	17	0	0.00	0	0	0	0								
828100 - Absentee Reporting	17	5	29.41	*****				Insufficient Turnout to Protect Voter Privacy				*****			
828100 - Early Vote Reporting	17	11	64.71	2	9	0	0								
828700 8287	2	0	0.00	0	0	0	0								
828700 - Absentee Reporting	2	0	0.00	0	0	0	0								
828700 - Early Vote Reporting	2	2	100.00	*****				Insufficient Turnout to Protect Voter Privacy				*****			
828900 8289	0	0	0.00	0	0	0	0								
828900 - Absentee Reporting	0	0	0.00	0	0	0	0								
828900 - Early Vote Reporting	0	0	0.00	0	0	0	0								
829000 8290	0	0	0.00	0	0	0	0								
829000 - Absentee Reporting	0	0	0.00	0	0	0	0								
829000 - Early Vote Reporting	0	0	0.00	0	0	0	0								
829100 8291	0	0	0.00	0	0	0	0								
829100 - Absentee Reporting	0	0	0.00	0	0	0	0								
829100 - Early Vote Reporting	0	0	0.00	0	0	0	0								
829200 8292	0	0	0.00	0	0	0	0								
829200 - Absentee Reporting	0	0	0.00	0	0	0	0								
829200 - Early Vote Reporting	0	0	0.00	0	0	0	0								
829300 8293	0	0	0.00	0	0	0	0								
829300 - Absentee Reporting	0	0	0.00	0	0	0	0								
829300 - Early Vote Reporting	0	0	0.00	0	0	0	0								
829400 8294	2	0	0.00	0	0	0	0								
829400 - Absentee Reporting	2	0	0.00	0	0	0	0								
829400 - Early Vote Reporting	2	2	100.00	*****				Insufficient Turnout to Protect Voter Privacy				*****			
829500 8295	11	2	18.18	*****				Insufficient Turnout to Protect Voter Privacy				*****			
829500 - Absentee Reporting	11	0	0.00	0	0	0	0								
829500 - Early Vote Reporting	11	5	45.45	*****				Insufficient Turnout to Protect Voter Privacy				*****			
840000 8400	0	0	0.00	0	0	0	0								
840000 - Absentee Reporting	0	0	0.00	0	0	0	0								
840000 - Early Vote Reporting	0	0	0.00	0	0	0	0								
850000 8500	65	8	12.31	*****				Insufficient Turnout to Protect Voter Privacy				*****			
850000 - Absentee Reporting	65	10	15.38	2	5	0	3								
850000 - Early Vote Reporting	65	35	53.85	4	26	1	3								
850200 8502	208	58	27.88	5	50	2	1								
850200 - Absentee Reporting	208	24	11.54	7	16	0	0								
850200 - Early Vote Reporting	208	95	45.67	19	73	1	0								
850500 8505	25	4	16.00	*****				Insufficient Turnout to Protect Voter Privacy				*****			
850500 - Absentee Reporting	25	3	12.00	*****				Insufficient Turnout to Protect Voter Privacy				*****			
850500 - Early Vote Reporting	25	11	44.00	2	8	0	1								
910100 - Absentee Reporting	0	0	0.00	0	0	0	0								
910200 - Absentee Reporting	0	0	0.00	0	0	0	0								
910300 - Absentee Reporting	0	0	0.00	0	0	0	0								
910600 - Absentee Reporting	0	0	0.00	0	0	0	0								
910700 - Absentee Reporting	0	0	0.00	0	0	0	0								
910900 - Absentee Reporting	0	0	0.00	0	0	0	0								
911400 - Absentee Reporting	0	0	0.00	0	0	0	0								
911500 - Absentee Reporting	0	0	0.00	0	0	0	0								
911600 - Absentee Reporting	0	0	0.00	0	0	0	0								
911700 - Absentee Reporting	0	0	0.00	0	0	0	0								
911800 - Absentee Reporting	0	0	0.00	0	0	0	0								
912000 - Absentee Reporting	0	0	0.00	0	0	0	0								

12-10-12

WASHOE COUNTY Statement of Vote
GENERAL ELECTION

100003	NONPARTISAN U.S. SENATOR-2012													
	Registration	Ballots Cast	Turnout (%)	Berkley, Shelley	Heller, Dean	VanderBeek, David Lory	NONE OF THESE CANDIDATE							
912100 - Absentee Reporting	0	0	0.00	0	0	0	0							
912200 - Absentee Reporting	0	0	0.00	0	0	0	0							
912300 - Absentee Reporting	0	0	0.00	0	0	0	0							
912400 - Absentee Reporting	0	0	0.00	0	0	0	0							
912500 - Absentee Reporting	0	0	0.00	0	0	0	0							
912600 - Absentee Reporting	0	0	0.00	0	0	0	0							
912800 - Absentee Reporting	0	0	0.00	0	0	0	0							
912900 - Absentee Reporting	0	0	0.00	0	0	0	0							
920200 - Absentee Reporting	0	0	0.00	0	0	0	0							
920500 - Absentee Reporting	0	0	0.00	0	0	0	0							
920700 - Absentee Reporting	0	0	0.00	0	0	0	0							
920800 - Absentee Reporting	0	0	0.00	0	0	0	0							
921000 - Absentee Reporting	0	0	0.00	0	0	0	0							
921100 - Absentee Reporting	0	0	0.00	0	0	0	0							
921200 - Absentee Reporting	0	0	0.00	0	0	0	0							
921400 - Absentee Reporting	0	0	0.00	0	0	0	0							
921500 - Absentee Reporting	0	0	0.00	0	0	0	0							
921800 - Absentee Reporting	0	0	0.00	0	0	0	0							
922100 - Absentee Reporting	0	0	0.00	0	0	0	0							
922200 - Absentee Reporting	0	0	0.00	0	0	0	0							
922300 - Absentee Reporting	0	0	0.00	0	0	0	0							
922400 - Absentee Reporting	0	0	0.00	0	0	0	0							
922700 - Absentee Reporting	0	0	0.00	0	0	0	0							
922800 - Absentee Reporting	0	0	0.00	0	0	0	0							
922900 - Absentee Reporting	0	0	0.00	0	0	0	0							
923000 - Absentee Reporting	0	0	0.00	0	0	0	0							
923100 - Absentee Reporting	0	0	0.00	0	0	0	0							
923200 - Absentee Reporting	0	0	0.00	0	0	0	0							
923300 - Absentee Reporting	0	0	0.00	0	0	0	0							
923400 - Absentee Reporting	0	0	0.00	0	0	0	0							
923500 - Absentee Reporting	0	0	0.00	0	0	0	0							
923600 - Absentee Reporting	0	0	0.00	0	0	0	0							
923700 - Absentee Reporting	0	0	0.00	0	0	0	0							
923900 - Absentee Reporting	0	0	0.00	0	0	0	0							
924000 - Absentee Reporting	0	0	0.00	0	0	0	0							
924300 - Absentee Reporting	0	0	0.00	0	0	0	0							
924400 - Absentee Reporting	0	0	0.00	0	0	0	0							
924500 - Absentee Reporting	0	0	0.00	0	0	0	0							
924600 - Absentee Reporting	0	0	0.00	0	0	0	0							
924700 - Absentee Reporting	0	0	0.00	0	0	0	0							
924800 - Absentee Reporting	0	0	0.00	0	0	0	0							
924900 - Absentee Reporting	0	0	0.00	0	0	0	0							
925100 - Absentee Reporting	0	0	0.00	0	0	0	0							
930300 - Absentee Reporting	0	0	0.00	0	0	0	0							
930400 - Absentee Reporting	0	0	0.00	0	0	0	0							
930700 - Absentee Reporting	0	0	0.00	0	0	0	0							
930800 - Absentee Reporting	0	0	0.00	0	0	0	0							
930900 - Absentee Reporting	0	0	0.00	0	0	0	0							
931000 - Absentee Reporting	0	0	0.00	0	0	0	0							
931100 - Absentee Reporting	0	0	0.00	0	0	0	0							
931200 - Absentee Reporting	0	0	0.00	0	0	0	0							
940000 - Absentee Reporting	0	0	0.00	0	0	0	0							
940800 - Absentee Reporting	0	0	0.00	0	0	0	0							
941500 - Absentee Reporting	0	0	0.00	0	0	0	0							
941700 - Absentee Reporting	0	0	0.00	0	0	0	0							
941900 - Absentee Reporting	0	0	0.00	0	0	0	0							
942000 - Absentee Reporting	0	0	0.00	0	0	0	0							
942200 - Absentee Reporting	0	0	0.00	0	0	0	0							
942400 - Absentee Reporting	0	0	0.00	0	0	0	0							
942500 - Absentee Reporting	0	0	0.00	0	0	0	0							

10/11/12

WASHOE COUNTY Statement of Vote
GENERAL ELECTION

November 6, 2012

NONPARTISAN U.S. SENATOR-2012

100003	Registration	Ballots Cast	Turnout (%)	Berkley, Shelley	Heller, Dean	VanderBeek, David Lory	NONE OF THESE CANDIDATE							
950100 - Absentee Reporting	0	0	0.00	0	0	0	0							
950700 - Absentee Reporting	0	0	0.00	0	0	0	0							
951200 - Absentee Reporting	0	0	0.00	0	0	0	0							
951300 - Absentee Reporting	0	0	0.00	0	0	0	0							
951600 - Absentee Reporting	0	0	0.00	0	0	0	0							
951900 - Absentee Reporting	0	0	0.00	0	0	0	0							
952000 - Absentee Reporting	0	0	0.00	0	0	0	0							
952100 - Absentee Reporting	0	0	0.00	0	0	0	0							
952300 - Absentee Reporting	0	0	0.00	0	0	0	0							
952600 - Absentee Reporting	0	0	0.00	0	0	0	0							
952700 - Absentee Reporting	0	0	0.00	0	0	0	0							
953000 - Absentee Reporting	0	0	0.00	0	0	0	0							
953200 - Absentee Reporting	0	0	0.00	0	0	0	0							
953300 - Absentee Reporting	0	0	0.00	0	0	0	0							
953500 - Absentee Reporting	0	0	0.00	0	0	0	0							
953700 - Absentee Reporting	0	0	0.00	0	0	0	0							
953800 - Absentee Reporting	0	0	0.00	0	0	0	0							
954000 - Absentee Reporting	0	0	0.00	0	0	0	0							
954100 - Absentee Reporting	0	0	0.00	0	0	0	0							
954200 - Absentee Reporting	0	0	0.00	0	0	0	0							
954300 - Absentee Reporting	0	0	0.00	0	0	0	0							
954400 - Absentee Reporting	0	0	0.00	0	0	0	0							
954500 - Absentee Reporting	0	0	0.00	0	0	0	0							
954600 - Absentee Reporting	0	0	0.00	0	0	0	0							
954700 - Absentee Reporting	0	0	0.00	0	0	0	0							
954800 - Absentee Reporting	0	0	0.00	0	0	0	0							
954900 - Absentee Reporting	0	0	0.00	0	0	0	0							
955000 - Absentee Reporting	0	0	0.00	0	0	0	0							
955100 - Absentee Reporting	0	0	0.00	0	0	0	0							
955200 - Absentee Reporting	0	0	0.00	0	0	0	0							
955300 - Absentee Reporting	0	0	0.00	0	0	0	0							
955400 - Absentee Reporting	0	0	0.00	0	0	0	0							
955500 - Absentee Reporting	0	0	0.00	0	0	0	0							
955600 - Absentee Reporting	0	0	0.00	0	0	0	0							
955700 - Absentee Reporting	0	0	0.00	0	0	0	0							
970000 - Absentee Reporting	97	37	38.14	19	15	0	0							
990000 - Absentee Reporting	0	990	0.00	351	361	77	84							
Precinct Totals	240971	55610	23.08	18195	29277	3864	3553							
Absentee Reporting Totals	241068	21406	8.88	7880	10946	1013	971							
Early Vote Reporting Totals	240971	111189	46.14	47089	53555	4609	4615							
Grand Totals	240971	188205	78.10	73164	93778	9486	9139							
UNITED STATES SENATOR	240971	188205	78.10	73164	93778	9486	9139							
DISTRICT 2	240971	188205	78.10	73164	93778	9486	9139							
Senate District 13	60665	43051	70.97	21022	15853	2645	2680							
Senate District 15	77423	61163	79.00	24142	30436	2929	2863							
24TH	30746	20581	66.94	10883	6644	1276	1337							
25TH	42720	35013	81.96	12593	19196	1405	1435							
26TH	43515	35407	81.37	11684	20622	1316	1400							
27TH	34703	26150	75.35	11549	11240	1524	1428							
30TH	29919	22470	75.10	10139	9209	1369	1343							
31ST	36540	29172	79.84	10519	15403	1530	1388							
32ND	16183	12836	79.32	3674	7781	724	553							
40TH	6645	5549	83.51	1753	3307	265	171							
1	56543	45053	79.68	18489	22021	1908	2069							
4	51687	41841	80.95	14641	22594	2152	1990							
RENO	124098	93640	75.46	40357	42208	4703	4909							

11-10-12

WASHOE COUNTY Statement of Vote
GENERAL ELECTION

***Grand Totals 100003		NONPARTISAN U.S. SENATOR-2012													
	Registration	Ballots Cast	Turnout (%)		Berkley, Shelley	Heller, Dean	VanderBeek, David Lory	NONE OF THESE CANDIDATE							
RENO-VERDI	163310	126384	77.39		49963	62551	6112	6008							
GERLACH-WADSWORTH	968	647	66.84		279	265	54	46							

12-1037

WASHOE COUNTY Statement of Vote
GENERAL ELECTION

100004		NONPARTISAN REP IN CONGRESS, DISTRICT 2													
	Registration	Ballots Cast	Turnout (%)		Arnodei, Mark E.	Best, Russell	Haines, Michael L.	Koepnick, Samuel							
100000	1000	596	181	30.37	91	6	8	66							
100000	- Absentee Reporting	596	33	5.54	19	0	0	12							
100000	- Early Vote Reporting	596	301	50.50	119	2	10	157							
100200	1002	921	239	25.95	69	10	18	118							
100200	- Absentee Reporting	921	75	8.14	17	1	5	47							
100200	- Early Vote Reporting	921	257	27.90	84	6	15	137							
100300	1003	1404	360	25.64	134	7	21	172							
100300	- Absentee Reporting	1404	99	7.05	39	1	2	49							
100300	- Early Vote Reporting	1404	630	44.87	219	10	30	340							
100500	1005	0	0	0.00	0	0	0	0							
100500	- Absentee Reporting	0	0	0.00	0	0	0	0							
100500	- Early Vote Reporting	0	0	0.00	0	0	0	0							
100600	1006	393	96	24.43	46	1	10	38							
100600	- Absentee Reporting	393	49	12.47	26	0	0	19							
100600	- Early Vote Reporting	393	171	43.51	77	0	7	82							
100700	1007	1309	183	13.98	107	2	10	49							
100700	- Absentee Reporting	1309	122	9.32	78	0	5	38							
100700	- Early Vote Reporting	1309	793	60.58	486	3	16	267							
100800	1008	193	40	20.73	11	2	2	20							
100800	- Absentee Reporting	193	19	9.84	9	1	2	7							
100800	- Early Vote Reporting	193	83	43.01	31	2	3	46							
101000	1010	1197	287	23.98	160	3	13	90							
101000	- Absentee Reporting	1197	111	9.27	53	1	3	45							
101000	- Early Vote Reporting	1197	634	52.97	280	7	20	298							
101100	1011	1068	164	15.36	43	3	12	90							
101100	- Absentee Reporting	1068	53	4.96	15	3	1	25							
101100	- Early Vote Reporting	1068	417	39.04	77	10	27	273							
101200	1012	310	77	24.84	39	1	2	32							
101200	- Absentee Reporting	310	23	7.42	6	0	2	15							
101200	- Early Vote Reporting	310	119	38.39	54	0	2	61							
101400	1014	1198	254	21.20	132	5	12	85							
101400	- Absentee Reporting	1198	133	11.10	85	1	3	38							
101400	- Early Vote Reporting	1198	626	52.25	258	8	19	310							
101500	1015	52	11	21.15	1	0	0	7							
101500	- Absentee Reporting	52	6	11.54											
101500	- Early Vote Reporting	52	15	28.85	2	0	2	10							
101600	1016	1072	300	27.99	120	11	15	123							
101600	- Absentee Reporting	1072	71	6.62	36	1	3	26							
101600	- Early Vote Reporting	1072	350	32.65	109	9	17	192							
101800	1018	1024	278	27.15	87	4	14	142							
101800	- Absentee Reporting	1024	54	5.27	15	0	2	33							
101800	- Early Vote Reporting	1024	355	34.67	92	5	9	226							
102000	1020	1109	204	18.39	119	5	12	59							
102000	- Absentee Reporting	1109	119	10.73	61	1	5	43							
102000	- Early Vote Reporting	1109	655	59.06	357	11	14	258							
102100	1021	0	0	0.00	0	0	0	0							
102100	- Absentee Reporting	0	0	0.00	0	0	0	0							
102100	- Early Vote Reporting	0	0	0.00	0	0	0	0							
102200	1022	919	145	15.78	91	1	8	33							
102200	- Absentee Reporting	919	81	8.81	49	0	1	28							
102200	- Early Vote Reporting	919	583	63.44	321	5	11	225							
102300	1023	659	85	12.90	58	1	4	18							
102300	- Absentee Reporting	659	95	14.42	62	0	1	28							
102300	- Early Vote Reporting	659	406	61.61	239	0	4	144							
102400	1024	1365	220	16.12	150	1	9	52							
102400	- Absentee Reporting	1365	137	10.04	73	0	3	49							
102400	- Early Vote Reporting	1365	849	62.20	497	6	17	299							
102600	1026	767	150	19.56	90	3	6	44							
102600	- Absentee Reporting	767	74	9.65	40	1	0	28							
102600	- Early Vote Reporting	767	446	58.15	215	3	11	201							

***** Insufficient Turnout to Protect Voter Privacy *****

101007

WASHOE COUNTY Statement of Vote
GENERAL ELECTION

100004		NONPARTISAN REP IN CONGRESS, DISTRICT 2													
	Registration	Ballots Cast	Turnout (%)		Amodei, Mark E.	Best, Russell	Haines, Michael L.	Koepnick, Samuel							157
102700 1027	392	66	16.84		32	1	2	30							
102700 - Absentee Reporting	392	60	15.31		32	0	2	21							
102700 - Early Vote Reporting	392	210	53.57		107	1	3	92							
102900 1029	1360	267	19.63		144	6	17	88							
102900 - Absentee Reporting	1360	121	8.90		66	1	4	43							
102900 - Early Vote Reporting	1360	777	57.13		388	8	13	340							
103100 1031	731	170	23.26		115	2	7	39							
103100 - Absentee Reporting	731	76	10.40		44	0	2	26							
103100 - Early Vote Reporting	731	394	53.90		208	1	11	160							
103200 1032	581	151	25.99		94	3	7	35							
103200 - Absentee Reporting	581	60	10.33		35	2	1	18							
103200 - Early Vote Reporting	581	297	51.12		140	1	7	137							
103300 1033	1012	235	23.22		126	10	15	68							
103300 - Absentee Reporting	1012	115	11.36		58	0	0	50							
103300 - Early Vote Reporting	1012	506	50.00		222	2	10	251							
103500 1035	490	155	31.63		63	2	8	67							
103500 - Absentee Reporting	490	21	4.29		3	0	0	18							
103500 - Early Vote Reporting	490	214	43.67		43	4	8	151							
103600 1036	619	131	21.16		38	6	11	64							
103600 - Absentee Reporting	619	46	7.43		13	1	3	26							
103600 - Early Vote Reporting	619	305	49.27		81	7	14	186							
103800 1038	465	134	28.82		70	1	4	51							
103800 - Absentee Reporting	465	39	8.39		21	0	0	14							
103800 - Early Vote Reporting	465	253	54.41		127	1	2	116							
103900 1039	690	104	15.07		31	2	8	54							
103900 - Absentee Reporting	690	56	8.12		15	1	3	35							
103900 - Early Vote Reporting	690	188	27.25		56	5	8	106							
104000 1040	1	0	0.00		0	0	0	0							
104000 - Absentee Reporting	1	0	0.00		0	0	0	0							
104000 - Early Vote Reporting	1	0	0.00		0	0	0	0							
104300 1043	869	169	19.45		79	6	12	65							
104300 - Absentee Reporting	869	70	8.06		29	2	1	29							
104300 - Early Vote Reporting	869	353	40.62		114	3	25	190							
104400 1044	1180	252	21.36		122	4	17	83							
104400 - Absentee Reporting	1180	85	7.20		32	0	2	44							
104400 - Early Vote Reporting	1180	528	44.75		260	9	14	222							
104500 1045	606	137	22.61		70	3	7	44							
104500 - Absentee Reporting	606	70	11.55		30	0	2	37							
104500 - Early Vote Reporting	606	200	33.00		90	1	7	92							
104600 1046	96	23	23.96		15	0	1	7							
104600 - Absentee Reporting	96	14	14.58		11	0	0	2							
104600 - Early Vote Reporting	96	42	43.75		20	2	1	19							
104700 1047	315	54	17.14		45	1	1	3							
104700 - Absentee Reporting	315	46	14.60		36	0	0	7							
104700 - Early Vote Reporting	315	190	60.32		143	0	2	43							
104900 1049	1	0	0.00		0	0	0	0							
104900 - Absentee Reporting	1	0	0.00		0	0	0	0							
104900 - Early Vote Reporting	1	0	0.00		0	0	0	0							
105000 1050	0	0	0.00		0	0	0	0							
105000 - Absentee Reporting	0	0	0.00		0	0	0	0							
105000 - Early Vote Reporting	0	0	0.00		0	0	0	0							
105100 1051	1	0	0.00		0	0	0	0							
105100 - Absentee Reporting	1	0	0.00		0	0	0	0							
105100 - Early Vote Reporting	1	0	0.00		0	0	0	0							
105300 1053	414	74	17.87		40	1	2	23							
105300 - Absentee Reporting	414	29	7.00		21	0	3	5							
105300 - Early Vote Reporting	414	246	59.42		131	0	4	104							
105500 1055	1077	227	21.08		116	1	15	79							
105500 - Absentee Reporting	1077	78	7.24		34	3	4	33							
105500 - Early Vote Reporting	1077	542	50.32		224	12	23	254							

10-1-057

WASHOE COUNTY Statement of Vote
GENERAL ELECTION

100004		NONPARTISAN REP IN CONGRESS, DISTRICT 2												
		Registration	Ballots Cast	Turnout (%)	Arnold, Mark E.	Best, Russell	Haines, Michael L.	Koepnick, Samuel						
105600	1056	974	207	21.25	109	2	13	71						
	- Absentee Reporting	974	71	7.29	19	0	3	44						
105600	- Early Vote Reporting	974	502	51.54	243	5	9	224						
105700	1057	1282	295	23.01	133	5	20	116						
	- Absentee Reporting	1282	82	6.40	36	1	3	34						
105700	- Early Vote Reporting	1282	582	45.40	231	9	31	273						
105800	1058	2	0	0.00	0	0	0	0						
	- Absentee Reporting	2	2	100.00	***** Insufficient Turnout to Protect Voter Privacy *****									
105800	- Early Vote Reporting	2	0	0.00	0	0	0	0						
105900	1059	0	0	0.00	0	0	0	0						
	- Absentee Reporting	0	0	0.00	0	0	0	0						
105900	- Early Vote Reporting	0	0	0.00	0	0	0	0						
106100	1061	0	0	0.00	0	0	0	0						
	- Absentee Reporting	0	0	0.00	0	0	0	0						
106100	- Early Vote Reporting	0	0	0.00	0	0	0	0						
200000	2000	407	89	21.87	46	3	5	29						
	- Absentee Reporting	407	28	6.88	15	0	1	9						
200000	- Early Vote Reporting	407	231	56.76	99	3	9	113						
200200	2002	0	0	0.00	0	0	0	0						
	- Absentee Reporting	0	0	0.00	0	0	0	0						
200200	- Early Vote Reporting	0	0	0.00	0	0	0	0						
200400	2004	877	138	15.74	40	4	9	75						
	- Absentee Reporting	877	59	6.73	19	0	2	34						
200400	- Early Vote Reporting	877	311	35.46	84	9	8	183						
200600	2006	909	231	25.41	136	1	12	69						
	- Absentee Reporting	909	106	11.66	71	0	1	27						
200600	- Early Vote Reporting	909	456	50.17	248	3	7	187						
200700	2007	72	9	12.50	***** Insufficient Turnout to Protect Voter Privacy *****									
	- Absentee Reporting	72	5	6.94	***** Insufficient Turnout to Protect Voter Privacy *****									
200700	- Early Vote Reporting	72	32	44.44	4	1	0	27						
200900	2009	335	42	12.54	12	1	3	25						
	- Absentee Reporting	335	23	6.87	9	0	2	10						
200900	- Early Vote Reporting	335	117	34.93	26	5	10	68						
201000	2010	228	94	41.23	52	0	4	30						
	- Absentee Reporting	228	34	14.91	19	0	1	9						
201000	- Early Vote Reporting	228	39	17.11	16	0	1	21						
201300	2013	376	72	19.15	51	0	4	15						
	- Absentee Reporting	376	53	14.10	25	0	0	25						
201300	- Early Vote Reporting	376	187	49.73	111	1	1	67						
201600	2016	462	124	26.84	75	1	6	38						
	- Absentee Reporting	462	74	16.02	41	1	1	21						
201600	- Early Vote Reporting	462	200	43.29	108	3	3	79						
201700	2017	728	131	17.99	62	4	5	46						
	- Absentee Reporting	728	80	10.99	32	2	2	37						
201700	- Early Vote Reporting	728	321	44.09	136	6	9	162						
201800	2018	1262	253	20.05	122	7	19	85						
	- Absentee Reporting	1262	78	6.18	27	2	4	35						
201800	- Early Vote Reporting	1262	638	50.55	264	8	26	319						
201900	2019	404	92	22.77	65	0	5	16						
	- Absentee Reporting	404	43	10.64	29	0	2	11						
201900	- Early Vote Reporting	404	217	53.71	133	2	9	65						
202000	2020	427	78	18.27	34	1	6	31						
	- Absentee Reporting	427	22	5.15	5	0	0	14						
202000	- Early Vote Reporting	427	158	37.00	55	1	12	77						
202100	2021	596	108	18.12	70	1	4	27						
	- Absentee Reporting	596	57	9.56	33	0	0	21						
202100	- Early Vote Reporting	596	329	55.20	186	3	8	123						
202200	2022	553	84	15.19	50	2	3	25						
	- Absentee Reporting	553	56	10.13	39	0	0	13						
202200	- Early Vote Reporting	553	320	57.87	212	4	10	82						

18-1037

WASHOE COUNTY Statement of Vote
GENERAL ELECTION

100004		NONPARTISAN REP IN CONGRESS, DISTRICT 2													
	Registration	Ballots Cast	Turnout (%)		Amodio, Mark E.	Best, Russell	Haines, Michael L.	Koepnick, Samuel							
202300 2023	1059	242	22.85		117	4	12	88							
202300 - Absentee Reporting	1059	53	5.00		19	0	2	27							
202300 - Early Vote Reporting	1059	454	42.87		170	9	22	227							
202500 2025	479	66	13.78		50	1	1	11							
202500 - Absentee Reporting	479	74	15.45		52	0	0	20							
202500 - Early Vote Reporting	479	269	56.16		185	0	5	74							
202600 2026	330	82	24.85		38	2	3	34							
202600 - Absentee Reporting	330	26	7.88		17	0	0	9							
202600 - Early Vote Reporting	330	151	45.76		61	1	7	72							
202700 2027	550	91	16.55		51	1	4	26							
202700 - Absentee Reporting	550	74	13.45		41	0	0	28							
202700 - Early Vote Reporting	550	313	56.91		188	1	4	112							
202800 2028	822	163	19.83		107	2	4	36							
202800 - Absentee Reporting	822	109	13.26		68	0	3	33							
202800 - Early Vote Reporting	822	438	53.28		278	2	6	140							
202900 2029	646	111	17.18		63	0	8	35							
202900 - Absentee Reporting	646	76	11.76		57	1	0	17							
202900 - Early Vote Reporting	646	326	50.46		165	4	10	128							
203000 2030	576	124	21.53		72	1	4	36							
203000 - Absentee Reporting	576	52	9.03		31	0	3	17							
203000 - Early Vote Reporting	576	302	52.43		167	2	11	113							
203100 2031	1015	178	17.54		113	1	7	43							
203100 - Absentee Reporting	1015	138	13.60		83	1	0	49							
203100 - Early Vote Reporting	1015	562	55.37		331	1	12	196							
203200 2032	933	248	26.58		102	4	9	113							
203200 - Absentee Reporting	933	45	4.82		25	0	0	18							
203200 - Early Vote Reporting	933	342	36.66		134	3	16	172							
203300 2033	848	161	18.99		94	1	10	43							
203300 - Absentee Reporting	848	61	7.19		35	1	2	18							
203300 - Early Vote Reporting	848	489	57.67		274	1	13	185							
203400 2034	479	70	14.61		55	0	0	12							
203400 - Absentee Reporting	479	60	12.53		53	0	1	5							
203400 - Early Vote Reporting	479	286	59.71		217	0	5	58							
203500 2035	797	145	18.19		88	2	5	38							
203500 - Absentee Reporting	797	108	13.55		70	1	0	32							
203500 - Early Vote Reporting	797	403	50.56		266	4	7	112							
203600 2036	905	163	18.01		86	3	5	55							
203600 - Absentee Reporting	905	100	11.05		44	0	4	48							
203600 - Early Vote Reporting	905	490	54.14		265	1	14	198							
203700 2037	295	46	15.59		31	1	3	9							
203700 - Absentee Reporting	295	51	17.29		29	1	2	15							
203700 - Early Vote Reporting	295	166	56.27		104	2	3	48							
203900 2039	622	133	21.38		43	5	10	64							
203900 - Absentee Reporting	622	51	8.20		18	0	3	28							
203900 - Early Vote Reporting	622	223	35.85		65	3	15	124							
204000 2040	473	76	16.07		43	0	2	26							
204000 - Absentee Reporting	473	49	10.36		22	0	2	20							
204000 - Early Vote Reporting	473	253	53.49		124	0	9	114							
204100 2041	718	193	26.88		129	0	11	40							
204100 - Absentee Reporting	718	53	7.38		30	1	1	21							
204100 - Early Vote Reporting	718	349	48.61		212	10	8	112							
204200 2042	1173	285	24.30		161	7	11	92							
204200 - Absentee Reporting	1173	58	4.94		28	1	2	24							
204200 - Early Vote Reporting	1173	580	49.45		295	8	23	245							
204300 2043	2	0	0.00		0	0	0	0							
204300 - Absentee Reporting	2	0	0.00		0	0	0	0							
204300 - Early Vote Reporting	2	1	50.00		*****										
204400 2044	13	5	38.46		*****										
204400 - Absentee Reporting	13	2	15.38		*****										
204400 - Early Vote Reporting	13	2	15.38		*****										

101-101

Insufficient Turnout to Protect Voter Privacy *****
 Insufficient Turnout to Protect Voter Privacy *****
 Insufficient Turnout to Protect Voter Privacy *****
 Insufficient Turnout to Protect Voter Privacy *****

WASHOE COUNTY Statement of Vote
GENERAL ELECTION

100004		NONPARTISAN REP IN CONGRESS, DISTRICT 2											
	Registration	Ballots Cast	Turnout (%)	Annedei, Mark E.	Best, Russell	Haines, Michael L.	Koeprnick, Samuel						
204500 - 2045	0	0	0.00	0	0	0	0						
204500 - Absentee Reporting	0	0	0.00	0	0	0	0						
204500 - Early Vote Reporting	0	0	0.00	0	0	0	0						
204600 - 2046	3	3	100.00										
204600 - Absentee Reporting	3	0	0.00										
204600 - Early Vote Reporting	3	0	0.00										
204700 - 2047	1242	325	26.17	202	5	10	91						
204700 - Absentee Reporting	1242	68	5.48	32	0	1	32						
204700 - Early Vote Reporting	1242	663	53.38	373	5	25	230						
204800 - 2048	0	0	0.00	0	0	0	0						
204800 - Absentee Reporting	0	0	0.00	0	0	0	0						
204800 - Early Vote Reporting	0	0	0.00	0	0	0	0						
204900 - 2049	832	149	17.91	63	1	9	64						
204900 - Absentee Reporting	832	71	8.53	33	1	2	30						
204900 - Early Vote Reporting	832	356	42.79	127	12	15	184						
205000 - 2050	588	129	21.94	93	0	5	27						
205000 - Absentee Reporting	588	79	13.44	48	1	1	27						
205000 - Early Vote Reporting	588	309	52.55	158	2	2	136						
205100 - 2051	0	0	0.00	0	0	0	0						
205100 - Absentee Reporting	0	0	0.00	0	0	0	0						
205100 - Early Vote Reporting	0	0	0.00	0	0	0	0						
205300 - 2053	0	0	0.00	0	0	0	0						
205300 - Absentee Reporting	0	0	0.00	0	0	0	0						
205300 - Early Vote Reporting	0	0	0.00	0	0	0	0						
205400 - 2054	0	0	0.00	0	0	0	0						
205400 - Absentee Reporting	0	0	0.00	0	0	0	0						
205400 - Early Vote Reporting	0	0	0.00	0	0	0	0						
205500 - 2055	953	241	25.29	138	6	19	65						
205500 - Absentee Reporting	953	61	6.40	38	0	5	14						
205500 - Early Vote Reporting	953	519	54.46	312	5	8	172						
205700 - 2057	1	0	0.00	0	0	0	0						
205700 - Absentee Reporting	1	0	0.00	0	0	0	0						
205700 - Early Vote Reporting	1	0	0.00	0	0	0	0						
205800 - 2058	1446	405	28.01	241	3	19	115						
205800 - Absentee Reporting	1446	116	8.02	59	3	2	35						
205800 - Early Vote Reporting	1446	699	48.34	408	3	21	251						
205900 - 2059	225	46	20.44	30	0	3	12						
205900 - Absentee Reporting	225	25	11.11	12	0	0	12						
205900 - Early Vote Reporting	225	119	52.89	63	0	3	47						
206000 - 2060	0	0	0.00	0	0	0	0						
206000 - Absentee Reporting	0	0	0.00	0	0	0	0						
206000 - Early Vote Reporting	0	0	0.00	0	0	0	0						
206100 - 2061	0	0	0.00	0	0	0	0						
206100 - Absentee Reporting	0	0	0.00	0	0	0	0						
206100 - Early Vote Reporting	0	0	0.00	0	0	0	0						
206200 - 2062	0	0	0.00	0	0	0	0						
206200 - Absentee Reporting	0	0	0.00	0	0	0	0						
206200 - Early Vote Reporting	0	0	0.00	0	0	0	0						
206300 - 2063	4	0	0.00	0	0	0	0						
206300 - Absentee Reporting	4	1	25.00										
206300 - Early Vote Reporting	4	3	75.00										
206400 - 2064	0	0	0.00	0	0	0	0						
206400 - Absentee Reporting	0	0	0.00	0	0	0	0						
206400 - Early Vote Reporting	0	0	0.00	0	0	0	0						
206500 - 2065	4	3	75.00										
206500 - Absentee Reporting	4	0	0.00	0	0	0	0						
206500 - Early Vote Reporting	4	0	0.00	0	0	0	0						
206600 - 2066	0	0	0.00	0	0	0	0						
206600 - Absentee Reporting	0	0	0.00	0	0	0	0						
206600 - Early Vote Reporting	0	0	0.00	0	0	0	0						

***** Insufficient Turnout to Protect Voter Privacy *****

***** Insufficient Turnout to Protect Voter Privacy *****
***** Insufficient Turnout to Protect Voter Privacy *****

***** Insufficient Turnout to Protect Voter Privacy *****

10-11-12

WASHOE COUNTY Statement of Vote
GENERAL ELECTION

100004		NONPARTISAN REP IN CONGRESS, DISTRICT 2												
		Registration	Ballots Cast	Turnout (%)	Amodei, Mark E.	Best, Russell	Haines, Michael L.	Koepnick, Samuel						
206700	2067	0	0	0.00	0	0	0	0						
206700	- Absentee Reporting	0	0	0.00	0	0	0	0						
206700	- Early Vote Reporting	0	0	0.00	0	0	0	0						
206800	2068	6	3	50.00	*****									
206800	- Absentee Reporting	6	1	16.67	*****									
206800	- Early Vote Reporting	6	2	16.67	*****									
206900	2069	2	2	100.00	*****									
206900	- Absentee Reporting	2	0	0.00	0	0	0	0						
206900	- Early Vote Reporting	2	0	0.00	0	0	0	0						
207000	2070	0	0	0.00	0	0	0	0						
207000	- Absentee Reporting	0	0	0.00	0	0	0	0						
207000	- Early Vote Reporting	0	0	0.00	0	0	0	0						
207200	2072	3	0	0.00	0	0	0	0						
207200	- Absentee Reporting	3	0	0.00	0	0	0	0						
207200	- Early Vote Reporting	3	3	100.00	*****									
207300	2073	2	0	0.00	0	0	0	0						
207300	- Absentee Reporting	2	1	50.00	*****									
207300	- Early Vote Reporting	2	1	50.00	*****									
207400	2074	0	0	0.00	0	0	0	0						
207400	- Absentee Reporting	0	0	0.00	0	0	0	0						
207400	- Early Vote Reporting	0	0	0.00	0	0	0	0						
207500	2075	28	7	25.00	*****									
207500	- Absentee Reporting	28	0	0.00	0	0	0	0						
207500	- Early Vote Reporting	28	19	67.86	14	0	0	5						
207600	2076	2	0	0.00	0	0	0	0						
207600	- Absentee Reporting	2	2	100.00	*****									
207600	- Early Vote Reporting	2	0	0.00	0	0	0	0						
207700	2077	2	1	50.00	*****									
207700	- Absentee Reporting	2	0	0.00	0	0	0	0						
207700	- Early Vote Reporting	2	1	50.00	*****									
207800	2078	0	0	0.00	0	0	0	0						
207800	- Absentee Reporting	0	0	0.00	0	0	0	0						
207800	- Early Vote Reporting	0	0	0.00	0	0	0	0						
207900	2079	2	0	0.00	0	0	0	0						
207900	- Absentee Reporting	2	0	0.00	0	0	0	0						
207900	- Early Vote Reporting	2	2	100.00	*****									
208000	2080	962	212	22.04	110	3	7	76						
208000	- Absentee Reporting	962	90	9.36	50	0	1	37						
208000	- Early Vote Reporting	962	434	45.11	225	4	12	174						
300100	3001	546	88	16.12	26	4	5	47						
300100	- Absentee Reporting	546	55	10.07	13	1	3	32						
300100	- Early Vote Reporting	546	184	33.70	53	4	12	103						
300200	3002	12	1	8.33	*****									
300200	- Absentee Reporting	12	3	25.00	*****									
300200	- Early Vote Reporting	12	5	41.67	*****									
300300	3003	3	0	0.00	0	0	0	0						
300300	- Absentee Reporting	3	3	100.00	*****									
300300	- Early Vote Reporting	3	0	0.00	0	0	0	0						
300400	3004	608	182	29.93	73	5	9	86						
300400	- Absentee Reporting	608	50	8.22	20	1	1	23						
300400	- Early Vote Reporting	608	235	38.65	57	2	14	148						
300500	3005	85	15	17.65	5	0	2	6						
300500	- Absentee Reporting	85	7	8.24	*****									
300500	- Early Vote Reporting	85	23	27.06	3	1	1	17						
300600	3006	66	6	9.09	*****									
300600	- Absentee Reporting	66	12	18.18	6	0	0	6						
300600	- Early Vote Reporting	66	37	56.06	15	0	0	21						
300700	3007	1087	237	21.80	77	3	8	129						
300700	- Absentee Reporting	1087	67	6.16	28	1	1	34						
300700	- Early Vote Reporting	1087	477	43.88	104	8	15	309						

101-101

NONPARTISAN REP IN CONGRESS, DISTRICT 2

100004

	Registration	Ballots Cast	Turnout (%)	Ammodei, Mark E.	Best, Russell	Haines, Michael L.	Koenrick, Samuel						137
300800 3008	584	95	16.27	21	2	8	55						
300800 - Absentee Reporting	584	46	7.88	14	2	4	25						
300800 - Early Vote Reporting	584	197	33.73	58	5	10	113						
300900 3009	1308	267	20.41	74	9	22	138						
300900 - Absentee Reporting	1308	96	7.34	31	1	4	52						
300900 - Early Vote Reporting	1308	459	35.09	116	13	25	280						
301000 3010	1181	232	19.64	77	11	18	113						
301000 - Absentee Reporting	1181	90	7.62	34	2	4	42						
301000 - Early Vote Reporting	1181	466	39.46	114	4	22	298						
301100 3011	369	67	18.16	22	2	4	34						
301100 - Absentee Reporting	369	26	7.05	2	1	2	17						
301100 - Early Vote Reporting	369	116	31.44	23	2	6	77						
301200 3012	1026	209	20.37	53	6	20	112						
301200 - Absentee Reporting	1026	61	5.95	14	2	4	40						
301200 - Early Vote Reporting	1026	384	37.43	91	8	17	241						
301300 3013	7	0	0.00	0	0	0	0						
301300 - Absentee Reporting	7	3	42.86	*****			Insufficient Turnout to Protect Voter Privacy					*****	
301300 - Early Vote Reporting	7	2	28.57	*****			Insufficient Turnout to Protect Voter Privacy					*****	
301400 3014	83	18	21.69	8	1	1	7						
301400 - Absentee Reporting	83	8	9.64	*****			Insufficient Turnout to Protect Voter Privacy					*****	
301400 - Early Vote Reporting	83	35	42.17	7	3	4	19						
301500 3015	53	6	11.32	*****			Insufficient Turnout to Protect Voter Privacy					*****	
301500 - Absentee Reporting	53	0	0.00	0	0	0	0						
301500 - Early Vote Reporting	53	8	15.09	*****			Insufficient Turnout to Protect Voter Privacy					*****	
301600 3016	1155	307	26.58	97	8	19	166						
301600 - Absentee Reporting	1155	74	6.41	29	0	3	36						
301600 - Early Vote Reporting	1155	460	39.83	133	9	16	274						
301700 3017	1005	221	21.99	50	5	13	138						
301700 - Absentee Reporting	1005	92	9.15	29	1	1	58						
301700 - Early Vote Reporting	1005	402	40.00	87	11	12	264						
301800 3018	1000	211	21.10	52	10	19	116						
301800 - Absentee Reporting	1000	47	4.70	14	0	4	26						
301800 - Early Vote Reporting	1000	415	41.50	68	12	12	293						
301900 3019	713	111	15.57	34	2	10	57						
301900 - Absentee Reporting	713	40	5.61	14	1	0	20						
301900 - Early Vote Reporting	713	313	43.90	91	5	17	178						
302000 3020	582	106	18.21	32	4	13	52						
302000 - Absentee Reporting	582	28	4.81	11	0	2	14						
302000 - Early Vote Reporting	582	240	41.24	63	6	11	146						
302100 3021	14	3	21.43	*****			Insufficient Turnout to Protect Voter Privacy					*****	
302100 - Absentee Reporting	14	2	14.29	*****			Insufficient Turnout to Protect Voter Privacy					*****	
302100 - Early Vote Reporting	14	7	50.00	*****			Insufficient Turnout to Protect Voter Privacy					*****	
302200 3022	979	222	22.68	81	6	17	100						
302200 - Absentee Reporting	979	56	5.72	28	0	0	24						
302200 - Early Vote Reporting	979	486	49.64	199	6	16	232						
302300 3023	441	130	29.48	35	4	13	75						
302300 - Absentee Reporting	441	26	5.90	12	0	1	12						
302300 - Early Vote Reporting	441	141	31.97	37	3	6	88						
302400 3024	1105	172	15.57	73	2	20	66						
302400 - Absentee Reporting	1105	64	5.79	28	0	0	31						
302400 - Early Vote Reporting	1105	636	57.56	270	10	24	302						
302500 3025	5	0	0.00	0	0	0	0						
302500 - Absentee Reporting	5	0	0.00	0	0	0	0						
302500 - Early Vote Reporting	5	5	100.00	*****			Insufficient Turnout to Protect Voter Privacy					*****	
302600 3026	1303	205	15.73	99	9	11	69						
302600 - Absentee Reporting	1303	134	10.28	63	1	2	58						
302600 - Early Vote Reporting	1303	661	50.73	288	7	24	318						
302700 3027	12	3	25.00	*****			Insufficient Turnout to Protect Voter Privacy					*****	
302700 - Absentee Reporting	12	2	16.67	*****			Insufficient Turnout to Protect Voter Privacy					*****	
302700 - Early Vote Reporting	12	5	41.67	*****			Insufficient Turnout to Protect Voter Privacy					*****	

12-1-057

WASHOE COUNTY Statement of Vote
GENERAL ELECTION

100004	NONPARTISAN REP IN CONGRESS, DISTRICT 2												
	Registration	Ballots Cast	Turnout (%)	Almodei, Mark E.	Best, Russell	Haines, Michael L.	Koepnick, Samuel						
302800 3028	298	82	27.52	12	2	8	53						
302800 - Absentee Reporting	298	8	2.68	*****				Insufficient Turnout to Protect Voter Privacy					*****
302800 - Early Vote Reporting	298	119	39.93	22	1	4	88						
302900 3029	339	38	11.21	20	1	2	14						
302900 - Absentee Reporting	339	25	7.37	14	0	0	11						
302900 - Early Vote Reporting	339	204	60.18	107	2	5	81						
303000 3030	577	116	20.10	50	0	1	59						
303000 - Absentee Reporting	577	47	8.15	23	0	1	20						
303000 - Early Vote Reporting	577	294	50.95	151	2	16	116						
303100 3031	583	89	15.27	47	2	5	32						
303100 - Absentee Reporting	583	14	2.40	2	0	1	9						
303100 - Early Vote Reporting	583	262	44.94	86	8	14	142						
303200 3032	706	103	14.59	70	1	9	19						
303200 - Absentee Reporting	706	61	8.64	29	1	1	25						
303200 - Early Vote Reporting	706	427	60.48	230	3	12	169						
303300 3033	188	33	17.55	13	1	3	15						
303300 - Absentee Reporting	188	8	4.26	*****				Insufficient Turnout to Protect Voter Privacy					*****
303300 - Early Vote Reporting	188	73	38.83	29	1	3	37						
303400 3034	0	0	0.00	0	0	0	0						
303400 - Absentee Reporting	0	0	0.00	0	0	0	0						
303400 - Early Vote Reporting	0	1	0.00	*****				Insufficient Turnout to Protect Voter Privacy					*****
303500 3035	0	0	0.00	0	0	0	0						
303500 - Absentee Reporting	0	0	0.00	0	0	0	0						
303500 - Early Vote Reporting	0	0	0.00	0	0	0	0						
303600 3036	246	58	23.58	10	2	3	38						
303600 - Absentee Reporting	246	13	5.28	4	1	0	7						
303600 - Early Vote Reporting	246	84	34.15	21	4	8	41						
303800 3038	472	163	34.53	101	4	13	39						
303800 - Absentee Reporting	472	21	4.45	13	0	2	6						
303800 - Early Vote Reporting	472	212	44.92	103	3	5	94						
303900 3039	2	0	0.00	0	0	0	0						
303900 - Absentee Reporting	2	0	0.00	0	0	0	0						
303900 - Early Vote Reporting	2	2	100.00	*****				Insufficient Turnout to Protect Voter Privacy					*****
304000 3040	482	88	18.26	14	5	11	54						
304000 - Absentee Reporting	482	27	5.60	3	1	0	21						
304000 - Early Vote Reporting	482	183	37.97	27	4	13	121						
400000 4000	788	162	20.56	52	3	12	82						
400000 - Absentee Reporting	788	37	4.70	13	0	3	20						
400000 - Early Vote Reporting	788	284	36.04	60	11	26	171						
400300 4003	834	195	23.38	84	2	9	80						
400300 - Absentee Reporting	834	78	9.35	40	3	2	30						
400300 - Early Vote Reporting	834	353	42.33	108	7	12	214						
400500 4005	536	112	20.90	44	5	11	44						
400500 - Absentee Reporting	536	41	7.65	17	1	3	19						
400500 - Early Vote Reporting	536	177	33.02	65	2	9	91						
400700 4007	16	4	25.00	*****				Insufficient Turnout to Protect Voter Privacy					*****
400700 - Absentee Reporting	16	1	6.25	*****				Insufficient Turnout to Protect Voter Privacy					*****
400700 - Early Vote Reporting	16	3	18.75	*****				Insufficient Turnout to Protect Voter Privacy					*****
400800 4008	0	0	0.00	0	0	0	0						
400800 - Absentee Reporting	0	0	0.00	0	0	0	0						
400800 - Early Vote Reporting	0	0	0.00	0	0	0	0						
400900 4009	459	127	27.67	54	2	12	54						
400900 - Absentee Reporting	459	51	11.11	29	0	1	18						
400900 - Early Vote Reporting	459	163	35.51	69	6	5	74						
401200 4012	814	211	25.92	90	3	11	85						
401200 - Absentee Reporting	814	43	5.28	26	1	3	10						
401200 - Early Vote Reporting	814	286	35.14	91	9	12	152						
401400 4014	1055	201	19.05	84	8	16	76						
401400 - Absentee Reporting	1055	77	7.30	33	2	1	35						
401400 - Early Vote Reporting	1055	493	46.73	183	10	17	256						

12-10-12

WASHOE COUNTY Statement of Vote
GENERAL ELECTION

100004		NONPARTISAN REP IN CONGRESS, DISTRICT 2													
		Registration	Ballots Cast	Turnout (%)		Ammodei, Mark E.	Best, Russell	Haines, Michael L.	Koepnick, Samuel						
401500	4015	0	0	0.00		0	0	0	0						
401500	- Absentee Reporting	0	0	0.00		0	0	0	0						
401500	- Early Vote Reporting	0	0	0.00		0	0	0	0						
401600	4016	1209	291	24.07		138	6	15	109						
401600	- Absentee Reporting	1209	74	6.12		26	1	2	40						
401600	- Early Vote Reporting	1209	461	38.13		178	6	21	221						
401700	4017	1019	286	28.07		120	12	19	122						
401700	- Absentee Reporting	1019	47	4.61		17	0	3	26						
401700	- Early Vote Reporting	1019	355	34.84		124	5	20	193						
401800	4018	0	0	0.00		0	0	0	0						
401800	- Absentee Reporting	0	0	0.00		0	0	0	0						
401800	- Early Vote Reporting	0	0	0.00		0	0	0	0						
401900	4019	874	237	27.12		93	5	13	113						
401900	- Absentee Reporting	874	44	5.03		17	1	2	20						
401900	- Early Vote Reporting	874	283	32.38		109	5	15	134						
402000	4020	333	91	27.33		27	1	9	44						
402000	- Absentee Reporting	333	17	5.11		7	0	1	7						
402000	- Early Vote Reporting	333	116	34.83		32	0	3	73						
402100	4021	202	55	27.23		33	0	0	14						
402100	- Absentee Reporting	202	18	8.91		11	0	1	6						
402100	- Early Vote Reporting	202	90	44.55		51	0	3	32						
402200	4022	90	10	11.11		1	0	2	6						
402200	- Absentee Reporting	90	12	13.33		2	0	0	10						
402200	- Early Vote Reporting	90	51	56.67		14	2	3	28						
402300	4023	605	116	19.17		58	6	9	37						
402300	- Absentee Reporting	605	56	9.26		25	2	3	22						
402300	- Early Vote Reporting	605	271	44.79		109	4	6	138						
402400	4024	479	127	26.51		62	7	9	42						
402400	- Absentee Reporting	479	26	5.43		9	0	1	16						
402400	- Early Vote Reporting	479	177	36.95		82	5	9	77						
402500	4025	732	181	24.73		87	1	10	74						
402500	- Absentee Reporting	732	67	9.15		44	1	0	21						
402500	- Early Vote Reporting	732	280	38.25		131	7	12	120						
402600	4026	4	0	0.00		0	0	0	0						
402600	- Absentee Reporting	4	4	100.00											
402600	- Early Vote Reporting	4	1	25.00											
402800	4028	0	0	0.00		0	0	0	0						
402800	- Absentee Reporting	0	0	0.00		0	0	0	0						
402800	- Early Vote Reporting	0	0	0.00		0	0	0	0						
402900	4029	0	0	0.00		0	0	0	0						
402900	- Absentee Reporting	0	0	0.00		0	0	0	0						
402900	- Early Vote Reporting	0	0	0.00		0	0	0	0						
403200	4032	1155	326	28.23		154	7	17	122						
403200	- Absentee Reporting	1155	96	8.31		44	1	4	40						
403200	- Early Vote Reporting	1155	505	43.72		248	5	24	215						
403300	4033	1101	260	23.61		140	3	12	90						
403300	- Absentee Reporting	1101	96	8.72		48	1	3	38						
403300	- Early Vote Reporting	1101	544	49.41		258	7	16	245						
403500	4035	1381	375	27.15		189	5	15	149						
403500	- Absentee Reporting	1381	79	5.72		37	1	5	30						
403500	- Early Vote Reporting	1381	559	40.48		284	5	20	226						
403600	4036	705	172	24.40		78	5	8	72						
403600	- Absentee Reporting	705	40	5.67		23	1	0	15						
403600	- Early Vote Reporting	705	308	43.69		141	10	13	134						
403700	4037	1006	269	26.74		132	2	13	104						
403700	- Absentee Reporting	1006	68	6.76		30	0	2	30						
403700	- Early Vote Reporting	1006	418	41.55		208	12	15	173						
403800	4038	553	150	27.12		56	7	9	68						
403800	- Absentee Reporting	553	61	11.03		24	4	4	29						
403800	- Early Vote Reporting	553	217	39.24		85	6	9	101						

***** Insufficient Turnout to Protect Voter Privacy *****
 ***** Insufficient Turnout to Protect Voter Privacy *****

10/10/12

WASHOE COUNTY Statement of Vote
GENERAL ELECTION

100004		NONPARTISAN REP IN CONGRESS, DISTRICT 2														
		Registration	Ballots Cast	Turnout (%)		Arnold, Mark E.	Best, Russell	Haines, Michael L.	Koepnick, Samuel							
403900	4039	1231	337	27.38		167	3	13	131							
403900	- Absentee Reporting	1231	83	6.74		30	0	2	47							
403900	- Early Vote Reporting	1231	509	41.35		207	10	15	255							
404000	4040	1	0	0.00		0	0	0	0							
404000	- Absentee Reporting	1	0	0.00		0	0	0	0							
404000	- Early Vote Reporting	1	0	0.00		0	0	0	0							
404100	4041	1284	382	29.75		163	15	29	146							
404100	- Absentee Reporting	1284	64	4.98		26	2	2	27							
404100	- Early Vote Reporting	1284	455	35.44		173	6	20	240							
404200	4042	0	0	0.00		0	0	0	0							
404200	- Absentee Reporting	0	0	0.00		0	0	0	0							
404200	- Early Vote Reporting	0	0	0.00		0	0	0	0							
404300	4043	41	11	26.83		9	1	1	0							
404300	- Absentee Reporting	41	2	4.88		*****										
404300	- Early Vote Reporting	41	22	53.66		18	0	1	2							
404500	4045	729	179	24.55		73	8	18	66							
404500	- Absentee Reporting	729	22	3.02		18	0	0	4							
404500	- Early Vote Reporting	729	243	33.33		108	2	11	114							
404600	4046	77	13	16.88		5	1	1	6							
404600	- Absentee Reporting	77	3	3.90		*****										
404600	- Early Vote Reporting	77	25	32.47		10	0	1	12							
404700	4047	63	24	38.10		10	0	0	14							
404700	- Absentee Reporting	63	5	7.94		*****										
404700	- Early Vote Reporting	63	25	39.68		17	0	0	8							
405000	4050	0	0	0.00		0	0	0	0							
405000	- Absentee Reporting	0	0	0.00		0	0	0	0							
405000	- Early Vote Reporting	0	0	0.00		0	0	0	0							
405100	4051	0	0	0.00		0	0	0	0							
405100	- Absentee Reporting	0	0	0.00		0	0	0	0							
405100	- Early Vote Reporting	0	0	0.00		0	0	0	0							
405200	4052	0	0	0.00		0	0	0	0							
405200	- Absentee Reporting	0	0	0.00		0	0	0	0							
405200	- Early Vote Reporting	0	0	0.00		0	0	0	0							
405300	4053	1373	309	22.51		83	6	22	170							
405300	- Absentee Reporting	1373	46	3.35		12	0	2	27							
405300	- Early Vote Reporting	1373	473	34.45		93	16	26	311							
500000	5000	720	200	27.78		80	0	12	100							
500000	- Absentee Reporting	720	53	7.36		24	0	2	24							
500000	- Early Vote Reporting	720	306	42.50		116	1	7	167							
500300	5003	54	15	27.78		7	0	2	6							
500300	- Absentee Reporting	54	6	11.11		*****										
500300	- Early Vote Reporting	54	19	35.19		8	0	0	11							
500500	5005	1335	155	11.61		51	6	10	76							
500500	- Absentee Reporting	1335	94	7.04		25	3	5	52							
500500	- Early Vote Reporting	1335	288	21.57		87	13	18	160							
500600	5006	1197	351	29.32		151	7	19	152							
500600	- Absentee Reporting	1197	82	6.85		38	1	2	40							
500600	- Early Vote Reporting	1197	559	46.70		216	3	14	297							
500700	5007	75	15	20.00		9	0	0	5							
500700	- Absentee Reporting	75	11	14.67		1	0	1	6							
500700	- Early Vote Reporting	75	36	48.00		8	0	2	22							
500800	5008	681	164	24.08		67	3	12	72							
500800	- Absentee Reporting	681	51	7.49		16	1	1	27							
500800	- Early Vote Reporting	681	256	37.59		79	4	7	154							
500900	5009	705	184	26.10		66	4	14	85							
500900	- Absentee Reporting	705	33	4.68		9	0	3	18							
500900	- Early Vote Reporting	705	284	40.28		72	5	10	177							
501000	5010	1237	345	27.89		117	11	34	156							
501000	- Absentee Reporting	1237	47	3.80		17	1	1	23							
501000	- Early Vote Reporting	1237	435	35.17		108	7	25	263							

10-1-054

WASHOE COUNTY Statement of Vote
GENERAL ELECTION

November 6, 2012

NONPARTISAN REP IN CONGRESS, DISTRICT 2

100004

	Registration	Ballots Cast	Turnout (%)	Amodei, Mark E.	Best, Russell	Haines, Michael L.	Koepnick, Samuel								
501100 5011	870	191	21.95	108	0	3	61								
501100 - Absentee Reporting	870	70	8.05	28	0	3	32								
501100 - Early Vote Reporting	870	461	52.99	208	10	11	212								
501200 5012	470	106	22.55	49	1	4	47								
501200 - Absentee Reporting	470	35	7.45	16	0	0	16								
501200 - Early Vote Reporting	470	222	47.23	81	3	6	119								
501400 5014	774	139	17.96	81	1	4	47								
501400 - Absentee Reporting	774	58	7.49	31	0	1	22								
501400 - Early Vote Reporting	774	448	57.88	237	9	8	177								
501500 5015	0	0	0.00	0	0	0	0								
501500 - Absentee Reporting	0	0	0.00	0	0	0	0								
501500 - Early Vote Reporting	0	0	0.00	0	0	0	0								
501600 5016	1150	282	24.52	132	11	20	105								
501600 - Absentee Reporting	1150	113	9.83	52	3	9	43								
501600 - Early Vote Reporting	1150	480	41.74	203	5	17	230								
501800 5018	1015	244	24.04	107	3	13	107								
501800 - Absentee Reporting	1015	81	7.98	38	0	3	28								
501800 - Early Vote Reporting	1015	473	46.60	182	6	20	242								
502000 5020	306	48	15.69	16	1	4	19								
502000 - Absentee Reporting	306	36	11.76	17	1	2	13								
502000 - Early Vote Reporting	306	85	27.78	32	2	4	40								
502200 5022	958	273	28.50	117	8	19	114								
502200 - Absentee Reporting	958	62	6.47	24	1	6	29								
502200 - Early Vote Reporting	958	429	44.78	152	4	18	235								
502300 5023	0	0	0.00	0	0	0	0								
502300 - Absentee Reporting	0	0	0.00	0	0	0	0								
502300 - Early Vote Reporting	0	0	0.00	0	0	0	0								
502400 5024	1198	366	30.55	170	4	21	150								
502400 - Absentee Reporting	1198	91	7.60	38	0	3	47								
502400 - Early Vote Reporting	1198	452	37.73	166	8	23	237								
502600 5026	1117	252	22.56	101	4	8	121								
502600 - Absentee Reporting	1117	129	11.55	52	1	5	63								
502600 - Early Vote Reporting	1117	463	41.45	166	5	21	243								
502700 5027	1632	347	21.26	128	10	22	133								
502700 - Absentee Reporting	1632	35	2.14	9	0	1	21								
502700 - Early Vote Reporting	1632	626	38.36	138	12	48	370								
503000 5030	1260	290	23.02	176	4	14	80								
503000 - Absentee Reporting	1260	82	6.51	45	1	3	26								
503000 - Early Vote Reporting	1260	644	51.11	323	9	23	266								
503100 5031	12	2	16.67	*****	*****	*****	*****								
503100 - Absentee Reporting	12	0	0.00	0	0	0	0								
503100 - Early Vote Reporting	12	9	75.00	*****	*****	*****	*****								
503200 5032	445	93	20.90	56	2	4	24								
503200 - Absentee Reporting	445	27	6.07	10	1	2	9								
503200 - Early Vote Reporting	445	236	53.03	139	2	5	77								
503300 5033	816	219	26.84	107	6	11	84								
503300 - Absentee Reporting	816	60	7.35	23	1	2	30								
503300 - Early Vote Reporting	816	368	45.10	153	5	12	182								
503400 5034	866	186	21.48	94	3	6	75								
503400 - Absentee Reporting	866	74	8.55	42	1	3	24								
503400 - Early Vote Reporting	866	423	48.85	195	4	16	190								
503500 5035	1272	259	20.36	123	4	18	86								
503500 - Absentee Reporting	1272	100	7.86	40	1	4	41								
503500 - Early Vote Reporting	1272	606	47.64	242	10	22	300								
503600 5036	1287	270	20.98	133	5	9	106								
503600 - Absentee Reporting	1287	90	6.99	44	1	1	39								
503600 - Early Vote Reporting	1287	679	52.76	339	6	20	274								
503900 5039	45	15	33.33	8	0	0	6								
503900 - Absentee Reporting	45	5	11.11	*****	*****	*****	*****								
503900 - Early Vote Reporting	45	15	33.33	6	0	1	5								

101054

WASHOE COUNTY Statement of Vote
GENERAL ELECTION

100004		NONPARTISAN REP IN CONGRESS, DISTRICT 2													
	Registration	Ballots Cast	Turnout (%)	Amodei, Mark E.	Best, Russell	Haines, Michael L.	Koepnick, Samuel								137
504000 5040	673	133	19.76	80	3	10	31								
504000 - Absentee Reporting	673	50	7.43	27	0	1	22								
504000 - Early Vote Reporting	673	387	57.50	210	5	8	146								
504100 5041	643	147	22.86	64	7	7	61								
504100 - Absentee Reporting	643	57	8.86	36	0	0	15								
504100 - Early Vote Reporting	643	333	51.79	159	5	10	140								
504500 5045	1356	297	21.90	191	0	11	81								
504500 - Absentee Reporting	1356	137	10.10	88	0	4	40								
504500 - Early Vote Reporting	1356	755	55.68	496	6	9	223								
504600 5046	1423	244	17.15	153	1	9	64								
504600 - Absentee Reporting	1423	249	17.50	128	1	5	101								
504600 - Early Vote Reporting	1423	829	58.26	499	5	9	290								
504700 5047	0	0	0.00	0	0	0	0								
504700 - Absentee Reporting	0	0	0.00	0	0	0	0								
504700 - Early Vote Reporting	0	0	0.00	0	0	0	0								
504800 5048	6	0	0.00	0	0	0	0								
504800 - Absentee Reporting	6	2	33.33	*****	Insufficient Turnout to Protect Voter Privacy					*****					
504800 - Early Vote Reporting	6	0	0.00	0	0	0	0								
504900 5049	0	0	0.00	0	0	0	0								
504900 - Absentee Reporting	0	0	0.00	0	0	0	0								
504900 - Early Vote Reporting	0	0	0.00	0	0	0	0								
505000 5050	0	0	0.00	0	0	0	0								
505000 - Absentee Reporting	0	0	0.00	0	0	0	0								
505000 - Early Vote Reporting	0	0	0.00	0	0	0	0								
505100 5051	0	0	0.00	0	0	0	0								
505100 - Absentee Reporting	0	0	0.00	0	0	0	0								
505100 - Early Vote Reporting	0	0	0.00	0	0	0	0								
505200 5052	0	0	0.00	0	0	0	0								
505200 - Absentee Reporting	0	0	0.00	0	0	0	0								
505200 - Early Vote Reporting	0	0	0.00	0	0	0	0								
505300 5053	20	2	10.00	*****	Insufficient Turnout to Protect Voter Privacy					*****					
505300 - Absentee Reporting	20	2	10.00	*****	Insufficient Turnout to Protect Voter Privacy					*****					
505300 - Early Vote Reporting	20	6	30.00	*****	Insufficient Turnout to Protect Voter Privacy					*****					
505400 5054	4	0	0.00	0	0	0	0								
505400 - Absentee Reporting	4	3	75.00	*****	Insufficient Turnout to Protect Voter Privacy					*****					
505400 - Early Vote Reporting	4	1	25.00	*****	Insufficient Turnout to Protect Voter Privacy					*****					
505600 5056	932	169	18.13	70	7	11	72								
505600 - Absentee Reporting	932	112	12.02	52	2	5	47								
505600 - Early Vote Reporting	932	357	38.30	137	3	12	189								
505800 5058	0	0	0.00	0	0	0	0								
505800 - Absentee Reporting	0	0	0.00	0	0	0	0								
505800 - Early Vote Reporting	0	0	0.00	0	0	0	0								
506100 5061	0	0	0.00	0	0	0	0								
506100 - Absentee Reporting	0	0	0.00	0	0	0	0								
506100 - Early Vote Reporting	0	1	0.00	*****	Insufficient Turnout to Protect Voter Privacy					*****					
506200 5062	1262	285	22.58	136	4	18	108								
506200 - Absentee Reporting	1262	114	9.03	65	0	2	41								
506200 - Early Vote Reporting	1262	609	48.26	287	6	16	284								
506300 5063	298	44	14.77	13	1	5	17								
506300 - Absentee Reporting	298	10	3.36	1	0	1	8								
506300 - Early Vote Reporting	298	95	31.88	22	1	3	61								
506400 5064	618	129	20.87	43	6	8	62								
506400 - Absentee Reporting	618	17	2.75	6	0	1	7								
506400 - Early Vote Reporting	618	199	32.20	40	8	10	125								
610000 6100	686	152	22.16	43	4	6	91								
610000 - Absentee Reporting	686	59	8.60	20	0	5	31								
610000 - Early Vote Reporting	686	269	39.21	61	8	9	183								
610100 6101	214	44	20.56	16	0	2	25								
610100 - Absentee Reporting	214	17	7.94	2	0	1	14								
610100 - Early Vote Reporting	214	62	28.97	11	4	3	37								

10-10-12

November 6, 2012

GENERAL ELECTION

100004		NONPARTISAN REP IN CONGRESS, DISTRICT 2												
	Registration	Ballots Cast	Turnout (%)		Amodaj, Mark E.	Best, Russell	Haines, Michael I.	Koepnick, Samuel						
610200 6102	200	64	32.00		24	0	3	34						
610200 - Absentee Reporting	200	9	4.50		*****				Insufficient Turnout to Protect Voter Privacy					*****
610200 - Early Vote Reporting	200	46	23.00		14	1	2	27						
610400 6104	0	0	0.00		0	0	0	0						
610400 - Absentee Reporting	0	0	0.00		0	0	0	0						
610400 - Early Vote Reporting	0	0	0.00		0	0	0	0						
610500 6105	334	100	29.94		47	1	5	43						
610500 - Absentee Reporting	334	17	5.09		3	0	1	12						
610500 - Early Vote Reporting	334	127	38.02		33	4	2	81						
610600 6106	524	128	24.43		53	2	10	55						
610600 - Absentee Reporting	524	32	6.11		14	1	1	15						
610600 - Early Vote Reporting	524	242	46.18		87	7	7	127						
610700 6107	161	28	17.39		8	0	1	15						
610700 - Absentee Reporting	161	14	8.70		10	0	1	2						
610700 - Early Vote Reporting	161	48	29.81		26	2	2	17						
610800 6108	1052	251	23.86		82	12	18	129						
610800 - Absentee Reporting	1052	55	5.23		21	0	3	27						
610800 - Early Vote Reporting	1052	400	38.02		125	10	20	220						
610900 6109	619	171	27.63		58	6	17	81						
610900 - Absentee Reporting	619	42	6.79		19	0	0	21						
610900 - Early Vote Reporting	619	267	43.13		92	4	7	150						
611000 6110	780	173	22.18		83	3	11	63						
611000 - Absentee Reporting	780	73	9.36		21	0	3	46						
611000 - Early Vote Reporting	780	326	41.79		118	6	13	177						
611100 6111	791	197	24.91		68	7	15	95						
611100 - Absentee Reporting	791	51	6.45		24	0	2	22						
611100 - Early Vote Reporting	791	287	36.28		88	3	23	161						
611300 6113	563	129	22.91		51	2	4	65						
611300 - Absentee Reporting	563	19	3.37		6	0	0	12						
611300 - Early Vote Reporting	563	251	44.58		69	9	11	146						
611400 6114	1099	225	20.47		92	6	15	100						
611400 - Absentee Reporting	1099	65	5.91		25	2	3	26						
611400 - Early Vote Reporting	1099	458	41.67		123	6	21	291						
611500 6115	33	4	12.12		*****				Insufficient Turnout to Protect Voter Privacy					*****
611500 - Absentee Reporting	33	9	27.27		*****				Insufficient Turnout to Protect Voter Privacy					*****
611500 - Early Vote Reporting	33	11	33.33		2	1	1	6						
620200 6202	1265	301	23.79		122	10	17	137						
620200 - Absentee Reporting	1265	94	7.43		42	0	3	44						
620200 - Early Vote Reporting	1265	561	44.35		193	10	23	306						
620300 6203	431	105	24.36		35	2	4	56						
620300 - Absentee Reporting	431	22	5.10		3	0	1	15						
620300 - Early Vote Reporting	431	177	41.07		30	2	14	113						
620500 6205	994	231	23.24		68	5	15	131						
620500 - Absentee Reporting	994	69	6.94		30	0	2	34						
620500 - Early Vote Reporting	994	427	42.96		102	9	20	282						
620600 6206	191	58	30.37		14	1	2	38						
620600 - Absentee Reporting	191	10	5.24		1	0	1	8						
620600 - Early Vote Reporting	191	44	23.04		7	0	2	30						
620700 6207	0	0	0.00		0	0	0	0						
620700 - Absentee Reporting	0	0	0.00		0	0	0	0						
620700 - Early Vote Reporting	0	0	0.00		0	0	0	0						
620800 6208	603	178	29.52		78	3	14	72						
620800 - Absentee Reporting	603	47	7.79		14	0	1	25						
620800 - Early Vote Reporting	603	247	40.96		77	1	6	148						
620900 6209	422	116	27.49		37	5	6	62						
620900 - Absentee Reporting	422	28	6.64		14	1	0	10						
620900 - Early Vote Reporting	422	186	44.08		66	4	5	105						
621000 6210	813	201	24.72		81	2	18	91						
621000 - Absentee Reporting	813	76	9.35		33	0	3	38						
621000 - Early Vote Reporting	813	342	42.07		124	6	9	188						

7501-8

WASHOE COUNTY Statement of Vote
GENERAL ELECTION

November 6, 2012

NONPARTISAN REP IN CONGRESS, DISTRICT 2

100004	Registration	Ballots Cast	Turnout (%)		Amodet, Mark E.	Best, Russell	Haines, Michael L.	Koenig, Samuel							
621100 6211	1116	302	27.06		140	4	16	129							
621100 - Absentee Reporting	1116	62	5.56		28	2	1	30							
621100 - Early Vote Reporting	1116	527	47.22		205	6	23	280							
621200 6212	350	86	24.57		41	7	4	28							
621200 - Absentee Reporting	350	30	8.57		15	1	1	12							
621200 - Early Vote Reporting	350	162	46.29		93	1	3	62							
621300 6213	684	188	27.49		82	5	11	79							
621300 - Absentee Reporting	684	48	7.02		17	2	1	26							
621300 - Early Vote Reporting	684	277	40.50		103	5	10	148							
621400 6214	687	185	26.93		85	8	14	72							
621400 - Absentee Reporting	687	52	7.57		27	1	0	21							
621400 - Early Vote Reporting	687	327	47.60		150	7	11	150							
621600 6216	723	178	24.62		85	3	16	67							
621600 - Absentee Reporting	723	49	6.78		25	0	1	23							
621600 - Early Vote Reporting	723	339	46.89		148	5	7	164							
621700 6217	0	0	0.00		0	0	0	0							
621700 - Absentee Reporting	0	0	0.00		0	0	0	0							
621700 - Early Vote Reporting	0	0	0.00		0	0	0	0							
621800 6218	0	0	0.00		0	0	0	0							
621800 - Absentee Reporting	0	0	0.00		0	0	0	0							
621800 - Early Vote Reporting	0	0	0.00		0	0	0	0							
630000 6300	862	237	27.49		123	5	18	79							
630000 - Absentee Reporting	862	56	6.50		23	1	0	28							
630000 - Early Vote Reporting	862	410	47.56		203	2	11	181							
630100 6301	135	49	36.30		33	0	1	11							
630100 - Absentee Reporting	135	13	9.63		8	0	1	3							
630100 - Early Vote Reporting	135	59	43.70		33	1	0	25							
630200 6302	866	205	23.67		91	9	8	88							
630200 - Absentee Reporting	866	45	5.20		17	2	3	22							
630200 - Early Vote Reporting	866	351	40.53		130	5	11	192							
630300 6303	55	2	3.64		*****	*****	*****	*****							
630300 - Absentee Reporting	55	25	45.45		13	3	1	8							
630300 - Early Vote Reporting	55	13	23.64		10	0	0	3							
630400 6304	0	0	0.00		0	0	0	0							
630400 - Absentee Reporting	0	0	0.00		0	0	0	0							
630400 - Early Vote Reporting	0	0	0.00		0	0	0	0							
630600 6306	1000	206	20.60		79	7	11	93							
630600 - Absentee Reporting	1000	76	7.60		26	1	2	42							
630600 - Early Vote Reporting	1000	437	43.70		150	8	26	233							
630700 6307	1292	331	25.62		153	6	22	130							
630700 - Absentee Reporting	1292	101	7.82		54	3	3	38							
630700 - Early Vote Reporting	1292	609	47.14		240	10	16	320							
630800 6308	1110	195	17.57		112	3	4	66							
630800 - Absentee Reporting	1110	191	17.21		104	2	4	77							
630800 - Early Vote Reporting	1110	597	53.78		364	1	13	199							
631000 6310	717	168	23.43		92	5	7	56							
631000 - Absentee Reporting	717	57	7.95		22	1	1	27							
631000 - Early Vote Reporting	717	339	47.28		177	7	6	143							
631100 6311	846	225	26.60		105	11	11	91							
631100 - Absentee Reporting	846	53	6.26		29	4	1	15							
631100 - Early Vote Reporting	846	412	48.70		173	5	14	204							
631300 6313	1153	309	26.80		186	2	13	86							
631300 - Absentee Reporting	1153	87	7.55		42	0	3	37							
631300 - Early Vote Reporting	1153	535	46.40		281	3	7	229							
631400 6314	659	177	26.86		106	4	3	55							
631400 - Absentee Reporting	659	52	7.89		28	1	1	20							
631400 - Early Vote Reporting	659	276	41.88		135	3	12	119							
631700 6317	0	0	0.00		0	0	0	0							
631700 - Absentee Reporting	0	0	0.00		0	0	0	0							
631700 - Early Vote Reporting	0	0	0.00		0	0	0	0							

100004

WASHOE COUNTY Statement of Vote
GENERAL ELECTION

100004		NONPARTISAN REP IN CONGRESS, DISTRICT 2											
	Registration	Ballots Cast	Turnout (%)	Arnold, Mark E.	Best, Russell	Haines, Michael L.	Koepnick, Samuel						157
631800 6318	104	28	26.92	18	0	1	8						
631800 - Absentee Reporting	104	9	8.65	*****				Insufficient Turnout to Protect Voter Privacy					*****
631800 - Early Vote Reporting	104	40	38.46	26	1	1	12						
631900 6319	462	123	26.62	63	2	10	41						
631900 - Absentee Reporting	462	32	6.93	25	0	1	6						
631900 - Early Vote Reporting	462	254	54.98	142	0	13	89						
632000 6320	784	178	22.70	90	4	22	52						
632000 - Absentee Reporting	784	48	6.12	25	0	1	15						
632000 - Early Vote Reporting	784	400	51.02	206	2	18	161						
640000 6400	312	92	29.49	54	0	2	31						
640000 - Absentee Reporting	312	24	7.69	8	0	0	15						
640000 - Early Vote Reporting	312	132	42.31	71	1	3	54						
640300 6403	1344	292	21.73	163	6	16	95						
640300 - Absentee Reporting	1344	77	5.73	40	1	4	23						
640300 - Early Vote Reporting	1344	768	57.14	438	4	16	296						
640500 6405	885	143	16.16	90	1	6	35						
640500 - Absentee Reporting	885	65	7.34	32	0	2	29						
640500 - Early Vote Reporting	885	524	59.21	311	3	12	185						
640700 6407	690	129	18.70	80	0	5	35						
640700 - Absentee Reporting	690	50	7.25	28	1	2	14						
640700 - Early Vote Reporting	690	367	53.19	227	0	11	116						
641100 6411	992	197	19.86	117	4	7	51						
641100 - Absentee Reporting	992	81	8.17	47	0	6	23						
641100 - Early Vote Reporting	992	602	60.69	380	3	22	184						
641300 6413	1212	334	27.56	215	6	19	78						
641300 - Absentee Reporting	1212	104	8.58	57	1	5	36						
641300 - Early Vote Reporting	1212	606	50.00	373	8	14	198						
641500 6415	718	142	19.78	95	2	5	32						
641500 - Absentee Reporting	718	73	10.17	44	1	0	25						
641500 - Early Vote Reporting	718	410	57.10	282	1	10	109						
641600 6416	1301	272	20.91	158	3	14	78						
641600 - Absentee Reporting	1301	101	7.76	54	1	3	39						
641600 - Early Vote Reporting	1301	719	55.27	430	8	13	242						
641800 6418	1058	285	26.94	187	5	11	67						
641800 - Absentee Reporting	1058	60	5.67	27	0	0	25						
641800 - Early Vote Reporting	1058	559	52.84	353	6	11	174						
642200 6422	1298	273	21.03	193	2	11	52						
642200 - Absentee Reporting	1298	120	9.24	80	0	1	31						
642200 - Early Vote Reporting	1298	753	58.01	508	5	12	219						
642300 6423	642	166	25.86	114	2	5	42						
642300 - Absentee Reporting	642	40	6.23	26	0	1	13						
642300 - Early Vote Reporting	642	360	56.07	224	8	16	98						
642500 6425	1456	333	22.87	195	6	9	105						
642500 - Absentee Reporting	1456	93	6.39	57	2	0	30						
642500 - Early Vote Reporting	1456	768	52.75	435	13	14	276						
642700 6427	0	0	0.00	0	0	0	0						
642700 - Absentee Reporting	0	0	0.00	0	0	0	0						
642700 - Early Vote Reporting	0	0	0.00	0	0	0	0						
650000 6500	989	221	22.35	119	4	13	76						
650000 - Absentee Reporting	989	59	5.97	32	1	2	22						
650000 - Early Vote Reporting	989	535	54.10	288	6	15	213						
650100 6501	1335	301	22.55	157	4	17	97						
650100 - Absentee Reporting	1335	88	6.59	49	0	1	30						
650100 - Early Vote Reporting	1335	702	52.58	351	7	22	304						
650300 6503	10	1	10.00	*****				Insufficient Turnout to Protect Voter Privacy					*****
650300 - Absentee Reporting	10	2	20.00	*****				Insufficient Turnout to Protect Voter Privacy					*****
650300 - Early Vote Reporting	10	4	40.00	*****				Insufficient Turnout to Protect Voter Privacy					*****
650800 6508	634	151	23.82	94	3	6	40						
650800 - Absentee Reporting	634	43	6.78	23	0	2	17						
650800 - Early Vote Reporting	634	353	55.68	180	4	13	143						

7501-01

WASHOE COUNTY Statement of Vote
GENERAL ELECTION

100004	NONPARTISAN REP IN CONGRESS, DISTRICT 2														
	Registration	Ballots Cast	Turnout (%)	Arnold, Mark E.	Best, Russell	Haines, Michael L.	Koepnick, Samuel								
651100 6511	730	183	25.07	85	7	11	68								
651100 - Absentee Reporting	730	41	5.62	16	0	2	21								
651100 - Early Vote Reporting	730	339	46.44	150	4	17	155								
651300 6513	813	249	30.63	105	4	18	112								
651300 - Absentee Reporting	813	34	4.18	16	0	2	15								
651300 - Early Vote Reporting	813	339	41.70	144	12	13	157								
651400 6514	1083	316	29.18	142	11	21	121								
651400 - Absentee Reporting	1083	69	6.37	27	0	2	34								
651400 - Early Vote Reporting	1083	447	41.27	178	3	13	235								
651600 6516	1108	257	23.19	131	4	17	88								
651600 - Absentee Reporting	1108	61	5.51	28	0	1	28								
651600 - Early Vote Reporting	1108	575	51.90	284	6	15	248								
651900 6519	1380	357	25.87	200	10	26	112								
651900 - Absentee Reporting	1380	76	5.51	37	1	4	30								
651900 - Early Vote Reporting	1380	699	50.65	366	3	18	290								
652000 6520	529	135	25.52	73	3	7	46								
652000 - Absentee Reporting	529	28	5.29	9	1	1	14								
652000 - Early Vote Reporting	529	256	48.39	123	8	5	112								
652100 6521	352	43	12.22	23	0	3	16								
652100 - Absentee Reporting	352	19	5.40	12	0	1	5								
652100 - Early Vote Reporting	352	216	61.36	114	2	6	85								
652200 6522	405	74	18.27	46	1	4	20								
652200 - Absentee Reporting	405	43	10.62	36	0	0	7								
652200 - Early Vote Reporting	405	227	56.05	148	0	3	67								
652300 6523	0	0	0.00	0	0	0	0								
652300 - Absentee Reporting	0	0	0.00	0	0	0	0								
652300 - Early Vote Reporting	0	0	0.00	0	0	0	0								
652400 6524	894	216	24.16	129	4	13	59								
652400 - Absentee Reporting	894	65	7.27	29	0	1	33								
652400 - Early Vote Reporting	894	425	47.54	240	2	11	158								
652500 6525	119	25	21.01	12	0	3	8								
652500 - Absentee Reporting	119	2	1.68	*****											
652500 - Early Vote Reporting	119	62	52.10	35	1	2	22								
652600 6526	534	117	21.91	54	2	10	49								
652600 - Absentee Reporting	534	54	10.11	22	1	2	27								
652600 - Early Vote Reporting	534	239	44.76	100	6	7	112								
652700 6527	0	0	0.00	0	0	0	0								
652700 - Absentee Reporting	0	0	0.00	0	0	0	0								
652700 - Early Vote Reporting	0	0	0.00	0	0	0	0								
652800 6528	0	0	0.00	0	0	0	0								
652800 - Absentee Reporting	0	0	0.00	0	0	0	0								
652800 - Early Vote Reporting	0	0	0.00	0	0	0	0								
652900 6529	0	0	0.00	0	0	0	0								
652900 - Absentee Reporting	0	0	0.00	0	0	0	0								
652900 - Early Vote Reporting	0	0	0.00	0	0	0	0								
710000 7100	11	2	18.18	*****											
710000 - Absentee Reporting	11	0	0.00	0	0	0	0								
710000 - Early Vote Reporting	11	9	81.82	*****											
730000 7300	219	66	30.14	10	1	7	46								
730000 - Absentee Reporting	219	8	3.65	*****											
730000 - Early Vote Reporting	219	52	23.74	2	1	3	44								
730200 7302	4	1	25.00	*****											
730200 - Absentee Reporting	4	0	0.00	0	0	0	0								
730200 - Early Vote Reporting	4	0	0.00	0	0	0	0								
730400 7304	461	125	27.11	49	2	7	57								
730400 - Absentee Reporting	461	25	5.42	10	0	1	13								
730400 - Early Vote Reporting	461	161	34.92	58	2	4	93								
730600 7306	84	36	42.86	11	1	1	21								
730600 - Absentee Reporting	84	10	11.90	5	1	0	4								
730600 - Early Vote Reporting	84	21	25.00	3	0	1	15								

12-10-54

WASHOE COUNTY Statement of Vote
GENERAL ELECTION

100004

NONPARTISAN REP IN CONGRESS, DISTRICT 2

	Registration	Ballots Cast	Turnout (%)	Amodoi, Mark E.	Best, Russell	Haines, Michael L.	Koepnick, Samuel							
730700 7307	21	5	23.81											
730700 - Absentee Reporting	21	1	4.76											
730700 - Early Vote Reporting	21	12	57.14	6	0	1	5							
730800 7308	30	2	6.67											
730800 - Absentee Reporting	30	12	40.00	6	0	0	6							
730800 - Early Vote Reporting	30	11	36.67	7	0	0	4							
730900 7309	9	1	11.11											
730900 - Absentee Reporting	9	0	0.00	0	0	0	0							
730900 - Early Vote Reporting	9	7	77.78											
731200 7312	713	180	25.25	75	8	10	79							
731200 - Absentee Reporting	713	43	6.03	22	0	2	18							
731200 - Early Vote Reporting	713	261	36.61	99	6	16	130							
731300 7313	230	60	26.09	16	6	6	28							
731300 - Absentee Reporting	230	13	5.65	5	0	3	5							
731300 - Early Vote Reporting	230	81	35.22	24	3	3	47							
731400 7314	697	164	23.53	69	8	14	67							
731400 - Absentee Reporting	697	32	4.59	10	0	1	20							
731400 - Early Vote Reporting	697	279	40.03	90	8	16	154							
731500 7315	5	2	40.00											
731500 - Absentee Reporting	5	0	0.00	0	0	0	0							
731500 - Early Vote Reporting	5	0	0.00	0	0	0	0							
731600 7316	1014	242	23.87	86	10	18	120							
731600 - Absentee Reporting	1014	55	5.42	26	1	2	23							
731600 - Early Vote Reporting	1014	377	37.18	123	11	18	209							
731700 7317	3	1	33.33											
731700 - Absentee Reporting	3	0	0.00	0	0	0	0							
731700 - Early Vote Reporting	3	1	33.33											
731800 7318	124	29	23.39	15	0	2	11							
731800 - Absentee Reporting	124	8	6.45											
731800 - Early Vote Reporting	124	49	39.52	17	1	3	26							
731900 7319	19	6	31.58											
731900 - Absentee Reporting	19	0	0.00	0	0	0	0							
731900 - Early Vote Reporting	19	9	47.37											
732000 7320	3	0	0.00	0	0	0	0							
732000 - Absentee Reporting	3	0	0.00	0	0	0	0							
732000 - Early Vote Reporting	3	2	66.67											
732100 7321	1	0	0.00	0	0	0	0							
732100 - Absentee Reporting	1	0	0.00	0	0	0	0							
732100 - Early Vote Reporting	1	0	0.00	0	0	0	0							
740000 7400	7	0	0.00	0	0	0	0							
740000 - Absentee Reporting	7	6	85.71											
740000 - Early Vote Reporting	7	0	0.00	0	0	0	0							
740200 7402	954	277	29.04	129	6	17	108							
740200 - Absentee Reporting	954	51	5.35	23	1	4	20							
740200 - Early Vote Reporting	954	376	39.41	198	8	12	150							
740300 7403	6	0	0.00	0	0	0	0							
740300 - Absentee Reporting	6	0	0.00	0	0	0	0							
740300 - Early Vote Reporting	6	2	33.33											
740400 7404	49	13	26.53	11	0	0	2							
740400 - Absentee Reporting	49	5	10.20											
740400 - Early Vote Reporting	49	24	48.98	15	0	1	8							
740600 7406	7	0	0.00	0	0	0	0							
740600 - Absentee Reporting	7	0	0.00	0	0	0	0							
740600 - Early Vote Reporting	7	4	57.14											
740700 7407	945	258	27.30	183	3	6	51							
740700 - Absentee Reporting	945	62	6.56	34	0	2	23							
740700 - Early Vote Reporting	945	469	49.63	320	6	17	111							
740800 7408	424	105	24.76	70	3	5	24							
740800 - Absentee Reporting	424	52	12.26	40	1	2	9							
740800 - Early Vote Reporting	424	214	50.47	156	2	2	51							

10-1-097

November 6, 2012

GENERAL ELECTION

100004		NONPARTISAN REP IN CONGRESS, DISTRICT 2													
		Registration	Ballots Cast	Turnout (%)		Amodei, Mark E.	Best, Russell	Haines, Michael L.	Koepnick, Samuel						
741000	7410	978	245	25.05		169	3	15	49						
741000	- Absentee Reporting	978	58	5.93		27	2	2	25						
741000	- Early Vote Reporting	978	476	48.67		306	2	13	145						
741200	7412	582	290	49.83		107	4	12	159						
741200	- Absentee Reporting	582	31	5.33		17	2	0	11						
741200	- Early Vote Reporting	582	70	12.03		31	2	0	36						
741300	7413	4	0	0.00		0	0	0	0						
741300	- Absentee Reporting	4	2	50.00		***** Insufficient Turnout to Protect Voter Privacy *****									*****
741300	- Early Vote Reporting	4	2	50.00		***** Insufficient Turnout to Protect Voter Privacy *****									*****
741400	7414	1410	321	22.77		198	10	15	76						
741400	- Absentee Reporting	1410	93	6.60		66	1	2	24						
741400	- Early Vote Reporting	1410	738	52.34		439	9	27	248						
741500	7415	1257	292	23.23		162	13	19	77						
741500	- Absentee Reporting	1257	145	11.54		83	1	3	42						
741500	- Early Vote Reporting	1257	592	47.10		338	6	14	221						
741600	7416	1035	245	23.67		161	2	11	60						
741600	- Absentee Reporting	1035	93	8.99		56	0	7	28						
741600	- Early Vote Reporting	1035	516	49.86		340	5	10	150						
741700	7417	537	99	18.44		62	2	5	26						
741700	- Absentee Reporting	537	46	8.57		37	0	1	5						
741700	- Early Vote Reporting	537	310	57.73		208	1	7	82						
741800	7418	1134	230	20.28		168	3	4	43						
741800	- Absentee Reporting	1134	72	6.35		47	1	1	19						
741800	- Early Vote Reporting	1134	685	60.41		464	6	14	186						
742400	7424	78	17	21.79		10	1	3	3						
742400	- Absentee Reporting	78	5	6.41		***** Insufficient Turnout to Protect Voter Privacy *****									*****
742400	- Early Vote Reporting	78	39	50.00		24	0	2	10						
742500	7425	956	235	24.58		165	6	7	48						
742500	- Absentee Reporting	956	69	7.22		49	0	1	17						
742500	- Early Vote Reporting	956	451	47.18		258	10	20	149						
742600	7426	26	4	15.38		***** Insufficient Turnout to Protect Voter Privacy *****									*****
742600	- Absentee Reporting	26	3	11.54		***** Insufficient Turnout to Protect Voter Privacy *****									*****
742600	- Early Vote Reporting	26	18	69.23		11	1	0	5						
742800	7428	3	0	0.00		0	0	0	0						
742800	- Absentee Reporting	3	0	0.00		0	0	0	0						
742800	- Early Vote Reporting	3	3	100.00		***** Insufficient Turnout to Protect Voter Privacy *****									*****
743000	7430	940	265	28.19		167	7	11	65						
743000	- Absentee Reporting	940	68	7.23		47	0	1	12						
743000	- Early Vote Reporting	940	475	50.53		313	2	19	128						
743100	7431	65	8	12.31		***** Insufficient Turnout to Protect Voter Privacy *****									*****
743100	- Absentee Reporting	65	5	7.69		***** Insufficient Turnout to Protect Voter Privacy *****									*****
743100	- Early Vote Reporting	65	47	72.31		34	1	3	8						
743300	7433	139	18	12.95		17	0	0	1						
743300	- Absentee Reporting	139	38	27.34		26	0	2	10						
743300	- Early Vote Reporting	139	63	45.32		45	0	1	14						
750000	7500	179	21	11.73		15	0	0	6						
750000	- Absentee Reporting	179	36	20.11		22	0	1	9						
750000	- Early Vote Reporting	179	97	54.19		66	1	5	23						
750100	7501	298	73	24.50		41	1	4	27						
750100	- Absentee Reporting	298	17	5.70		9	0	0	7						
750100	- Early Vote Reporting	298	147	49.33		60	1	9	73						
750200	7502	1123	303	26.98		136	6	15	128						
750200	- Absentee Reporting	1123	58	5.16		23	1	0	32						
750200	- Early Vote Reporting	1123	493	43.90		198	8	17	248						
750300	7503	39	11	28.21		5	1	1	3						
750300	- Absentee Reporting	39	2	5.13		***** Insufficient Turnout to Protect Voter Privacy *****									*****
750300	- Early Vote Reporting	39	18	46.15		4	0	1	11						
750400	7504	1124	288	25.62		156	9	14	95						
750400	- Absentee Reporting	1124	78	6.94		38	2	5	27						
750400	- Early Vote Reporting	1124	489	43.51		202	9	21	236						

100004

WASHOE COUNTY Statement of Vote
GENERAL ELECTION

NONPARTISAN REP IN CONGRESS, DISTRICT 2

100004

	Registration	Ballots Cast	Turnout (%)	Amodio, Mark E.	Best, Russell	Haines, Michael L.	Koenig, Samuel							
750500 7505	316	75	23.73	28	2	5	40							
750500 - Absentee Reporting	316	28	8.86	11	0	3	13							
750500 - Early Vote Reporting	316	121	38.29	49	0	2	63							
750600 7506	506	129	25.49	76	3	3	40							
750600 - Absentee Reporting	506	52	10.28	36	0	1	11							
750600 - Early Vote Reporting	506	232	45.85	140	3	5	74							
750700 7507	293	107	36.52	56	5	5	34							
750700 - Absentee Reporting	293	15	5.12	5	0	2	8							
750700 - Early Vote Reporting	293	94	32.08	35	3	3	50							
750800 7508	86	42	48.84	11	0	0	30							
750800 - Absentee Reporting	86	6	6.98	*****										
750800 - Early Vote Reporting	86	18	20.93	7	0	2	8							
750900 7509	9	3	33.33	*****										
750900 - Absentee Reporting	9	1	11.11	*****										
750900 - Early Vote Reporting	9	3	33.33	*****										
751200 7512	100	18	18.00	14	1	1	2							
751200 - Absentee Reporting	100	9	9.00	*****										
751200 - Early Vote Reporting	100	59	59.00	37	3	1	14							
751300 7513	711	206	28.97	92	9	14	83							
751300 - Absentee Reporting	711	50	7.03	16	2	3	28							
751300 - Early Vote Reporting	711	246	34.60	93	7	15	127							
751400 7514	544	135	24.82	52	3	8	67							
751400 - Absentee Reporting	544	45	8.27	14	0	2	28							
751400 - Early Vote Reporting	544	184	33.82	65	10	6	95							
751600 7516	38	8	21.05	*****										
751600 - Absentee Reporting	38	5	13.16	*****										
751600 - Early Vote Reporting	38	17	44.74	11	0	2	3							
751700 7517	325	87	26.77	45	2	5	33							
751700 - Absentee Reporting	325	29	8.92	9	0	2	15							
751700 - Early Vote Reporting	325	138	42.46	57	1	8	65							
751800 7518	1	0	0.00	0	0	0	0							
751800 - Absentee Reporting	1	0	0.00	0	0	0	0							
751800 - Early Vote Reporting	1	0	0.00	0	0	0	0							
751900 7519	593	207	34.91	144	2	10	43							
751900 - Absentee Reporting	593	60	10.12	42	0	2	14							
751900 - Early Vote Reporting	593	236	39.80	155	1	6	69							
752000 7520	997	292	29.29	154	11	17	101							
752000 - Absentee Reporting	997	60	6.02	30	1	2	18							
752000 - Early Vote Reporting	997	398	39.92	193	14	16	171							
752100 7521	70	0	0.00	0	0	0	0							
752100 - Absentee Reporting	70	51	72.86	39	0	1	11							
752100 - Early Vote Reporting	70	1	1.43	*****										
752200 7522	100	0	0.00	0	0	0	0							
752200 - Absentee Reporting	100	80	80.00	46	0	10	23							
752200 - Early Vote Reporting	100	0	0.00	0	0	0	0							
752300 7523	1079	379	35.13	219	7	19	117							
752300 - Absentee Reporting	1079	76	7.04	41	1	7	20							
752300 - Early Vote Reporting	1079	415	38.46	241	5	12	144							
752400 7524	731	307	42.00	188	5	8	93							
752400 - Absentee Reporting	731	49	6.70	26	1	1	20							
752400 - Early Vote Reporting	731	251	34.34	144	1	6	92							
752500 7525	1148	324	28.22	182	12	22	95							
752500 - Absentee Reporting	1148	83	7.23	48	1	4	27							
752500 - Early Vote Reporting	1148	530	46.17	295	12	21	184							
752600 7526	928	257	27.69	139	4	14	78							
752600 - Absentee Reporting	928	71	7.65	39	2	4	19							
752600 - Early Vote Reporting	928	464	50.00	260	4	9	184							
752700 7527	474	127	26.79	76	1	7	39							
752700 - Absentee Reporting	474	35	7.38	15	0	1	14							
752700 - Early Vote Reporting	474	214	45.15	81	1	13	115							

10-1-057

November 6, 2012

NONPARTISAN REP IN CONGRESS, DISTRICT 2

100004

	Registration	Ballots Cast	Turnout (%)	Amodio, Mark E.	Best, Russell	Haines, Michael L.	Koepnick, Samuel							
752800 7528	579	142	24.53	83	6	9	36							
752800 - Absentee Reporting	579	38	6.56	22	3	2	8							
752800 - Early Vote Reporting	579	242	41.80	154	2	15	66							
752900 7529	289	7	2.42	*****										
752900 - Absentee Reporting	289	197	68.17	127	3	8	48							
752900 - Early Vote Reporting	289	22	7.61	16	0	2	4							
753100 7531	27	1	3.70	*****										
753100 - Absentee Reporting	27	12	44.44	5	0	1	5							
753100 - Early Vote Reporting	27	1	3.70	*****										
753200 7532	972	213	21.91	126	3	12	60							
753200 - Absentee Reporting	972	92	9.47	63	0	1	23							
753200 - Early Vote Reporting	972	525	54.01	296	4	8	202							
753300 7533	268	85	31.72	28	3	12	39							
753300 - Absentee Reporting	268	17	6.34	4	1	0	12							
753300 - Early Vote Reporting	268	78	29.10	35	4	1	37							
753400 7534	136	27	19.85	6	2	1	16							
753400 - Absentee Reporting	136	8	5.88	*****										
753400 - Early Vote Reporting	136	47	34.56	18	0	1	24							
753600 7536	931	255	27.39	147	4	11	80							
753600 - Absentee Reporting	931	74	7.95	46	1	4	20							
753600 - Early Vote Reporting	931	416	44.68	236	10	25	138							
753700 7537	158	38	24.05	19	2	0	15							
753700 - Absentee Reporting	158	11	6.96	3	0	1	7							
753700 - Early Vote Reporting	158	54	34.18	26	2	3	21							
753900 7539	5	0	0.00	0	0	0	0							
753900 - Absentee Reporting	5	0	0.00	0	0	0	0							
753900 - Early Vote Reporting	5	5	100.00	*****										
754000 7540	363	125	34.44	89	0	6	24							
754000 - Absentee Reporting	363	29	7.99	20	0	1	8							
754000 - Early Vote Reporting	363	154	42.42	89	1	6	55							
754100 7541	1095	381	34.79	199	15	23	128							
754100 - Absentee Reporting	1095	81	7.40	47	3	0	27							
754100 - Early Vote Reporting	1095	377	34.43	212	5	14	139							
754300 7543	591	168	28.43	100	5	9	48							
754300 - Absentee Reporting	591	50	8.46	26	3	2	18							
754300 - Early Vote Reporting	591	223	37.73	107	5	9	99							
754400 7544	236	67	28.39	32	2	5	26							
754400 - Absentee Reporting	236	29	12.29	16	2	2	8							
754400 - Early Vote Reporting	236	88	37.29	49	1	4	33							
754600 7546	0	0	0.00	0	0	0	0							
754600 - Absentee Reporting	0	0	0.00	0	0	0	0							
754600 - Early Vote Reporting	0	0	0.00	0	0	0	0							
754700 7547	41	0	0.00	0	0	0	0							
754700 - Absentee Reporting	41	25	60.98	14	0	1	10							
754700 - Early Vote Reporting	41	3	7.32	*****										
754800 7548	7	1	14.29	*****										
754800 - Absentee Reporting	7	0	0.00	0	0	0	0							
754800 - Early Vote Reporting	7	2	28.57	*****										
754900 7549	2	0	0.00	0	0	0	0							
754900 - Absentee Reporting	2	2	100.00	*****										
754900 - Early Vote Reporting	2	0	0.00	0	0	0	0							
755000 7550	28	6	21.43	*****										
755000 - Absentee Reporting	28	3	10.71	*****										
755000 - Early Vote Reporting	28	12	42.86	1	0	0	11							
755200 7552	221	64	28.96	42	0	3	17							
755200 - Absentee Reporting	221	30	13.57	21	0	1	7							
755200 - Early Vote Reporting	221	95	42.99	76	0	0	16							
755300 7553	58	13	22.41	10	0	1	2							
755300 - Absentee Reporting	58	7	12.07	*****										
755300 - Early Vote Reporting	58	18	31.03	10	0	0	8							

100004

Insufficient Turnout to Protect Voter Privacy

Insufficient Turnout to Protect Voter Privacy

Insufficient Turnout to Protect Voter Privacy

Insufficient Turnout to Protect Voter Privacy

Insufficient Turnout to Protect Voter Privacy

Insufficient Turnout to Protect Voter Privacy

Insufficient Turnout to Protect Voter Privacy

Insufficient Turnout to Protect Voter Privacy

Insufficient Turnout to Protect Voter Privacy

Insufficient Turnout to Protect Voter Privacy

Insufficient Turnout to Protect Voter Privacy

Insufficient Turnout to Protect Voter Privacy

WASHOE COUNTY Statement of Vote
GENERAL ELECTION

100004		NONPARTISAN REP IN CONGRESS, DISTRICT 2											
	Registration	Ballots Cast	Turnout (%)	Armodei, Mark E.	Best, Russell	Haines, Michael L.	Koepnick, Samuel						
755600 7556	12	4	33.33	*****	*****	*****	*****	Insufficient Turnout to Protect Voter Privacy					*****
755600 - Absentee Reporting	12	0	0.00	0	0	0	0						
755600 - Early Vote Reporting	12	3	25.00	*****	*****	*****	*****	Insufficient Turnout to Protect Voter Privacy					*****
755700 7557	874	269	30.78	134	6	15	95						
755700 - Absentee Reporting	874	67	7.67	32	0	5	23						
755700 - Early Vote Reporting	874	311	35.58	169	4	20	112						
755800 7558	2	2	100.00	*****	*****	*****	*****	Insufficient Turnout to Protect Voter Privacy					*****
755800 - Absentee Reporting	2	0	0.00	0	0	0	0						
755800 - Early Vote Reporting	2	0	0.00	0	0	0	0						
756200 7562	0	0	0.00	0	0	0	0						
756200 - Absentee Reporting	0	0	0.00	0	0	0	0						
756200 - Early Vote Reporting	0	0	0.00	0	0	0	0						
756300 7563	61	12	19.67	5	2	1	2						
756300 - Absentee Reporting	61	7	11.48	*****	*****	*****	*****	Insufficient Turnout to Protect Voter Privacy					*****
756300 - Early Vote Reporting	61	21	34.43	10	1	1	9						
756500 7565	14	5	35.71	*****	*****	*****	*****	Insufficient Turnout to Protect Voter Privacy					*****
756500 - Absentee Reporting	14	2	14.29	*****	*****	*****	*****	Insufficient Turnout to Protect Voter Privacy					*****
756500 - Early Vote Reporting	14	7	50.00	*****	*****	*****	*****	Insufficient Turnout to Protect Voter Privacy					*****
756600 7566	0	0	0.00	0	0	0	0						
756600 - Absentee Reporting	0	0	0.00	0	0	0	0						
756600 - Early Vote Reporting	0	0	0.00	0	0	0	0						
756700 7567	0	0	0.00	0	0	0	0						
756700 - Absentee Reporting	0	0	0.00	0	0	0	0						
756700 - Early Vote Reporting	0	0	0.00	0	0	0	0						
756900 7569	29	9	31.03	*****	*****	*****	*****	Insufficient Turnout to Protect Voter Privacy					*****
756900 - Absentee Reporting	29	3	10.34	*****	*****	*****	*****	Insufficient Turnout to Protect Voter Privacy					*****
756900 - Early Vote Reporting	29	11	37.93	7	0	0	3						
757000 7570	104	26	25.00	18	0	4	3						
757000 - Absentee Reporting	104	12	11.54	6	0	1	2						
757000 - Early Vote Reporting	104	37	35.58	19	1	2	15						
757100 7571	77	19	24.68	14	0	0	3						
757100 - Absentee Reporting	77	8	10.39	*****	*****	*****	*****	Insufficient Turnout to Protect Voter Privacy					*****
757100 - Early Vote Reporting	77	42	54.55	23	0	1	16						
757200 7572	23	1	4.35	*****	*****	*****	*****	Insufficient Turnout to Protect Voter Privacy					*****
757200 - Absentee Reporting	23	4	17.39	*****	*****	*****	*****	Insufficient Turnout to Protect Voter Privacy					*****
757200 - Early Vote Reporting	23	12	52.17	7	0	2	3						
757300 7573	245	72	29.39	5	1	3	60						
757300 - Absentee Reporting	245	10	4.08	4	0	1	5						
757300 - Early Vote Reporting	245	77	31.43	5	1	1	66						
757400 7574	0	0	0.00	0	0	0	0						
757400 - Absentee Reporting	0	0	0.00	0	0	0	0						
757400 - Early Vote Reporting	0	0	0.00	0	0	0	0						
757500 7575	9	3	33.33	*****	*****	*****	*****	Insufficient Turnout to Protect Voter Privacy					*****
757500 - Absentee Reporting	9	0	0.00	0	0	0	0						
757500 - Early Vote Reporting	9	3	33.33	*****	*****	*****	*****	Insufficient Turnout to Protect Voter Privacy					*****
757600 7576	752	214	28.46	148	5	9	48						
757600 - Absentee Reporting	752	82	10.90	51	1	1	25						
757600 - Early Vote Reporting	752	318	42.29	211	3	9	86						
757700 7577	264	74	28.03	35	1	4	33						
757700 - Absentee Reporting	264	10	3.79	6	0	0	3						
757700 - Early Vote Reporting	264	113	42.80	44	0	5	57						
757800 7578	157	60	38.22	48	2	1	8						
757800 - Absentee Reporting	157	8	5.10	*****	*****	*****	*****	Insufficient Turnout to Protect Voter Privacy					*****
757800 - Early Vote Reporting	157	60	38.22	41	0	2	17						
757900 7579	148	0	0.00	0	0	0	0						
757900 - Absentee Reporting	148	99	66.89	55	1	3	36						
757900 - Early Vote Reporting	148	4	2.70	*****	*****	*****	*****	Insufficient Turnout to Protect Voter Privacy					*****
758000 7580	9	0	0.00	0	0	0	0						
758000 - Absentee Reporting	9	8	88.89	*****	*****	*****	*****	Insufficient Turnout to Protect Voter Privacy					*****
758000 - Early Vote Reporting	9	0	0.00	0	0	0	0						

10-10-12

100004

NONPARTISAN REP IN CONGRESS, DISTRICT 2

	Registration	Ballots Cast	Turnout (%)	Arnold, Mark E.	Best, Russell	Haines, Michael L.	Koenig, Samuel								
758100 7581	170	76	44.71	16	3	2	53								
758100 - Absentee Reporting	170	6	3.53	*****				Insufficient Turnout to Protect Voter Privacy							*****
758100 - Early Vote Reporting	170	16	9.41	1	0	1	14								
758200 7582	20	6	30.00	*****				Insufficient Turnout to Protect Voter Privacy							*****
758200 - Absentee Reporting	20	0	0.00	0	0	0	0								
758200 - Early Vote Reporting	20	9	45.00	*****				Insufficient Turnout to Protect Voter Privacy							*****
758300 7583	2	2	100.00	*****				Insufficient Turnout to Protect Voter Privacy							*****
758300 - Absentee Reporting	2	0	0.00	0	0	0	0								
758300 - Early Vote Reporting	2	0	0.00	0	0	0	0								
758400 7584	2	0	0.00	0	0	0	0								
758400 - Absentee Reporting	2	0	0.00	0	0	0	0								
758400 - Early Vote Reporting	2	2	100.00	*****				Insufficient Turnout to Protect Voter Privacy							*****
758500 7585	1	0	0.00	0	0	0	0								
758500 - Absentee Reporting	1	0	0.00	0	0	0	0								
758500 - Early Vote Reporting	1	1	100.00	*****				Insufficient Turnout to Protect Voter Privacy							*****
758600 7586	247	61	24.70	40	1	2	16								
758600 - Absentee Reporting	247	33	13.36	13	0	2	15								
758600 - Early Vote Reporting	247	110	44.53	64	0	4	40								
758700 7587	16	0	0.00	0	0	0	0								
758700 - Absentee Reporting	16	4	25.00	*****				Insufficient Turnout to Protect Voter Privacy							*****
758700 - Early Vote Reporting	16	11	68.75	9	0	0	2								
758800 7588	30	5	16.67	*****				Insufficient Turnout to Protect Voter Privacy							*****
758800 - Absentee Reporting	30	2	6.67	*****				Insufficient Turnout to Protect Voter Privacy							*****
758800 - Early Vote Reporting	30	16	53.33	8	1	0	7								
758900 7589	10	4	40.00	*****				Insufficient Turnout to Protect Voter Privacy							*****
758900 - Absentee Reporting	10	0	0.00	0	0	0	0								
758900 - Early Vote Reporting	10	0	0.00	0	0	0	0								
810000 8100	854	191	22.37	119	3	16	43								
810000 - Absentee Reporting	854	116	13.58	72	1	5	29								
810000 - Early Vote Reporting	854	446	52.22	280	4	5	148								
810100 8101	15	4	26.67	*****				Insufficient Turnout to Protect Voter Privacy							*****
810100 - Absentee Reporting	15	1	6.67	*****				Insufficient Turnout to Protect Voter Privacy							*****
810100 - Early Vote Reporting	15	9	60.00	*****				Insufficient Turnout to Protect Voter Privacy							*****
810200 8102	36	11	30.56	5	2	0	3								
810200 - Absentee Reporting	36	2	5.56	*****				Insufficient Turnout to Protect Voter Privacy							*****
810200 - Early Vote Reporting	36	17	47.22	7	0	0	9								
810300 8103	693	77	11.11	53	0	0	19								
810300 - Absentee Reporting	693	89	12.84	60	0	0	29								
810300 - Early Vote Reporting	693	447	64.50	308	7	10	108								
810400 8104	603	115	19.07	71	2	6	31								
810400 - Absentee Reporting	603	102	16.92	68	0	4	22								
810400 - Early Vote Reporting	603	244	40.46	145	4	12	75								
810500 8105	633	100	15.80	37	5	7	42								
810500 - Absentee Reporting	633	98	15.48	50	1	2	37								
810500 - Early Vote Reporting	633	302	47.71	151	6	12	124								
810600 8106	908	168	18.50	87	3	4	50								
810600 - Absentee Reporting	908	116	12.78	70	1	3	34								
810600 - Early Vote Reporting	908	436	48.02	254	2	8	158								
810700 8107	1103	210	19.04	91	0	17	75								
810700 - Absentee Reporting	1103	191	17.32	122	3	6	47								
810700 - Early Vote Reporting	1103	397	35.99	228	1	12	137								
810800 8108	905	163	18.01	100	3	4	44								
810800 - Absentee Reporting	905	156	17.24	91	0	1	55								
810800 - Early Vote Reporting	905	407	44.97	254	1	6	137								
810900 8109	1018	216	21.22	111	10	11	64								
810900 - Absentee Reporting	1018	151	14.83	86	2	7	51								
810900 - Early Vote Reporting	1018	404	39.69	228	3	11	144								
811000 8110	318	48	15.09	15	1	6	23								
811000 - Absentee Reporting	318	100	31.45	56	1	3	35								
811000 - Early Vote Reporting	318	97	30.50	44	1	1	44								

AGU-1-10

WASHOE COUNTY Statement of Vote
GENERAL ELECTION

100004		NONPARTISAN REP IN CONGRESS, DISTRICT 2												
	Registration	Ballots Cast	Turnout (%)	Arnold, Mark E.	Best, Russell	Haines, Michael L.	Koepnick, Samuel							
811100 8111	5	1	20.00	*****									Insufficient Turnout to Protect Voter Privacy	*****
811100 - Absentee Reporting	5	0	0.00	0	0	0	0							
811100 - Early Vote Reporting	5	2	40.00	*****									Insufficient Turnout to Protect Voter Privacy	*****
811200 8112	39	4	10.26	*****									Insufficient Turnout to Protect Voter Privacy	*****
811200 - Absentee Reporting	39	8	20.51	*****									Insufficient Turnout to Protect Voter Privacy	*****
811200 - Early Vote Reporting	39	16	41.03	3	0	2	11							
811400 8114	31	8	25.81	*****									Insufficient Turnout to Protect Voter Privacy	*****
811400 - Absentee Reporting	31	10	32.26	8	0	0	2							
811400 - Early Vote Reporting	31	10	32.26	4	0	1	3							
811500 8115	3	1	33.33	*****									Insufficient Turnout to Protect Voter Privacy	*****
811500 - Absentee Reporting	3	0	0.00	0	0	0	0							
811500 - Early Vote Reporting	3	1	33.33	*****									Insufficient Turnout to Protect Voter Privacy	*****
811600 8116	963	180	18.69	68	3	13	85							
811600 - Absentee Reporting	963	114	11.84	61	2	2	45							
811600 - Early Vote Reporting	963	429	44.55	227	3	13	161							
811700 8117	804	138	17.16	70	3	8	43							
811700 - Absentee Reporting	804	155	19.28	104	0	4	36							
811700 - Early Vote Reporting	804	326	40.55	195	1	6	115							
811800 8118	16	2	12.50	*****									Insufficient Turnout to Protect Voter Privacy	*****
811800 - Absentee Reporting	16	8	50.00	*****									Insufficient Turnout to Protect Voter Privacy	*****
811800 - Early Vote Reporting	16	4	25.00	*****									Insufficient Turnout to Protect Voter Privacy	*****
812000 8120	18	3	16.67	*****									Insufficient Turnout to Protect Voter Privacy	*****
812000 - Absentee Reporting	18	11	61.11	8	0	0	1							
812000 - Early Vote Reporting	18	2	11.11	*****									Insufficient Turnout to Protect Voter Privacy	*****
812100 8121	1	0	0.00	0	0	0	0							
812100 - Absentee Reporting	1	0	0.00	0	0	0	0							
812100 - Early Vote Reporting	1	1	100.00	*****									Insufficient Turnout to Protect Voter Privacy	*****
812500 8125	3	0	0.00	0	0	0	0							
812500 - Absentee Reporting	3	0	0.00	0	0	0	0							
812500 - Early Vote Reporting	3	3	100.00	*****									Insufficient Turnout to Protect Voter Privacy	*****
812600 8126	6	1	16.67	*****									Insufficient Turnout to Protect Voter Privacy	*****
812600 - Absentee Reporting	6	2	33.33	*****									Insufficient Turnout to Protect Voter Privacy	*****
812600 - Early Vote Reporting	6	3	50.00	*****									Insufficient Turnout to Protect Voter Privacy	*****
812700 8127	1	0	0.00	0	0	0	0							
812700 - Absentee Reporting	1	0	0.00	0	0	0	0							
812700 - Early Vote Reporting	1	1	100.00	*****									Insufficient Turnout to Protect Voter Privacy	*****
812800 8128	10	0	0.00	0	0	0	0							
812800 - Absentee Reporting	10	0	0.00	0	0	0	0							
812800 - Early Vote Reporting	10	7	70.00	*****									Insufficient Turnout to Protect Voter Privacy	*****
812900 8129	54	7	12.96	*****									Insufficient Turnout to Protect Voter Privacy	*****
812900 - Absentee Reporting	54	10	18.52	8	0	0	1							
812900 - Early Vote Reporting	54	29	53.70	19	0	0	10							
813000 8130	2	0	0.00	0	0	0	0							
813000 - Absentee Reporting	2	1	50.00	*****									Insufficient Turnout to Protect Voter Privacy	*****
813000 - Early Vote Reporting	2	1	50.00	*****									Insufficient Turnout to Protect Voter Privacy	*****
820000 8200	788	189	23.98	138	1	10	37							
820000 - Absentee Reporting	788	69	8.76	49	1	2	12							
820000 - Early Vote Reporting	788	443	56.22	329	4	9	95							
820100 8201	368	143	38.86	107	3	4	28							
820100 - Absentee Reporting	368	26	7.07	17	0	0	8							
820100 - Early Vote Reporting	368	129	35.05	87	1	4	35							
820200 8202	1321	266	20.14	173	3	9	71							
820200 - Absentee Reporting	1321	118	8.93	63	0	3	48							
820200 - Early Vote Reporting	1321	767	58.06	475	8	11	257							
820300 8203	928	157	16.92	122	1	5	23							
820300 - Absentee Reporting	928	123	13.25	87	0	1	29							
820300 - Early Vote Reporting	928	502	54.09	358	1	8	130							
820400 8204	112	25	22.32	21	0	1	2							
820400 - Absentee Reporting	112	5	4.46	*****									Insufficient Turnout to Protect Voter Privacy	*****
820400 - Early Vote Reporting	112	68	60.71	55	0	0	12							

1001-01

WASHOE COUNTY Statement of Vote
GENERAL ELECTION

100004	NONPARTISAN REP IN CONGRESS, DISTRICT 2												
	Registration	Ballots Cast	Turnout (%)	Arnold, Mark E.	Best, Russell	Haines, Michael L.	Koepnick, Samuel						
820500 8205	1042	244	23.42	167	5	18	46						
820500 - Absentee Reporting	1042	113	10.84	84	0	0	22						
820500 - Early Vote Reporting	1042	595	57.10	383	9	9	174						
820600 8206	133	14	10.53	13	0	0	1						
820600 - Absentee Reporting	133	22	16.54	20	0	0	1						
820600 - Early Vote Reporting	133	78	58.65	58	1	0	14						
820700 8207	732	112	15.30	89	0	3	15						
820700 - Absentee Reporting	732	95	12.98	73	0	1	19						
820700 - Early Vote Reporting	732	427	58.33	316	1	10	96						
820800 8208	273	50	18.32	38	1	1	9						
820800 - Absentee Reporting	273	20	7.33	8	0	1	11						
820800 - Early Vote Reporting	273	171	62.64	119	1	4	45						
820900 8209	989	204	20.63	141	4	5	43						
820900 - Absentee Reporting	989	70	7.08	47	0	0	18						
820900 - Early Vote Reporting	989	583	58.95	356	4	8	199						
821000 8210	942	197	20.91	129	1	10	48						
821000 - Absentee Reporting	942	110	11.68	79	0	2	28						
821000 - Early Vote Reporting	942	463	49.15	294	5	14	141						
821100 8211	31	9	29.03	*****									
821100 - Absentee Reporting	31	5	16.13	*****									
821100 - Early Vote Reporting	31	10	32.26	6	0	0	4						
821200 8212	9	1	11.11	*****									
821200 - Absentee Reporting	9	0	0.00	0	0	0	0						
821200 - Early Vote Reporting	9	6	66.67	*****									
821300 8213	218	36	16.51	28	0	2	5						
821300 - Absentee Reporting	218	21	9.63	19	0	0	1						
821300 - Early Vote Reporting	218	133	61.01	105	0	3	24						
821400 8214	149	36	24.16	16	0	2	14						
821400 - Absentee Reporting	149	27	18.12	23	1	0	3						
821400 - Early Vote Reporting	149	67	44.97	55	0	0	12						
821500 8215	218	55	25.23	35	0	3	12						
821500 - Absentee Reporting	218	20	9.17	14	0	0	6						
821500 - Early Vote Reporting	218	116	53.21	65	1	2	44						
821600 8216	364	54	14.84	34	0	4	11						
821600 - Absentee Reporting	364	31	8.52	20	2	1	6						
821600 - Early Vote Reporting	364	232	63.74	166	0	4	57						
821700 8217	1004	155	15.44	102	3	8	40						
821700 - Absentee Reporting	1004	77	7.67	42	2	2	26						
821700 - Early Vote Reporting	1004	637	63.45	400	3	18	202						
821800 8218	7	1	14.29	*****									
821800 - Absentee Reporting	7	0	0.00	0	0	0	0						
821800 - Early Vote Reporting	7	5	71.43	*****									
821900 8219	337	148	43.92	110	3	3	28						
821900 - Absentee Reporting	337	41	12.17	27	0	3	8						
821900 - Early Vote Reporting	337	97	28.78	74	0	1	20						
822000 8220	756	302	39.95	192	4	11	86						
822000 - Absentee Reporting	756	70	9.26	49	1	3	15						
822000 - Early Vote Reporting	756	298	39.42	188	2	10	94						
822100 8221	643	260	40.44	167	5	6	77						
822100 - Absentee Reporting	643	36	5.60	24	0	0	10						
822100 - Early Vote Reporting	643	245	38.10	134	5	8	94						
822200 8222	864	364	42.13	234	6	19	98						
822200 - Absentee Reporting	864	50	5.79	29	1	0	19						
822200 - Early Vote Reporting	864	314	36.34	179	4	12	110						
822300 8223	30	6	20.00	*****									
822300 - Absentee Reporting	30	3	10.00	*****									
822300 - Early Vote Reporting	30	15	50.00	6	0	1	7						
822600 8226	4	1	25.00	*****									
822600 - Absentee Reporting	4	0	0.00	0	0	0	0						
822600 - Early Vote Reporting	4	2	50.00	*****									

4501-V1

WASHOE COUNTY Statement of Vote
GENERAL ELECTION

NONPARTISAN REP IN CONGRESS, DISTRICT 2

100004

	Registration	Ballots Cast	Turnout (%)	Amodio, Mark E.	Best, Russell	Haines, Michael L.	Koenig, Samuel								
822700 8227	7	0	0.00	0	0	0	0								
822700 - Absentee Reporting	7	1	14.29	*****				Insufficient Turnout to Protect Voter Privacy						*****	
822700 - Early Vote Reporting	7	4	57.14	*****				Insufficient Turnout to Protect Voter Privacy						*****	
822800 8228	52	20	38.46	15	1	0	2								
822800 - Absentee Reporting	52	2	3.85	*****				Insufficient Turnout to Protect Voter Privacy						*****	
822800 - Early Vote Reporting	52	18	34.62	15	0	1	2								
822900 8229	2	0	0.00	0	0	0	0								
822900 - Absentee Reporting	2	0	0.00	0	0	0	0								
822900 - Early Vote Reporting	2	1	50.00	*****				Insufficient Turnout to Protect Voter Privacy						*****	
823000 8230	25	2	8.00	*****				Insufficient Turnout to Protect Voter Privacy						*****	
823000 - Absentee Reporting	25	3	12.00	*****				Insufficient Turnout to Protect Voter Privacy						*****	
823000 - Early Vote Reporting	25	16	64.00	8	0	1	5								
823100 8231	72	22	30.56	12	2	0	8								
823100 - Absentee Reporting	72	9	12.50	*****				Insufficient Turnout to Protect Voter Privacy						*****	
823100 - Early Vote Reporting	72	29	40.28	15	3	1	9								
823200 8232	28	5	17.86	*****				Insufficient Turnout to Protect Voter Privacy						*****	
823200 - Absentee Reporting	28	5	17.86	*****				Insufficient Turnout to Protect Voter Privacy						*****	
823200 - Early Vote Reporting	28	13	46.43	9	0	0	3								
823300 8233	782	196	25.06	134	2	4	44								
823300 - Absentee Reporting	782	48	6.14	34	0	1	13								
823300 - Early Vote Reporting	782	410	52.43	251	5	13	128								
823400 8234	116	16	13.79	10	0	0	3								
823400 - Absentee Reporting	116	16	13.79	14	0	0	2								
823400 - Early Vote Reporting	116	69	59.48	45	1	4	17								
823500 8235	184	30	16.30	21	2	1	4								
823500 - Absentee Reporting	184	25	13.59	14	0	0	10								
823500 - Early Vote Reporting	184	98	53.26	67	0	3	24								
823600 8236	1173	186	15.86	124	1	3	50								
823600 - Absentee Reporting	1173	182	15.52	134	0	4	39								
823600 - Early Vote Reporting	1173	669	57.03	454	3	20	178								
823700 8237	30	2	6.67	*****				Insufficient Turnout to Protect Voter Privacy						*****	
823700 - Absentee Reporting	30	2	6.67	*****				Insufficient Turnout to Protect Voter Privacy						*****	
823700 - Early Vote Reporting	30	20	66.67	9	0	0	10								
823800 8238	941	176	18.70	118	2	5	40								
823800 - Absentee Reporting	941	159	16.90	126	1	2	24								
823800 - Early Vote Reporting	941	502	53.35	336	2	15	139								
823900 8239	2	0	0.00	0	0	0	0								
823900 - Absentee Reporting	2	0	0.00	0	0	0	0								
823900 - Early Vote Reporting	2	0	0.00	0	0	0	0								
824000 8240	89	26	29.21	19	0	1	3								
824000 - Absentee Reporting	89	11	12.36	9	0	0	2								
824000 - Early Vote Reporting	89	41	46.07	27	0	1	11								
824100 8241	67	14	20.90	11	0	0	3								
824100 - Absentee Reporting	67	12	17.91	10	0	2	0								
824100 - Early Vote Reporting	67	34	50.75	24	0	3	7								
824400 8244	85	17	20.00	6	0	2	9								
824400 - Absentee Reporting	85	9	10.59	*****				Insufficient Turnout to Protect Voter Privacy						*****	
824400 - Early Vote Reporting	85	38	44.71	19	2	5	11								
824500 8245	443	93	20.99	48	1	6	28								
824500 - Absentee Reporting	443	36	8.13	18	0	2	11								
824500 - Early Vote Reporting	443	212	47.86	115	4	7	78								
824700 8247	205	49	23.90	38	0	4	5								
824700 - Absentee Reporting	205	41	20.00	32	0	0	8								
824700 - Early Vote Reporting	205	94	45.85	59	0	3	28								
825000 8250	797	125	15.68	89	0	6	23								
825000 - Absentee Reporting	797	74	9.28	51	1	2	19								
825000 - Early Vote Reporting	797	468	58.72	287	3	10	154								
825100 8251	24	6	25.00	*****				Insufficient Turnout to Protect Voter Privacy						*****	
825100 - Absentee Reporting	24	6	25.00	*****				Insufficient Turnout to Protect Voter Privacy						*****	
825100 - Early Vote Reporting	24	10	41.67	5	0	1	2								

18-1057

100004		NONPARTISAN REP IN CONGRESS, DISTRICT 2												
		Registration	Ballots Cast	Turnout (%)	Armodiei, Mark E.	Best, Russell	Haines, Michael L.	Koenig, Samuel						
825200	8252	20	2	10.00	*****									
825200	- Absentee Reporting	20	3	15.00	*****									
825200	- Early Vote Reporting	20	11	55.00		5	0	0	6					
825300	8253	247	50	20.24		38	0	1	8					
825300	- Absentee Reporting	247	19	7.69		12	0	1	6					
825300	- Early Vote Reporting	247	148	59.92		102	0	2	41					
825400	8254	1255	263	20.96		161	6	19	68					
825400	- Absentee Reporting	1255	111	8.84		61	3	1	42					
825400	- Early Vote Reporting	1255	693	55.22		403	6	14	254					
825500	8255	15	2	13.33	*****									
825500	- Absentee Reporting	15	0	0.00		0	0	0	0					
825500	- Early Vote Reporting	15	10	66.67		5	0	0	5					
825600	8256	565	124	21.95		78	0	9	34					
825600	- Absentee Reporting	565	41	7.26		20	0	3	14					
825600	- Early Vote Reporting	565	287	50.80		185	1	8	81					
825900	8259	0	0	0.00		0	0	0	0					
825900	- Absentee Reporting	0	0	0.00		0	0	0	0					
825900	- Early Vote Reporting	0	0	0.00		0	0	0	0					
826000	8260	0	0	0.00		0	0	0	0					
826000	- Absentee Reporting	0	0	0.00		0	0	0	0					
826000	- Early Vote Reporting	0	0	0.00		0	0	0	0					
826100	8261	19	5	26.32	*****									
826100	- Absentee Reporting	19	4	21.05	*****									
826100	- Early Vote Reporting	19	9	47.37	*****									
826200	8262	180	38	21.11		14	2	3	17					
826200	- Absentee Reporting	180	13	7.22		7	0	0	5					
826200	- Early Vote Reporting	180	91	50.56		33	3	3	46					
826300	8263	729	130	17.83		93	1	4	21					
826300	- Absentee Reporting	729	93	12.76		68	2	1	20					
826300	- Early Vote Reporting	729	419	57.48		310	1	1	94					
826400	8264	274	103	37.59		62	0	10	29					
826400	- Absentee Reporting	274	24	8.76		13	1	0	7					
826400	- Early Vote Reporting	274	105	38.32		73	0	3	26					
826500	8265	2	2	100.00	*****									
826500	- Absentee Reporting	2	0	0.00		0	0	0	0					
826500	- Early Vote Reporting	2	0	0.00		0	0	0	0					
826600	8266	1	0	0.00		0	0	0	0					
826600	- Absentee Reporting	1	0	0.00		0	0	0	0					
826600	- Early Vote Reporting	1	0	0.00		0	0	0	0					
826700	8267	2	0	0.00		0	0	0	0					
826700	- Absentee Reporting	2	0	0.00		0	0	0	0					
826700	- Early Vote Reporting	2	2	100.00	*****									
826800	8268	4	0	0.00		0	0	0	0					
826800	- Absentee Reporting	4	1	25.00	*****									
826800	- Early Vote Reporting	4	2	50.00	*****									
827000	8270	366	93	25.41		57	2	7	23					
827000	- Absentee Reporting	366	20	5.46		9	0	1	9					
827000	- Early Vote Reporting	366	189	51.64		127	5	4	49					
827100	8271	745	141	18.93		94	3	7	29					
827100	- Absentee Reporting	745	97	13.02		51	1	6	34					
827100	- Early Vote Reporting	745	421	56.51		256	3	10	141					
827300	8273	344	130	37.79		94	2	3	24					
827300	- Absentee Reporting	344	43	12.50		34	0	0	6					
827300	- Early Vote Reporting	344	108	31.40		63	1	0	41					
827400	8274	0	0	0.00		0	0	0	0					
827400	- Absentee Reporting	0	0	0.00		0	0	0	0					
827400	- Early Vote Reporting	0	0	0.00		0	0	0	0					
827500	8275	0	0	0.00		0	0	0	0					
827500	- Absentee Reporting	0	0	0.00		0	0	0	0					
827500	- Early Vote Reporting	0	0	0.00		0	0	0	0					

7501-2

WASHOE COUNTY Statement of Vote
GENERAL ELECTION

November 6, 2012

100004		NONPARTISAN REP IN CONGRESS, DISTRICT 2												
	Registration	Ballots Cast	Turnout (%)		Amodet, Mark E.	Best, Russell	Haines, Michael L.	Koenrick, Samuel						
827600 8276	34	13	38.24		6	0	1	6						
827600 - Absentee Reporting	34	0	0.00		0	0	0	0						
827600 - Early Vote Reporting	34	12	35.29		8	0	0	4						
827700 8277	464	89	19.18		58	2	3	23						
827700 - Absentee Reporting	464	50	10.78		29	0	1	17						
827700 - Early Vote Reporting	464	259	55.82		177	0	2	75						
827800 8278	365	63	17.26		35	1	7	17						
827800 - Absentee Reporting	365	21	5.75		16	0	0	2						
827800 - Early Vote Reporting	365	243	66.58		138	2	4	88						
828100 8281	17	0	0.00		0	0	0	0						
828100 - Absentee Reporting	17	5	29.41		*****									*****
828100 - Early Vote Reporting	17	11	64.71		9	0	0	2						
828700 8287	2	0	0.00		0	0	0	0						
828700 - Absentee Reporting	2	0	0.00		0	0	0	0						
828700 - Early Vote Reporting	2	2	100.00		*****									*****
828900 8289	0	0	0.00		0	0	0	0						
828900 - Absentee Reporting	0	0	0.00		0	0	0	0						
828900 - Early Vote Reporting	0	0	0.00		0	0	0	0						
829000 8290	0	0	0.00		0	0	0	0						
829000 - Absentee Reporting	0	0	0.00		0	0	0	0						
829000 - Early Vote Reporting	0	0	0.00		0	0	0	0						
829100 8291	0	0	0.00		0	0	0	0						
829100 - Absentee Reporting	0	0	0.00		0	0	0	0						
829100 - Early Vote Reporting	0	0	0.00		0	0	0	0						
829200 8292	0	0	0.00		0	0	0	0						
829200 - Absentee Reporting	0	0	0.00		0	0	0	0						
829200 - Early Vote Reporting	0	0	0.00		0	0	0	0						
829300 8293	0	0	0.00		0	0	0	0						
829300 - Absentee Reporting	0	0	0.00		0	0	0	0						
829300 - Early Vote Reporting	0	0	0.00		0	0	0	0						
829400 8294	2	0	0.00		0	0	0	0						
829400 - Absentee Reporting	2	0	0.00		0	0	0	0						
829400 - Early Vote Reporting	2	2	100.00		*****									*****
829500 8295	11	2	18.18		*****									*****
829500 - Absentee Reporting	11	0	0.00		0	0	0	0						
829500 - Early Vote Reporting	11	5	45.45		*****									*****
840000 8400	0	0	0.00		0	0	0	0						
840000 - Absentee Reporting	0	0	0.00		0	0	0	0						
840000 - Early Vote Reporting	0	0	0.00		0	0	0	0						
850000 8500	65	8	12.31		*****									*****
850000 - Absentee Reporting	65	10	15.38		5	0	0	4						
850000 - Early Vote Reporting	65	35	53.85		26	1	4	4						
850200 8502	208	58	27.88		51	0	1	4						
850200 - Absentee Reporting	208	24	11.54		15	0	1	7						
850200 - Early Vote Reporting	208	95	45.67		74	0	5	15						
850500 8505	25	4	16.00		*****									*****
850500 - Absentee Reporting	25	3	12.00		*****									*****
850500 - Early Vote Reporting	25	11	44.00		8	0	1	1						
910100 - Absentee Reporting	0	0	0.00		0	0	0	0						
910200 - Absentee Reporting	0	0	0.00		0	0	0	0						
910300 - Absentee Reporting	0	0	0.00		0	0	0	0						
910600 - Absentee Reporting	0	0	0.00		0	0	0	0						
910700 - Absentee Reporting	0	0	0.00		0	0	0	0						
910900 - Absentee Reporting	0	0	0.00		0	0	0	0						
911400 - Absentee Reporting	0	0	0.00		0	0	0	0						
911500 - Absentee Reporting	0	0	0.00		0	0	0	0						
911600 - Absentee Reporting	0	0	0.00		0	0	0	0						
911700 - Absentee Reporting	0	0	0.00		0	0	0	0						
911800 - Absentee Reporting	0	0	0.00		0	0	0	0						
912000 - Absentee Reporting	0	0	0.00		0	0	0	0						

7601-01

WASHOE COUNTY Statement of Vote
GENERAL ELECTION

100004	NONPARTISAN REP IN CONGRESS, DISTRICT 2															
	Registration	Ballots Cast	Turnout (%)		Ammodei, Mark E.	Best, Russell	Haines, Michael L.	Koeprnick, Samuel								
912100 - Absentee Reporting	0	0	0.00		0	0	0	0								
912200 - Absentee Reporting	0	0	0.00		0	0	0	0								
912300 - Absentee Reporting	0	0	0.00		0	0	0	0								
912400 - Absentee Reporting	0	0	0.00		0	0	0	0								
912500 - Absentee Reporting	0	0	0.00		0	0	0	0								
912600 - Absentee Reporting	0	0	0.00		0	0	0	0								
912800 - Absentee Reporting	0	0	0.00		0	0	0	0								
912900 - Absentee Reporting	0	0	0.00		0	0	0	0								
920200 - Absentee Reporting	0	0	0.00		0	0	0	0								
920500 - Absentee Reporting	0	0	0.00		0	0	0	0								
920700 - Absentee Reporting	0	0	0.00		0	0	0	0								
920800 - Absentee Reporting	0	0	0.00		0	0	0	0								
921000 - Absentee Reporting	0	0	0.00		0	0	0	0								
921100 - Absentee Reporting	0	0	0.00		0	0	0	0								
921200 - Absentee Reporting	0	0	0.00		0	0	0	0								
921400 - Absentee Reporting	0	0	0.00		0	0	0	0								
921500 - Absentee Reporting	0	0	0.00		0	0	0	0								
921800 - Absentee Reporting	0	0	0.00		0	0	0	0								
922100 - Absentee Reporting	0	0	0.00		0	0	0	0								
922200 - Absentee Reporting	0	0	0.00		0	0	0	0								
922300 - Absentee Reporting	0	0	0.00		0	0	0	0								
922400 - Absentee Reporting	0	0	0.00		0	0	0	0								
922700 - Absentee Reporting	0	0	0.00		0	0	0	0								
922800 - Absentee Reporting	0	0	0.00		0	0	0	0								
922900 - Absentee Reporting	0	0	0.00		0	0	0	0								
923000 - Absentee Reporting	0	0	0.00		0	0	0	0								
923100 - Absentee Reporting	0	0	0.00		0	0	0	0								
923200 - Absentee Reporting	0	0	0.00		0	0	0	0								
923300 - Absentee Reporting	0	0	0.00		0	0	0	0								
923400 - Absentee Reporting	0	0	0.00		0	0	0	0								
923500 - Absentee Reporting	0	0	0.00		0	0	0	0								
923600 - Absentee Reporting	0	0	0.00		0	0	0	0								
923700 - Absentee Reporting	0	0	0.00		0	0	0	0								
923900 - Absentee Reporting	0	0	0.00		0	0	0	0								
924000 - Absentee Reporting	0	0	0.00		0	0	0	0								
924300 - Absentee Reporting	0	0	0.00		0	0	0	0								
924400 - Absentee Reporting	0	0	0.00		0	0	0	0								
924500 - Absentee Reporting	0	0	0.00		0	0	0	0								
924600 - Absentee Reporting	0	0	0.00		0	0	0	0								
924700 - Absentee Reporting	0	0	0.00		0	0	0	0								
924800 - Absentee Reporting	0	0	0.00		0	0	0	0								
924900 - Absentee Reporting	0	0	0.00		0	0	0	0								
925100 - Absentee Reporting	0	0	0.00		0	0	0	0								
930300 - Absentee Reporting	0	0	0.00		0	0	0	0								
930400 - Absentee Reporting	0	0	0.00		0	0	0	0								
930700 - Absentee Reporting	0	0	0.00		0	0	0	0								
930800 - Absentee Reporting	0	0	0.00		0	0	0	0								
930900 - Absentee Reporting	0	0	0.00		0	0	0	0								
931000 - Absentee Reporting	0	0	0.00		0	0	0	0								
931100 - Absentee Reporting	0	0	0.00		0	0	0	0								
931200 - Absentee Reporting	0	0	0.00		0	0	0	0								
940000 - Absentee Reporting	0	0	0.00		0	0	0	0								
940800 - Absentee Reporting	0	0	0.00		0	0	0	0								
941500 - Absentee Reporting	0	0	0.00		0	0	0	0								
941700 - Absentee Reporting	0	0	0.00		0	0	0	0								
941900 - Absentee Reporting	0	0	0.00		0	0	0	0								
942000 - Absentee Reporting	0	0	0.00		0	0	0	0								
942200 - Absentee Reporting	0	0	0.00		0	0	0	0								
942400 - Absentee Reporting	0	0	0.00		0	0	0	0								
942500 - Absentee Reporting	0	0	0.00		0	0	0	0								

12-10-12

WASHOE COUNTY Statement of Vote
GENERAL ELECTION

NONPARTISAN REP IN CONGRESS, DISTRICT 2

100004

	Registration	Ballots Cast	Turnout (%)	Ammodei, Mark E.	Best, Russell	Haines, Michael L.	Koenig, Samuel								
950100 - Absentee Reporting	0	0	0.00	0	0	0	0								
950700 - Absentee Reporting	0	0	0.00	0	0	0	0								
951200 - Absentee Reporting	0	0	0.00	0	0	0	0								
951300 - Absentee Reporting	0	0	0.00	0	0	0	0								
951600 - Absentee Reporting	0	0	0.00	0	0	0	0								
951900 - Absentee Reporting	0	0	0.00	0	0	0	0								
952000 - Absentee Reporting	0	0	0.00	0	0	0	0								
952100 - Absentee Reporting	0	0	0.00	0	0	0	0								
952300 - Absentee Reporting	0	0	0.00	0	0	0	0								
952600 - Absentee Reporting	0	0	0.00	0	0	0	0								
952700 - Absentee Reporting	0	0	0.00	0	0	0	0								
953000 - Absentee Reporting	0	0	0.00	0	0	0	0								
953200 - Absentee Reporting	0	0	0.00	0	0	0	0								
953300 - Absentee Reporting	0	0	0.00	0	0	0	0								
953500 - Absentee Reporting	0	0	0.00	0	0	0	0								
953700 - Absentee Reporting	0	0	0.00	0	0	0	0								
953800 - Absentee Reporting	0	0	0.00	0	0	0	0								
954000 - Absentee Reporting	0	0	0.00	0	0	0	0								
954100 - Absentee Reporting	0	0	0.00	0	0	0	0								
954200 - Absentee Reporting	0	0	0.00	0	0	0	0								
954300 - Absentee Reporting	0	0	0.00	0	0	0	0								
954400 - Absentee Reporting	0	0	0.00	0	0	0	0								
954500 - Absentee Reporting	0	0	0.00	0	0	0	0								
954600 - Absentee Reporting	0	0	0.00	0	0	0	0								
954700 - Absentee Reporting	0	0	0.00	0	0	0	0								
954800 - Absentee Reporting	0	0	0.00	0	0	0	0								
954900 - Absentee Reporting	0	0	0.00	0	0	0	0								
955000 - Absentee Reporting	0	0	0.00	0	0	0	0								
955100 - Absentee Reporting	0	0	0.00	0	0	0	0								
955200 - Absentee Reporting	0	0	0.00	0	0	0	0								
955300 - Absentee Reporting	0	0	0.00	0	0	0	0								
955400 - Absentee Reporting	0	0	0.00	0	0	0	0								
955500 - Absentee Reporting	0	0	0.00	0	0	0	0								
955600 - Absentee Reporting	0	0	0.00	0	0	0	0								
955700 - Absentee Reporting	0	0	0.00	0	0	0	0								
970000 - Absentee Reporting	97	37	38.14	14	0	0	21								
990000 - Absentee Reporting	0	990	0.00	287	44	81	415								
Precinct Totals	240971	55610	23.08	28302	1169	3066	19748								
Absentee Reporting Totals	241068	21406	8.88	10998	256	704	8098								
Early Vote Reporting Totals	240971	111189	46.14	54476	1413	3588	47461								
Grand Totals	240971	188205	78.10	93776	2838	7358	75307								
UNITED STATES SENATOR	240971	188205	78.10	93776	2838	7358	75307								
DISTRICT 2	240971	188205	78.10	93776	2838	7358	75307								
Senate District 13	60665	43051	70.97	15811	865	2080	21821								
Senate District 15	77423	61163	79.00	30639	853	2257	24435								
24TH	30746	20581	66.94	6496	460	1106	11135								
25TH	42720	35013	81.96	19416	399	1126	12532								
26TH	43515	35407	81.37	20581	370	1140	11803								
27TH	34703	26150	75.35	11223	454	1131	11903								
30TH	29919	22470	75.10	9315	405	974	10686								
31ST	36540	29172	79.84	15334	441	1111	11133								
32ND	16183	12836	79.32	7765	194	476	3936								
40TH	6645	5549	83.51	3345	71	213	1743								
1	56543	45053	79.68	22221	559	1599	18337								
4	51687	41841	80.95	22602	594	1521	15472								
RENO	124098	93640	75.46	42172	1430	3823	41103								

12-10-57

WASHOE COUNTY Statement of Vote
GENERAL ELECTION

***Grand Totals 100004		NONPARTISAN REP IN CONGRESS, DISTRICT 2													
	Registration	Ballots Cast	Turnout (%)		Amodoi, Mark E.	Best, Russell	Haines, Michael L.	Koenrick, Samuel							
RENO-VERDI	163310	126384	77.39		62573	1833	4921	50857							
GERLACH-WADSWORTH	968	647	66.84		271	12	28	322							

12-1037

WASHOE COUNTY Statement of Vote
GENERAL ELECTION

November 6,2012

100005		NONPARTISAN STATE SENATE DISTRICT 13												
		Registration	Ballots Cast	Turnout (%)		Martin, Kathy	Smith, Debbie							
100000	1000	596	181	30.37		67	101							
100000	- Absentee Reporting	596	33	5.54		12	18							
100000	- Early Vote Reporting	596	301	50.50		96	195							
100200	1002	921	239	25.95		72	141							
100200	- Absentee Reporting	921	75	8.14		17	52							
100200	- Early Vote Reporting	921	257	27.90		80	157							
100600	1006	393	96	24.43		39	51							
100600	- Absentee Reporting	393	49	12.47		17	25							
100600	- Early Vote Reporting	393	171	43.51		68	96							
100800	1008	193	40	20.73		11	24							
100800	- Absentee Reporting	193	19	9.84		9	9							
100800	- Early Vote Reporting	193	83	43.01		25	56							
101100	1011	1068	164	15.36		41	106							
101100	- Absentee Reporting	1068	53	4.96		17	28							
101100	- Early Vote Reporting	1068	417	39.04		76	306							
101500	1015	52	11	21.15		1	7							
101500	- Absentee Reporting	52	6	11.54		*****								*****
101500	- Early Vote Reporting	52	15	28.85		4	10							
101800	1018	1024	278	27.15		76	166							
101800	- Absentee Reporting	1024	54	5.27		12	35							
101800	- Early Vote Reporting	1024	355	34.67		80	251							
103300	1033	1012	235	23.22		115	101							
103300	- Absentee Reporting	1012	115	11.36		48	52							
103300	- Early Vote Reporting	1012	506	50.00		177	304							
103500	1035	490	155	31.63		53	80							
103500	- Absentee Reporting	490	21	4.29		2	18							
103500	- Early Vote Reporting	490	214	43.67		42	162							
103600	1036	619	131	21.16		35	80							
103600	- Absentee Reporting	619	46	7.43		12	30							
103600	- Early Vote Reporting	619	305	49.27		70	217							
103900	1039	690	104	15.07		30	61							
103900	- Absentee Reporting	690	56	8.12		17	35							
103900	- Early Vote Reporting	690	188	27.25		46	125							
200000	2000	407	89	21.87		34	45							
200000	- Absentee Reporting	407	28	6.88		12	13							
200000	- Early Vote Reporting	407	231	56.76		82	140							
200200	2002	0	0	0.00		0	0							
200200	- Absentee Reporting	0	0	0.00		0	0							
200200	- Early Vote Reporting	0	0	0.00		0	0							
200700	2007	72	9	12.50		*****								*****
200700	- Absentee Reporting	72	5	6.94		*****								*****
200700	- Early Vote Reporting	72	32	44.44		4	28							
200900	2009	335	42	12.54		14	27							
200900	- Absentee Reporting	335	23	6.87		8	12							
200900	- Early Vote Reporting	335	117	34.93		35	72							
204900	2049	832	149	17.91		56	79							
204900	- Absentee Reporting	832	71	8.53		29	35							
204900	- Early Vote Reporting	832	356	42.79		113	217							
300100	3001	546	88	16.12		25	59							
300100	- Absentee Reporting	546	55	10.07		13	36							
300100	- Early Vote Reporting	546	184	33.70		45	126							
300200	3002	12	1	8.33		*****								*****
300200	- Absentee Reporting	12	3	25.00		*****								*****
300200	- Early Vote Reporting	12	5	41.67		*****								*****
300300	3003	3	0	0.00		0	0							
300300	- Absentee Reporting	3	3	100.00		*****								*****
300300	- Early Vote Reporting	3	0	0.00		0	0							
300400	3004	608	182	29.93		62	113							
300400	- Absentee Reporting	608	50	8.22		16	26							
300400	- Early Vote Reporting	608	235	38.65		48	170							

Insufficient Turnout to Protect Voter Privacy

Insufficient Turnout to Protect Voter Privacy

Insufficient Turnout to Protect Voter Privacy

Insufficient Turnout to Protect Voter Privacy

1001-101

WASHOE COUNTY Statement of Vote
GENERAL ELECTION

November 6, 2012

NONPARTISAN STATE SENATE DISTRICT 13

100005

	Registration	Ballots Cast	Turnout (%)	Martin, Kathy	Smith, Debbie														
300500 3005	85	15	17.65	3	9														
300500 - Absentee Reporting	85	7	8.24	*****															
300500 - Early Vote Reporting	85	23	27.06	3	19														
300600 3006	66	6	9.09	*****															
300600 - Absentee Reporting	66	12	18.18	6	6														
300600 - Early Vote Reporting	66	37	56.06	14	22														
300700 3007	1087	237	21.80	66	151														
300700 - Absentee Reporting	1087	67	6.16	23	40														
300700 - Early Vote Reporting	1087	477	43.88	104	331														
300800 3008	584	95	16.27	21	63														
300800 - Absentee Reporting	584	46	7.88	14	32														
300800 - Early Vote Reporting	584	197	33.73	50	132														
300900 3009	1308	267	20.41	83	158														
300900 - Absentee Reporting	1308	96	7.34	27	61														
300900 - Early Vote Reporting	1308	459	35.09	112	324														
301000 3010	1181	232	19.64	76	138														
301000 - Absentee Reporting	1181	90	7.62	24	52														
301000 - Early Vote Reporting	1181	466	39.46	96	340														
301100 3011	369	67	18.16	19	41														
301100 - Absentee Reporting	369	26	7.05	2	19														
301100 - Early Vote Reporting	369	116	31.44	21	84														
301200 3012	1026	209	20.37	48	137														
301200 - Absentee Reporting	1026	61	5.95	14	46														
301200 - Early Vote Reporting	1026	384	37.43	78	275														
301300 3013	7	0	0.00	0	0														
301300 - Absentee Reporting	7	3	42.86	*****															
301300 - Early Vote Reporting	7	2	28.57	*****															
301400 3014	83	18	21.69	8	9														
301400 - Absentee Reporting	83	8	9.64	*****															
301400 - Early Vote Reporting	83	35	42.17	10	22														
301500 3015	53	6	11.32	*****															
301500 - Absentee Reporting	53	0	0.00	0	0														
301500 - Early Vote Reporting	53	8	15.09	*****															
301700 3017	1005	221	21.99	49	154														
301700 - Absentee Reporting	1005	92	9.15	20	64														
301700 - Early Vote Reporting	1005	402	40.00	76	292														
301800 3018	1000	211	21.10	61	133														
301800 - Absentee Reporting	1000	47	4.70	13	30														
301800 - Early Vote Reporting	1000	415	41.50	72	320														
301900 3019	713	111	15.57	32	68														
301900 - Absentee Reporting	713	40	5.61	12	22														
301900 - Early Vote Reporting	713	313	43.90	76	214														
302100 3021	14	3	21.43	*****															
302100 - Absentee Reporting	14	2	14.29	*****															
302100 - Early Vote Reporting	14	7	50.00	*****															
302200 3022	979	222	22.68	78	121														
302200 - Absentee Reporting	979	56	5.72	20	32														
302200 - Early Vote Reporting	979	486	49.64	177	274														
302300 3023	441	130	29.48	44	81														
302300 - Absentee Reporting	441	26	5.90	10	14														
302300 - Early Vote Reporting	441	141	31.97	42	92														
302400 3024	1105	172	15.57	59	99														
302400 - Absentee Reporting	1105	64	5.79	25	33														
302400 - Early Vote Reporting	1105	636	57.56	250	356														
302500 3025	5	0	0.00	0	0														
302500 - Absentee Reporting	5	0	0.00	0	0														
302500 - Early Vote Reporting	5	5	100.00	*****															
302700 3027	12	3	25.00	*****															
302700 - Absentee Reporting	12	2	16.67	*****															
302700 - Early Vote Reporting	12	5	41.67	*****															

EX-1037

WASHOE COUNTY Statement of Vote
GENERAL ELECTION

NONPARTISAN STATE SENATE DISTRICT 13

100005

	Registration	Ballots Cast	Turnout (%)	Martin, Kathy	Smith, Debbie													
302800 3028	298	82	27.52	22	55													
302800 - Absentee Reporting	298	8	2.68	*****														
302800 - Early Vote Reporting	298	119	39.93	24	88													
302900 3029	339	38	11.21	21	16													
302900 - Absentee Reporting	339	25	7.37	10	13													
302900 - Early Vote Reporting	339	204	60.18	86	107													
303300 3033	188	33	17.55	13	17													
303300 - Absentee Reporting	188	8	4.26	*****														
303300 - Early Vote Reporting	188	73	38.83	28	42													
303400 3034	0	0	0.00	0	0													
303400 - Absentee Reporting	0	0	0.00	0	0													
303400 - Early Vote Reporting	0	1	0.00	*****														
303500 3035	0	0	0.00	0	0													
303500 - Absentee Reporting	0	0	0.00	0	0													
303500 - Early Vote Reporting	0	0	0.00	0	0													
303600 3036	246	58	23.58	11	41													
303600 - Absentee Reporting	246	13	5.28	4	7													
303600 - Early Vote Reporting	246	84	34.15	18	56													
304000 3040	482	88	18.26	20	65													
304000 - Absentee Reporting	482	27	5.60	2	24													
304000 - Early Vote Reporting	482	183	37.97	37	125													
400000 4000	788	162	20.56	41	101													
400000 - Absentee Reporting	788	37	4.70	13	21													
400000 - Early Vote Reporting	788	284	36.04	61	202													
402200 4022	90	10	11.11	2	7													
402200 - Absentee Reporting	90	12	13.33	2	10													
402200 - Early Vote Reporting	90	51	56.67	12	36													
403300 4033	1101	260	23.61	112	129													
403300 - Absentee Reporting	1101	96	8.72	46	39													
403300 - Early Vote Reporting	1101	544	49.41	229	297													
403800 4038	553	150	27.12	60	78													
403800 - Absentee Reporting	553	61	11.03	21	38													
403800 - Early Vote Reporting	553	217	39.24	84	114													
405300 4053	1373	309	22.51	88	190													
405300 - Absentee Reporting	1373	46	3.35	11	28													
405300 - Early Vote Reporting	1373	473	34.45	93	350													
500300 5003	54	15	27.78	7	8													
500300 - Absentee Reporting	54	6	11.11	*****														
500300 - Early Vote Reporting	54	19	35.19	6	13													
500500 5005	1335	155	11.61	64	82													
500500 - Absentee Reporting	1335	94	7.04	21	60													
500500 - Early Vote Reporting	1335	288	21.57	84	191													
500600 5006	1197	351	29.32	138	187													
500600 - Absentee Reporting	1197	82	6.85	31	41													
500600 - Early Vote Reporting	1197	559	46.70	170	362													
500900 5009	705	184	26.10	59	108													
500900 - Absentee Reporting	705	33	4.68	10	18													
500900 - Early Vote Reporting	705	284	40.28	73	188													
501000 5010	1237	345	27.89	117	192													
501000 - Absentee Reporting	1237	47	3.80	15	23													
501000 - Early Vote Reporting	1237	435	35.17	99	291													
502000 5020	306	48	15.69	17	22													
502000 - Absentee Reporting	306	36	11.76	15	19													
502000 - Early Vote Reporting	306	85	27.78	29	49													
502200 5022	958	273	28.50	109	141													
502200 - Absentee Reporting	958	62	6.47	24	32													
502200 - Early Vote Reporting	958	429	44.78	135	275													
502700 5027	1632	347	21.26	125	160													
502700 - Absentee Reporting	1632	35	2.14	10	21													
502700 - Early Vote Reporting	1632	626	38.36	140	416													

10-1057

WASHOE COUNTY Statement of Vote
GENERAL ELECTION

100005		NONPARTISAN STATE SENATE DISTRICT 13												
	Registration	Ballots Cast	Turnout (%)		Martin, Kathy	Smith, Debbie								
505600 5056	932	169	18.13		62	95								
505600 - Absentee Reporting	932	112	12.02		43	54								
505600 - Early Vote Reporting	932	357	38.30		120	214								
506300 5063	298	44	14.77		12	22								
506300 - Absentee Reporting	298	10	3.36		1	7								
506300 - Early Vote Reporting	298	95	31.88		16	66								
506400 5064	618	129	20.87		38	78								
506400 - Absentee Reporting	618	17	2.75		5	9								
506400 - Early Vote Reporting	618	199	32.20		45	136								
610000 6100	686	152	22.16		43	101								
610000 - Absentee Reporting	686	59	8.60		18	38								
610000 - Early Vote Reporting	686	269	39.21		58	201								
610100 6101	214	44	20.56		16	27								
610100 - Absentee Reporting	214	17	7.94		0	17								
610100 - Early Vote Reporting	214	62	28.97		9	47								
610200 6102	200	64	32.00		19	42								
610200 - Absentee Reporting	200	9	4.50		*****									
610200 - Early Vote Reporting	200	46	23.00		7	38								
610400 6104	0	0	0.00		0	0								
610400 - Absentee Reporting	0	0	0.00		0	0								
610400 - Early Vote Reporting	0	0	0.00		0	0								
610500 6105	334	100	29.94		41	53								
610500 - Absentee Reporting	334	17	5.09		2	14								
610500 - Early Vote Reporting	334	127	38.02		32	89								
610600 6106	524	128	24.43		49	71								
610600 - Absentee Reporting	524	32	6.11		13	16								
610600 - Early Vote Reporting	524	242	46.18		70	155								
610700 6107	161	28	17.39		6	18								
610700 - Absentee Reporting	161	14	8.70		9	3								
610700 - Early Vote Reporting	161	48	29.81		26	21								
610800 6108	1052	251	23.86		79	161								
610800 - Absentee Reporting	1052	55	5.23		18	30								
610800 - Early Vote Reporting	1052	400	38.02		107	267								
610900 6109	619	171	27.63		58	97								
610900 - Absentee Reporting	619	42	6.79		17	22								
610900 - Early Vote Reporting	619	267	43.13		71	181								
611000 6110	780	173	22.18		76	80								
611000 - Absentee Reporting	780	73	9.36		19	47								
611000 - Early Vote Reporting	780	326	41.79		99	215								
611100 6111	791	197	24.91		74	108								
611100 - Absentee Reporting	791	51	6.45		19	27								
611100 - Early Vote Reporting	791	287	36.28		95	177								
611300 6113	563	129	22.91		41	83								
611300 - Absentee Reporting	563	19	3.37		3	14								
611300 - Early Vote Reporting	563	251	44.58		56	178								
611400 6114	1099	225	20.47		72	144								
611400 - Absentee Reporting	1099	65	5.91		25	33								
611400 - Early Vote Reporting	1099	458	41.67		109	328								
611500 6115	33	4	12.12		*****									
611500 - Absentee Reporting	33	9	27.27		*****									
611500 - Early Vote Reporting	33	11	33.33		3	8								
620200 6202	1265	301	23.79		103	184								
620200 - Absentee Reporting	1265	94	7.43		33	55								
620200 - Early Vote Reporting	1265	561	44.35		166	367								
620300 6203	431	105	24.36		26	68								
620300 - Absentee Reporting	431	22	5.10		4	16								
620300 - Early Vote Reporting	431	177	41.07		33	129								
620500 6205	994	231	23.24		61	159								
620500 - Absentee Reporting	994	69	6.94		20	46								
620500 - Early Vote Reporting	994	427	42.96		85	329								

***** Insufficient Turnout to Protect Voter Privacy *****

***** Insufficient Turnout to Protect Voter Privacy *****
***** Insufficient Turnout to Protect Voter Privacy *****

12-1-057

WASHOE COUNTY Statement of Vote
GENERAL ELECTION

November 6, 2012

100005	NONPARTISAN STATE SENATE DISTRICT 13													
	Registration	Ballots Cast	Turnout (%)		Martin, Kathy	Smith, Debbie								
620600 6206	191	58	30.37		9	45								
620600 - Absentee Reporting	191	10	5.24		2	8								
620600 - Early Vote Reporting	191	44	23.04		8	32								
620700 6207	0	0	0.00		0	0								
620700 - Absentee Reporting	0	0	0.00		0	0								
620700 - Early Vote Reporting	0	0	0.00		0	0								
621000 6210	813	201	24.72		79	115								
621000 - Absentee Reporting	813	76	9.35		26	47								
621000 - Early Vote Reporting	813	342	42.07		104	221								
621200 6212	350	86	24.57		42	40								
621200 - Absentee Reporting	350	30	8.57		10	19								
621200 - Early Vote Reporting	350	162	46.29		50	108								
621700 6217	0	0	0.00		0	0								
621700 - Absentee Reporting	0	0	0.00		0	0								
621700 - Early Vote Reporting	0	0	0.00		0	0								
621800 6218	0	0	0.00		0	0								
621800 - Absentee Reporting	0	0	0.00		0	0								
621800 - Early Vote Reporting	0	0	0.00		0	0								
630000 6300	862	237	27.49		103	115								
630000 - Absentee Reporting	862	56	6.50		20	31								
630000 - Early Vote Reporting	862	410	47.56		176	217								
630200 6302	866	205	23.67		93	100								
630200 - Absentee Reporting	866	45	5.20		16	26								
630200 - Early Vote Reporting	866	351	40.53		115	221								
630300 6303	55	2	3.64		*****	*****								
630300 - Absentee Reporting	55	25	45.45		13	12								
630300 - Early Vote Reporting	55	13	23.64		7	6								
630600 6306	1000	206	20.60		81	109								
630600 - Absentee Reporting	1000	76	7.60		23	47								
630600 - Early Vote Reporting	1000	437	43.70		146	270								
630700 6307	1292	331	25.62		129	182								
630700 - Absentee Reporting	1292	101	7.82		50	44								
630700 - Early Vote Reporting	1292	609	47.14		198	386								
630800 6308	1110	195	17.57		97	85								
630800 - Absentee Reporting	1110	191	17.21		81	101								
630800 - Early Vote Reporting	1110	597	53.78		330	241								
631000 6310	717	168	23.43		80	79								
631000 - Absentee Reporting	717	57	7.95		18	33								
631000 - Early Vote Reporting	717	339	47.28		138	194								
631400 6314	659	177	26.86		89	77								
631400 - Absentee Reporting	659	52	7.89		23	21								
631400 - Early Vote Reporting	659	276	41.88		115	150								
631700 6317	0	0	0.00		0	0								
631700 - Absentee Reporting	0	0	0.00		0	0								
631700 - Early Vote Reporting	0	0	0.00		0	0								
642700 6427	0	0	0.00		0	0								
642700 - Absentee Reporting	0	0	0.00		0	0								
642700 - Early Vote Reporting	0	0	0.00		0	0								
650000 6500	989	221	22.35		102	108								
650000 - Absentee Reporting	989	59	5.97		25	31								
650000 - Early Vote Reporting	989	535	54.10		254	266								
650100 6501	1335	301	22.55		155	120								
650100 - Absentee Reporting	1335	88	6.59		48	33								
650100 - Early Vote Reporting	1335	702	52.58		318	365								
651400 6514	1083	316	29.18		129	164								
651400 - Absentee Reporting	1083	69	6.37		25	37								
651400 - Early Vote Reporting	1083	447	41.27		154	275								
651600 6516	1108	257	23.19		124	116								
651600 - Absentee Reporting	1108	61	5.51		26	31								
651600 - Early Vote Reporting	1108	575	51.90		247	303								

10-1033

November 6, 2012

NONPARTISAN STATE SENATE DISTRICT 13

100005	Registration	Ballots Cast	Turnout (%)	Martin, Kathy	Smith, Debbie										
652200 6522	405	74	18.27	40	31										
652200 - Absentee Reporting	405	43	10.62	29	14										
652200 - Early Vote Reporting	405	227	56.05	136	78										
652300 6523	0	0	0.00	0	0										
652300 - Absentee Reporting	0	0	0.00	0	0										
652300 - Early Vote Reporting	0	0	0.00	0	0										
652600 6526	534	117	21.91	48	64										
652600 - Absentee Reporting	534	54	10.11	21	31										
652600 - Early Vote Reporting	534	239	44.76	87	135										
652800 6528	0	0	0.00	0	0										
652800 - Absentee Reporting	0	0	0.00	0	0										
652800 - Early Vote Reporting	0	0	0.00	0	0										
730000 7300	219	66	30.14	11	51										
730000 - Absentee Reporting	219	8	3.65	*****											
730000 - Early Vote Reporting	219	52	23.74	3	46										
730800 7308	30	2	6.67	*****											
730800 - Absentee Reporting	30	12	40.00	4	8										
730800 - Early Vote Reporting	30	11	36.67	6	5										
730900 7309	9	1	11.11	*****											
730900 - Absentee Reporting	9	0	0.00	0	0										
730900 - Early Vote Reporting	9	7	77.78	*****											
732100 7321	1	0	0.00	0	0										
732100 - Absentee Reporting	1	0	0.00	0	0										
732100 - Early Vote Reporting	1	0	0.00	0	0										
740200 7402	954	277	29.04	123	134										
740200 - Absentee Reporting	954	51	5.35	21	25										
740200 - Early Vote Reporting	954	376	39.41	168	196										
750000 7500	179	21	11.73	14	7										
750000 - Absentee Reporting	179	36	20.11	15	19										
750000 - Early Vote Reporting	179	97	54.19	37	55										
751200 7512	100	18	18.00	10	8										
751200 - Absentee Reporting	100	9	9.00	*****											
751200 - Early Vote Reporting	100	59	59.00	32	25										
751800 7518	1	0	0.00	0	0										
751800 - Absentee Reporting	1	0	0.00	0	0										
751800 - Early Vote Reporting	1	0	0.00	0	0										
755000 7550	28	6	21.43	*****											
755000 - Absentee Reporting	28	3	10.71	*****											
755000 - Early Vote Reporting	28	12	42.86	1	11										
757700 7577	264	74	28.03	29	42										
757700 - Absentee Reporting	264	10	3.79	5	4										
757700 - Early Vote Reporting	264	113	42.80	44	61										
758800 7588	30	5	16.67	*****											
758800 - Absentee Reporting	30	2	6.67	*****											
758800 - Early Vote Reporting	30	16	53.33	8	8										
821200 8212	9	1	11.11	*****											
821200 - Absentee Reporting	9	0	0.00	0	0										
821200 - Early Vote Reporting	9	6	66.67	*****											
840000 8400	0	0	0.00	0	0										
840000 - Absentee Reporting	0	0	0.00	0	0										
840000 - Early Vote Reporting	0	0	0.00	0	0										
920700 - Absentee Reporting	0	0	0.00	0	0										
924800 - Absentee Reporting	0	0	0.00	0	0										
950100 - Absentee Reporting	0	0	0.00	0	0										
952600 - Absentee Reporting	0	0	0.00	0	0										
953200 - Absentee Reporting	0	0	0.00	0	0										
Precinct Totals	60665	13595	22.41	4884	7612										
Absentee Reporting Totals	60665	4248	7.00	1478	2389										

12-11-12

WASHOE COUNTY Statement of Vote
GENERAL ELECTION

100005	NONPARTISAN STATE SENATE DISTRICT 13														
	Registration	Ballots Cast	Turnout (%)		Mardin, Kathy	Smith, Debbie									
Early Vote Reporting Totals	60665	25208	41.55		7789	15974									
Grand Totals	60665	43051	70.97		14151	25975									
UNITED STATES SENATOR DISTRICT 2	60665	43051	70.97		14151	25975									
Senate District 13	60665	43051	70.97		14151	25975									
24TH	30746	20581	66.94		5954	12950									
30TH	29919	22470	75.10		8197	13025									
1	7445	5647	75.85		1829	3398									
4	16017	12478	77.90		5156	6657									
RENO	35726	24241	67.85		7159	15146									
RENO-VERDI	35955	24374	67.79		7180	15249									

1001-01

WASHOE COUNTY Statement of Vote
GENERAL ELECTION

November 6, 2012

100006		NONPARTISAN STATE SENATE DISTRICT 15													
		Registration	Ballots Cast	Turnout (%)		Brower, C reg	Leslie, Sheila								
100300	1003	1404	360	25.64		132	206								
100300	- Absentee Reporting	1404	99	7.05		34	58								
100300	- Early Vote Reporting	1404	630	44.87		190	407								
100500	1005	0	0	0.00		0	0								
100500	- Absentee Reporting	0	0	0.00		0	0								
100500	- Early Vote Reporting	0	0	0.00		0	0								
100700	1007	1309	183	13.98		95	74								
100700	- Absentee Reporting	1309	122	9.32		76	42								
100700	- Early Vote Reporting	1309	793	60.58		443	326								
101000	1010	1197	287	23.98		157	111								
101000	- Absentee Reporting	1197	111	9.27		47	57								
101000	- Early Vote Reporting	1197	634	52.97		261	357								
101200	1012	310	77	24.84		33	41								
101200	- Absentee Reporting	310	23	7.42		5	16								
101200	- Early Vote Reporting	310	119	38.39		53	65								
101400	1014	1198	254	21.20		126	111								
101400	- Absentee Reporting	1198	133	11.10		71	55								
101400	- Early Vote Reporting	1198	626	52.25		245	360								
101600	1016	1072	300	27.99		124	142								
101600	- Absentee Reporting	1072	71	6.62		36	30								
101600	- Early Vote Reporting	1072	350	32.65		115	211								
102000	1020	1109	204	18.39		118	77								
102000	- Absentee Reporting	1109	119	10.73		58	51								
102000	- Early Vote Reporting	1109	655	59.06		326	317								
102100	1021	0	0	0.00		0	0								
102100	- Absentee Reporting	0	0	0.00		0	0								
102100	- Early Vote Reporting	0	0	0.00		0	0								
102200	1022	919	145	15.78		92	41								
102200	- Absentee Reporting	919	81	8.81		47	33								
102200	- Early Vote Reporting	919	583	63.44		306	264								
102300	1023	659	85	12.90		63	19								
102300	- Absentee Reporting	659	95	14.42		54	33								
102300	- Early Vote Reporting	659	406	61.61		220	172								
102400	1024	1365	220	16.12		138	74								
102400	- Absentee Reporting	1365	137	10.04		67	61								
102400	- Early Vote Reporting	1365	849	62.20		431	391								
102600	1026	767	150	19.56		90	53								
102600	- Absentee Reporting	767	74	9.65		36	32								
102600	- Early Vote Reporting	767	446	58.15		198	235								
102700	1027	392	66	16.84		32	33								
102700	- Absentee Reporting	392	60	15.31		29	25								
102700	- Early Vote Reporting	392	210	53.57		94	110								
102900	1029	1360	267	19.63		156	101								
102900	- Absentee Reporting	1360	121	8.90		63	54								
102900	- Early Vote Reporting	1360	777	57.13		364	389								
103100	1031	731	170	23.26		103	59								
103100	- Absentee Reporting	731	76	10.40		40	34								
103100	- Early Vote Reporting	731	394	53.90		179	206								
103200	1032	581	151	25.99		82	63								
103200	- Absentee Reporting	581	60	10.33		30	25								
103200	- Early Vote Reporting	581	297	51.12		126	165								
103800	1038	465	134	28.82		59	71								
103800	- Absentee Reporting	465	39	8.39		15	23								
103800	- Early Vote Reporting	465	253	54.41		123	122								
104000	1040	1	0	0.00		0	0								
104000	- Absentee Reporting	1	0	0.00		0	0								
104000	- Early Vote Reporting	1	0	0.00		0	0								
104300	1043	869	169	19.45		80	82								
104300	- Absentee Reporting	869	70	8.06		28	33								
104300	- Early Vote Reporting	869	353	40.62		124	212								

10-13-12

WASHOE COUNTY Statement of Vote
GENERAL ELECTION

November 6, 2012

100006	NONPARTISAN STATE SENATE DISTRICT 15													
	Registration	Ballots Cast	Turnout (%)		Brower, Greg	Leslie, Sheila								
104400 1044	1180	252	21.36		115	110								
104400 - Absentee Reporting	1180	85	7.20		31	44								
104400 - Early Vote Reporting	1180	528	44.75		236	266								
104500 1045	606	137	22.61		70	52								
104500 - Absentee Reporting	606	70	11.55		25	44								
104500 - Early Vote Reporting	606	200	33.00		90	99								
104600 1046	96	23	23.96		11	11								
104600 - Absentee Reporting	96	14	14.58		12	2								
104600 - Early Vote Reporting	96	42	43.75		20	22								
104700 1047	315	54	17.14		37	14								
104700 - Absentee Reporting	315	46	14.60		31	11								
104700 - Early Vote Reporting	315	190	60.32		131	58								
104900 1049	1	0	0.00		0	0								
104900 - Absentee Reporting	1	0	0.00		0	0								
104900 - Early Vote Reporting	1	0	0.00		0	0								
105000 1050	0	0	0.00		0	0								
105000 - Absentee Reporting	0	0	0.00		0	0								
105000 - Early Vote Reporting	0	0	0.00		0	0								
105100 1051	1	0	0.00		0	0								
105100 - Absentee Reporting	1	0	0.00		0	0								
105100 - Early Vote Reporting	1	0	0.00		0	0								
105300 1053	414	74	17.87		41	27								
105300 - Absentee Reporting	414	29	7.00		19	10								
105300 - Early Vote Reporting	414	246	59.42		115	126								
105500 1055	1077	227	21.08		116	96								
105500 - Absentee Reporting	1077	78	7.24		33	41								
105500 - Early Vote Reporting	1077	542	50.32		206	308								
105600 1056	974	207	21.25		110	86								
105600 - Absentee Reporting	974	71	7.29		21	44								
105600 - Early Vote Reporting	974	502	51.54		222	264								
105700 1057	1282	295	23.01		130	152								
105700 - Absentee Reporting	1282	82	6.40		39	33								
105700 - Early Vote Reporting	1282	582	45.40		234	314								
105800 1058	2	0	0.00		0	0								
105800 - Absentee Reporting	2	2	100.00		*****	*****								
105800 - Early Vote Reporting	2	0	0.00		0	0								
105900 1059	0	0	0.00		0	0								
105900 - Absentee Reporting	0	0	0.00		0	0								
105900 - Early Vote Reporting	0	0	0.00		0	0								
106100 1061	0	0	0.00		0	0								
106100 - Absentee Reporting	0	0	0.00		0	0								
106100 - Early Vote Reporting	0	0	0.00		0	0								
200400 2004	877	138	15.74		52	76								
200400 - Absentee Reporting	877	59	6.73		19	34								
200400 - Early Vote Reporting	877	311	35.46		86	197								
200600 2006	909	231	25.41		123	102								
200600 - Absentee Reporting	909	106	11.66		67	34								
200600 - Early Vote Reporting	909	456	50.17		236	212								
201000 2010	228	94	41.23		46	40								
201000 - Absentee Reporting	228	34	14.91		17	12								
201000 - Early Vote Reporting	228	39	17.11		15	24								
201300 2013	376	72	19.15		46	24								
201300 - Absentee Reporting	376	53	14.10		24	28								
201300 - Early Vote Reporting	376	187	49.73		95	85								
201600 2016	462	124	26.84		77	44								
201600 - Absentee Reporting	462	74	16.02		35	31								
201600 - Early Vote Reporting	462	200	43.29		98	96								
201700 2017	728	131	17.99		63	57								
201700 - Absentee Reporting	728	80	10.99		30	44								
201700 - Early Vote Reporting	728	321	44.09		138	174								

10-1-30-7

WASHOE COUNTY Statement of Vote
GENERAL ELECTION

100006		NONPARTISAN STATE SENATE DISTRICT 15												
		Registration	Ballots Cast	Turnout (%)		Brouwer, Greg	Leslie, Sheila							
202100	2021	596	108	18.12		66	38							
202100	- Absentee Reporting	596	57	9.56		31	23							
202100	- Early Vote Reporting	596	329	55.20		179	145							
202500	2025	479	66	13.78		46	18							
202500	- Absentee Reporting	479	74	15.45		44	28							
202500	- Early Vote Reporting	479	269	56.16		170	92							
202600	2026	330	82	24.85		37	38							
202600	- Absentee Reporting	330	26	7.88		14	12							
202600	- Early Vote Reporting	330	151	45.76		57	86							
202700	2027	550	91	16.55		56	30							
202700	- Absentee Reporting	550	74	13.45		34	33							
202700	- Early Vote Reporting	550	313	56.91		177	130							
202800	2028	822	163	19.83		100	48							
202800	- Absentee Reporting	822	109	13.26		63	41							
202800	- Early Vote Reporting	822	438	53.28		262	167							
202900	2029	646	111	17.18		71	37							
202900	- Absentee Reporting	646	76	11.76		52	21							
202900	- Early Vote Reporting	646	326	50.46		158	153							
203000	2030	576	124	21.53		68	51							
203000	- Absentee Reporting	576	52	9.03		33	16							
203000	- Early Vote Reporting	576	302	52.43		149	143							
203400	2034	479	70	14.61		51	16							
203400	- Absentee Reporting	479	60	12.53		51	6							
203400	- Early Vote Reporting	479	286	59.71		208	74							
203900	2039	622	133	21.38		52	70							
203900	- Absentee Reporting	622	51	8.20		21	26							
203900	- Early Vote Reporting	622	223	35.85		73	137							
204000	2040	473	76	16.07		37	36							
204000	- Absentee Reporting	473	49	10.36		16	27							
204000	- Early Vote Reporting	473	253	53.49		108	137							
205000	2050	588	129	21.94		85	40							
205000	- Absentee Reporting	588	79	13.44		46	33							
205000	- Early Vote Reporting	588	309	52.55		146	155							
205100	2051	0	0	0.00		0	0							
205100	- Absentee Reporting	0	0	0.00		0	0							
205100	- Early Vote Reporting	0	0	0.00		0	0							
207800	2078	0	0	0.00		0	0							
207800	- Absentee Reporting	0	0	0.00		0	0							
207800	- Early Vote Reporting	0	0	0.00		0	0							
400300	4003	834	195	23.38		83	98							
400300	- Absentee Reporting	834	78	9.35		38	39							
400300	- Early Vote Reporting	834	353	42.33		104	235							
400500	4005	536	112	20.90		48	56							
400500	- Absentee Reporting	536	41	7.65		18	22							
400500	- Early Vote Reporting	536	177	33.02		56	112							
400700	4007	16	4	25.00		*****	*****							
400700	- Absentee Reporting	16	1	6.25		*****	*****							
400700	- Early Vote Reporting	16	3	18.75		*****	*****							
400800	4008	0	0	0.00		0	0							
400800	- Absentee Reporting	0	0	0.00		0	0							
400800	- Early Vote Reporting	0	0	0.00		0	0							
400900	4009	459	127	27.67		63	58							
400900	- Absentee Reporting	459	51	11.11		26	21							
400900	- Early Vote Reporting	459	163	35.51		62	92							
401200	4012	814	211	25.92		81	112							
401200	- Absentee Reporting	814	43	5.28		26	11							
401200	- Early Vote Reporting	814	286	35.14		92	182							
401400	4014	1055	201	19.05		89	99							
401400	- Absentee Reporting	1055	77	7.30		34	37							
401400	- Early Vote Reporting	1055	493	46.73		187	282							

Insufficient Turnout to Protect Voter Privacy

Insufficient Turnout to Protect Voter Privacy

Insufficient Turnout to Protect Voter Privacy

10-1054

WASHOE COUNTY Statement of Vote
GENERAL ELECTION

November 6,2012

NONPARTISAN STATE SENATE DISTRICT 15

100006

	Registration	Ballots Cast	Turnout (%)	Brower, G reg	Leslie, Sheila										
401600 4016	1209	291	24.07	141	132										
401600 - Absentee Reporting	1209	74	6.12	23	45										
401600 - Early Vote Reporting	1209	461	38.13	161	268										
401800 4018	0	0	0.00	0	0										
401800 - Absentee Reporting	0	0	0.00	0	0										
401800 - Early Vote Reporting	0	0	0.00	0	0										
402000 4020	333	91	27.33	28	51										
402000 - Absentee Reporting	333	17	5.11	7	8										
402000 - Early Vote Reporting	333	116	34.83	34	74										
402100 4021	202	55	27.23	29	20										
402100 - Absentee Reporting	202	18	8.91	10	5										
402100 - Early Vote Reporting	202	90	44.55	51	35										
402300 4023	605	116	19.17	59	52										
402300 - Absentee Reporting	605	56	9.26	23	31										
402300 - Early Vote Reporting	605	271	44.79	103	153										
402500 4025	732	181	24.73	86	89										
402500 - Absentee Reporting	732	67	9.15	42	24										
402500 - Early Vote Reporting	732	280	38.25	123	149										
402600 4026	4	0	0.00	0	0										
402600 - Absentee Reporting	4	4	100.00	*****	*****										
402600 - Early Vote Reporting	4	1	25.00	*****	*****										
403200 4032	1155	326	28.23	162	144										
403200 - Absentee Reporting	1155	96	8.31	43	48										
403200 - Early Vote Reporting	1155	505	43.72	234	255										
404100 4041	1284	382	29.75	177	180										
404100 - Absentee Reporting	1284	64	4.98	25	32										
404100 - Early Vote Reporting	1284	455	35.44	188	253										
404200 4042	0	0	0.00	0	0										
404200 - Absentee Reporting	0	0	0.00	0	0										
404200 - Early Vote Reporting	0	0	0.00	0	0										
404300 4043	41	11	26.83	10	1										
404300 - Absentee Reporting	41	2	4.88	*****	*****										
404300 - Early Vote Reporting	41	22	53.66	16	5										
404700 4047	63	24	38.10	8	16										
404700 - Absentee Reporting	63	5	7.94	*****	*****										
404700 - Early Vote Reporting	63	25	39.68	13	11										
405000 4050	0	0	0.00	0	0										
405000 - Absentee Reporting	0	0	0.00	0	0										
405000 - Early Vote Reporting	0	0	0.00	0	0										
405100 4051	0	0	0.00	0	0										
405100 - Absentee Reporting	0	0	0.00	0	0										
405100 - Early Vote Reporting	0	0	0.00	0	0										
405200 4052	0	0	0.00	0	0										
405200 - Absentee Reporting	0	0	0.00	0	0										
405200 - Early Vote Reporting	0	0	0.00	0	0										
500000 5000	720	200	27.78	72	117										
500000 - Absentee Reporting	720	53	7.36	21	30										
500000 - Early Vote Reporting	720	306	42.50	88	209										
500700 5007	75	15	20.00	9	4										
500700 - Absentee Reporting	75	11	14.67	2	8										
500700 - Early Vote Reporting	75	36	48.00	10	20										
500800 5008	681	164	24.08	62	92										
500800 - Absentee Reporting	681	51	7.49	17	29										
500800 - Early Vote Reporting	681	256	37.59	72	171										
501100 5011	870	191	21.95	103	78										
501100 - Absentee Reporting	870	70	8.05	23	41										
501100 - Early Vote Reporting	870	461	52.99	190	248										
501200 5012	470	106	22.55	42	60										
501200 - Absentee Reporting	470	35	7.45	16	16										
501200 - Early Vote Reporting	470	222	47.23	83	126										

Insufficient Turnout to Protect Voter Privacy
Insufficient Turnout to Protect Voter Privacy

Insufficient Turnout to Protect Voter Privacy

Insufficient Turnout to Protect Voter Privacy

18-1037

WASHOE COUNTY Statement of Vote
GENERAL ELECTION

November 6, 2012

100006		NONPARTISAN STATE SENATE DISTRICT 15											
	Registration	Ballots Cast	Turnout (%)		Brower, Greg	Leslie, Shelia							
501400 5014	774	139	17.96		60	74							
501400 - Absentee Reporting	774	58	7.49		28	24							
501400 - Early Vote Reporting	774	448	57.88		200	235							
501500 5015	0	0	0.00		0	0							
501500 - Absentee Reporting	0	0	0.00		0	0							
501500 - Early Vote Reporting	0	0	0.00		0	0							
501600 5016	1150	282	24.52		122	149							
501600 - Absentee Reporting	1150	113	9.83		55	50							
501600 - Early Vote Reporting	1150	480	41.74		194	265							
501800 5018	1015	244	24.04		103	130							
501800 - Absentee Reporting	1015	81	7.98		29	42							
501800 - Early Vote Reporting	1015	473	46.60		175	274							
502300 5023	0	0	0.00		0	0							
502300 - Absentee Reporting	0	0	0.00		0	0							
502300 - Early Vote Reporting	0	0	0.00		0	0							
502400 5024	1198	366	30.55		163	188							
502400 - Absentee Reporting	1198	91	7.60		33	51							
502400 - Early Vote Reporting	1198	452	37.73		168	266							
502600 5026	1117	252	22.56		101	141							
502600 - Absentee Reporting	1117	129	11.55		46	73							
502600 - Early Vote Reporting	1117	463	41.45		160	276							
503000 5030	1260	290	23.02		170	106							
503000 - Absentee Reporting	1260	82	6.51		40	37							
503000 - Early Vote Reporting	1260	644	51.11		297	322							
503100 5031	12	2	16.67		*****								
503100 - Absentee Reporting	12	0	0.00		0	0							
503100 - Early Vote Reporting	12	9	75.00		*****								
503200 5032	445	93	20.90		53	34							
503200 - Absentee Reporting	445	27	6.07		15	9							
503200 - Early Vote Reporting	445	236	53.03		134	91							
503300 5033	816	219	26.84		91	117							
503300 - Absentee Reporting	816	60	7.35		22	33							
503300 - Early Vote Reporting	816	368	45.10		140	216							
503400 5034	866	186	21.48		88	89							
503400 - Absentee Reporting	866	74	8.55		42	26							
503400 - Early Vote Reporting	866	423	48.85		184	221							
503500 5035	1272	259	20.36		127	105							
503500 - Absentee Reporting	1272	100	7.86		38	44							
503500 - Early Vote Reporting	1272	606	47.64		228	346							
503600 5036	1287	270	20.98		137	120							
503600 - Absentee Reporting	1287	90	6.99		42	43							
503600 - Early Vote Reporting	1287	679	52.76		310	329							
503900 5039	45	15	33.33		7	7							
503900 - Absentee Reporting	45	5	11.11		*****								
503900 - Early Vote Reporting	45	15	33.33		5	7							
504000 5040	673	133	19.76		80	44							
504000 - Absentee Reporting	673	50	7.43		23	25							
504000 - Early Vote Reporting	673	387	57.50		199	170							
504100 5041	643	147	22.86		67	73							
504100 - Absentee Reporting	643	57	8.86		34	18							
504100 - Early Vote Reporting	643	333	51.79		153	164							
504500 5045	1356	297	21.90		183	107							
504500 - Absentee Reporting	1356	137	10.10		88	43							
504500 - Early Vote Reporting	1356	755	55.68		471	266							
504600 5046	1423	244	17.15		143	87							
504600 - Absentee Reporting	1423	249	17.50		129	108							
504600 - Early Vote Reporting	1423	829	58.26		480	320							
504700 5047	0	0	0.00		0	0							
504700 - Absentee Reporting	0	0	0.00		0	0							
504700 - Early Vote Reporting	0	0	0.00		0	0							

***** Insufficient Turnout to Protect Voter Privacy *****

***** Insufficient Turnout to Protect Voter Privacy *****

***** Insufficient Turnout to Protect Voter Privacy *****

12-1057

WASHOE COUNTY Statement of Vote
GENERAL ELECTION

100006		NONPARTISAN STATE SENATE DISTRICT 15											
		Registration	Ballots Cast	Turnout (%)	Brower, Greg	Leslie, Sheila							
504800	5048	6	0	0.00	0	0							
504800	- Absentee Reporting	6	2	33.33	*****								*****
504800	- Early Vote Reporting	6	0	0.00	0	0							
504900	5049	0	0	0.00	0	0							
504900	- Absentee Reporting	0	0	0.00	0	0							
504900	- Early Vote Reporting	0	0	0.00	0	0							
505000	5050	0	0	0.00	0	0							
505000	- Absentee Reporting	0	0	0.00	0	0							
505000	- Early Vote Reporting	0	0	0.00	0	0							
505100	5051	0	0	0.00	0	0							
505100	- Absentee Reporting	0	0	0.00	0	0							
505100	- Early Vote Reporting	0	0	0.00	0	0							
505200	5052	0	0	0.00	0	0							
505200	- Absentee Reporting	0	0	0.00	0	0							
505200	- Early Vote Reporting	0	0	0.00	0	0							
505300	5053	20	2	10.00	*****								*****
505300	- Absentee Reporting	20	2	10.00	*****								*****
505300	- Early Vote Reporting	20	6	30.00	*****								*****
505400	5054	4	0	0.00	0	0							
505400	- Absentee Reporting	4	3	75.00	*****								*****
505400	- Early Vote Reporting	4	1	25.00	*****								*****
505800	5058	0	0	0.00	0	0							
505800	- Absentee Reporting	0	0	0.00	0	0							
505800	- Early Vote Reporting	0	0	0.00	0	0							
506100	5061	0	0	0.00	0	0							
506100	- Absentee Reporting	0	0	0.00	0	0							
506100	- Early Vote Reporting	0	1	0.00	*****								*****
506200	5062	1262	285	22.58	136	135							
506200	- Absentee Reporting	1262	114	9.03	59	48							
506200	- Early Vote Reporting	1262	609	48.26	287	304							
710000	7100	11	2	18.18	*****								*****
710000	- Absentee Reporting	11	0	0.00	0	0							
710000	- Early Vote Reporting	11	9	81.82	*****								*****
730200	7302	4	1	25.00	*****								*****
730200	- Absentee Reporting	4	0	0.00	0	0							
730200	- Early Vote Reporting	4	0	0.00	0	0							
730400	7304	461	125	27.11	54	60							
730400	- Absentee Reporting	461	25	5.42	10	15							
730400	- Early Vote Reporting	461	161	34.92	49	106							
730600	7306	84	36	42.86	11	22							
730600	- Absentee Reporting	84	10	11.90	6	4							
730600	- Early Vote Reporting	84	21	25.00	6	14							
730700	7307	21	5	23.81	*****								*****
730700	- Absentee Reporting	21	1	4.76	*****								*****
730700	- Early Vote Reporting	21	12	57.14	6	6							
731200	7312	713	180	25.25	76	97							
731200	- Absentee Reporting	713	43	6.03	19	21							
731200	- Early Vote Reporting	713	261	36.61	95	160							
731300	7313	230	60	26.09	24	34							
731300	- Absentee Reporting	230	13	5.65	6	7							
731300	- Early Vote Reporting	230	81	35.22	26	52							
731400	7314	697	164	23.53	71	86							
731400	- Absentee Reporting	697	32	4.59	12	19							
731400	- Early Vote Reporting	697	279	40.03	91	178							
731500	7315	5	2	40.00	*****								*****
731500	- Absentee Reporting	5	0	0.00	0	0							
731500	- Early Vote Reporting	5	0	0.00	0	0							
731600	7316	1014	242	23.87	84	150							
731600	- Absentee Reporting	1014	55	5.42	24	27							
731600	- Early Vote Reporting	1014	377	37.18	125	238							

18-10-37

WASHOE COUNTY Statement of Vote
GENERAL ELECTION

NONPARTISAN STATE SENATE DISTRICT 15												
100006												
	Registration	Ballots Cast	Turnout (%)		Brower, Greg	Leslie, Sheila						
731700 7317	3	1	33.33		*****							Insufficient Turnout to Protect Voter Privacy *****
731700 - Absentee Reporting	3	0	0.00		0	0						
731700 - Early Vote Reporting	3	1	33.33		*****							Insufficient Turnout to Protect Voter Privacy *****
731800 7318	124	29	23.39		15	14						
731800 - Absentee Reporting	124	8	6.45		*****							Insufficient Turnout to Protect Voter Privacy *****
731800 - Early Vote Reporting	124	49	39.52		16	31						
731900 7319	19	6	31.58		*****							Insufficient Turnout to Protect Voter Privacy *****
731900 - Absentee Reporting	19	0	0.00		0	0						
731900 - Early Vote Reporting	19	9	47.37		*****							Insufficient Turnout to Protect Voter Privacy *****
732000 7320	3	0	0.00		0	0						
732000 - Absentee Reporting	3	0	0.00		0	0						
732000 - Early Vote Reporting	3	2	66.67		*****							Insufficient Turnout to Protect Voter Privacy *****
750100 7501	298	73	24.50		40	32						
750100 - Absentee Reporting	298	17	5.70		9	7						
750100 - Early Vote Reporting	298	147	49.33		54	87						
750400 7504	1124	288	25.62		144	130						
750400 - Absentee Reporting	1124	78	6.94		42	31						
750400 - Early Vote Reporting	1124	489	43.51		190	279						
750500 7505	316	75	23.73		33	41						
750500 - Absentee Reporting	316	28	8.86		11	15						
750500 - Early Vote Reporting	316	121	38.29		42	71						
750700 7507	293	107	36.52		61	38						
750700 - Absentee Reporting	293	15	5.12		5	10						
750700 - Early Vote Reporting	293	94	32.08		31	58						
750900 7509	9	3	33.33		*****							Insufficient Turnout to Protect Voter Privacy *****
750900 - Absentee Reporting	9	1	11.11		*****							Insufficient Turnout to Protect Voter Privacy *****
750900 - Early Vote Reporting	9	3	33.33		*****							Insufficient Turnout to Protect Voter Privacy *****
751400 7514	544	135	24.82		51	79						
751400 - Absentee Reporting	544	45	8.27		17	26						
751400 - Early Vote Reporting	544	184	33.82		69	110						
751600 7516	38	8	21.05		*****							Insufficient Turnout to Protect Voter Privacy *****
751600 - Absentee Reporting	38	5	13.16		*****							Insufficient Turnout to Protect Voter Privacy *****
751600 - Early Vote Reporting	38	17	44.74		11	5						
752300 7523	1079	379	35.13		222	141						
752300 - Absentee Reporting	1079	76	7.04		34	32						
752300 - Early Vote Reporting	1079	415	38.46		240	167						
752400 7524	731	307	42.00		190	104						
752400 - Absentee Reporting	731	49	6.70		25	22						
752400 - Early Vote Reporting	731	251	34.34		137	108						
752600 7526	928	257	27.69		138	100						
752600 - Absentee Reporting	928	71	7.65		42	21						
752600 - Early Vote Reporting	928	464	50.00		266	193						
753200 7532	972	213	21.91		127	79						
753200 - Absentee Reporting	972	92	9.47		63	23						
753200 - Early Vote Reporting	972	525	54.01		269	249						
753300 7533	268	85	31.72		31	52						
753300 - Absentee Reporting	268	17	6.34		3	11						
753300 - Early Vote Reporting	268	78	29.10		33	43						
753600 7536	931	255	27.39		149	95						
753600 - Absentee Reporting	931	74	7.95		48	25						
753600 - Early Vote Reporting	931	416	44.68		250	158						
754100 7541	1095	381	34.79		224	138						
754100 - Absentee Reporting	1095	81	7.40		45	33						
754100 - Early Vote Reporting	1095	377	34.43		217	150						
754300 7543	591	168	28.43		109	54						
754300 - Absentee Reporting	591	50	8.46		26	22						
754300 - Early Vote Reporting	591	223	37.73		111	108						
754400 7544	236	67	28.39		37	29						
754400 - Absentee Reporting	236	29	12.29		20	8						
754400 - Early Vote Reporting	236	88	37.29		50	37						

12-1057

WASHOE COUNTY Statement of Vote
GENERAL ELECTION

100006		NONPARTISAN STATE SENATE DISTRICT 15													
		Registration	Ballots Cast	Turnout (%)	Browner, C reg	Leslie, Sheila									
754900	7549	2	0	0.00	0	0									
754900	- Absentee Reporting	2	2	100.00	*****										
754900	- Early Vote Reporting	2	0	0.00	0	0									
755300	7553	58	13	22.41	9	4									
755300	- Absentee Reporting	58	7	12.07	*****										
755300	- Early Vote Reporting	58	18	31.03	8	10									
755700	7557	874	269	30.78	149	101									
755700	- Absentee Reporting	874	67	7.67	38	25									
755700	- Early Vote Reporting	874	311	35.58	159	143									
756200	7562	0	0	0.00	0	0									
756200	- Absentee Reporting	0	0	0.00	0	0									
756200	- Early Vote Reporting	0	0	0.00	0	0									
756300	7563	61	12	19.67	5	4									
756300	- Absentee Reporting	61	7	11.48	*****										
756300	- Early Vote Reporting	61	21	34.43	7	14									
756900	7569	29	9	31.03	*****										
756900	- Absentee Reporting	29	3	10.34	*****										
756900	- Early Vote Reporting	29	11	37.93	7	3									
757000	7570	104	26	25.00	17	8									
757000	- Absentee Reporting	104	12	11.54	2	6									
757000	- Early Vote Reporting	104	37	35.58	18	19									
757100	7571	77	19	24.68	9	8									
757100	- Absentee Reporting	77	8	10.39	*****										
757100	- Early Vote Reporting	77	42	54.55	21	20									
757200	7572	23	1	4.35	*****										
757200	- Absentee Reporting	23	4	17.39	*****										
757200	- Early Vote Reporting	23	12	52.17	8	4									
758600	7586	247	61	24.70	38	21									
758600	- Absentee Reporting	247	33	13.36	8	22									
758600	- Early Vote Reporting	247	110	44.53	59	48									
758700	7587	16	0	0.00	0	0									
758700	- Absentee Reporting	16	4	25.00	*****										
758700	- Early Vote Reporting	16	11	68.75	9	2									
810000	8100	854	191	22.37	113	72									
810000	- Absentee Reporting	854	116	13.58	73	32									
810000	- Early Vote Reporting	854	446	52.22	254	185									
810100	8101	15	4	26.67	*****										
810100	- Absentee Reporting	15	1	6.67	*****										
810100	- Early Vote Reporting	15	9	60.00	*****										
810200	8102	36	11	30.56	5	5									
810200	- Absentee Reporting	36	2	5.56	*****										
810200	- Early Vote Reporting	36	17	47.22	6	10									
810300	8103	693	77	11.11	46	29									
810300	- Absentee Reporting	693	89	12.84	59	26									
810300	- Early Vote Reporting	693	447	64.50	299	139									
811200	8112	39	4	10.26	*****										
811200	- Absentee Reporting	39	8	20.51	*****										
811200	- Early Vote Reporting	39	16	41.03	5	11									
811400	8114	31	8	25.81	*****										
811400	- Absentee Reporting	31	10	32.26	7	3									
811400	- Early Vote Reporting	31	10	32.26	4	3									
811500	8115	3	1	33.33	*****										
811500	- Absentee Reporting	3	0	0.00	0	0									
811500	- Early Vote Reporting	3	1	33.33	*****										
811800	8118	16	2	12.50	*****										
811800	- Absentee Reporting	16	8	50.00	*****										
811800	- Early Vote Reporting	16	4	25.00	*****										
812000	8120	18	3	16.67	*****										
812000	- Absentee Reporting	18	11	61.11	10	0									
812000	- Early Vote Reporting	18	2	11.11	*****										

18-1037

WASHOE COUNTY Statement of Vote
GENERAL ELECTION

November 6, 2012

NONPARTISAN STATE SENATE DISTRICT 15

100006

	Registration	Ballots Cast	Turnout (%)	Brower, Greg	Leslie, Sheila													
812100 8121	1	0	0.00	0	0													
812100 - Absentee Reporting	1	0	0.00	0	0													
812100 - Early Vote Reporting	1	1	100.00	*****	*****													
812700 8127	1	0	0.00	0	0													
812700 - Absentee Reporting	1	0	0.00	0	0													
812700 - Early Vote Reporting	1	1	100.00	*****	*****													
812800 8128	10	0	0.00	0	0													
812800 - Absentee Reporting	10	0	0.00	0	0													
812800 - Early Vote Reporting	10	7	70.00	*****	*****													
812900 8129	54	7	12.96	*****	*****													
812900 - Absentee Reporting	54	10	18.52	8	2													
812900 - Early Vote Reporting	54	29	53.70	17	12													
813000 8130	2	0	0.00	0	0													
813000 - Absentee Reporting	2	1	50.00	*****	*****													
813000 - Early Vote Reporting	2	1	50.00	*****	*****													
820400 8204	112	25	22.32	21	3													
820400 - Absentee Reporting	112	5	4.46	*****	*****													
820400 - Early Vote Reporting	112	68	60.71	47	21													
820600 8206	133	14	10.53	13	1													
820600 - Absentee Reporting	133	22	16.54	20	1													
820600 - Early Vote Reporting	133	78	58.65	60	15													
821300 8213	218	36	16.51	28	7													
821300 - Absentee Reporting	218	21	9.63	17	2													
821300 - Early Vote Reporting	218	133	61.01	101	30													
821400 8214	149	36	24.16	21	12													
821400 - Absentee Reporting	149	27	18.12	22	3													
821400 - Early Vote Reporting	149	67	44.97	52	14													
821800 8218	7	1	14.29	*****	*****													
821800 - Absentee Reporting	7	0	0.00	0	0													
821800 - Early Vote Reporting	7	5	71.43	*****	*****													
823500 8235	184	30	16.30	22	7													
823500 - Absentee Reporting	184	25	13.59	9	14													
823500 - Early Vote Reporting	184	98	53.26	67	27													
828100 8281	17	0	0.00	0	0													
828100 - Absentee Reporting	17	5	29.41	*****	*****													
828100 - Early Vote Reporting	17	11	64.71	9	2													
850000 8500	65	8	12.31	*****	*****													
850000 - Absentee Reporting	65	10	15.38	5	5													
850000 - Early Vote Reporting	65	35	53.85	26	8													
850200 8502	208	58	27.88	50	5													
850200 - Absentee Reporting	208	24	11.54	17	6													
850200 - Early Vote Reporting	208	95	45.67	70	23													
850500 8505	25	4	16.00	*****	*****													
850500 - Absentee Reporting	25	3	12.00	*****	*****													
850500 - Early Vote Reporting	25	11	44.00	9	2													
910300 - Absentee Reporting	0	0	0.00	0	0													
910700 - Absentee Reporting	0	0	0.00	0	0													
910900 - Absentee Reporting	0	0	0.00	0	0													
911400 - Absentee Reporting	0	0	0.00	0	0													
911500 - Absentee Reporting	0	0	0.00	0	0													
911700 - Absentee Reporting	0	0	0.00	0	0													
911800 - Absentee Reporting	0	0	0.00	0	0													
912000 - Absentee Reporting	0	0	0.00	0	0													
912200 - Absentee Reporting	0	0	0.00	0	0													
912300 - Absentee Reporting	0	0	0.00	0	0													
912500 - Absentee Reporting	0	0	0.00	0	0													
912600 - Absentee Reporting	0	0	0.00	0	0													
912900 - Absentee Reporting	0	0	0.00	0	0													
920200 - Absentee Reporting	0	0	0.00	0	0													
921200 - Absentee Reporting	0	0	0.00	0	0													

1001-X

WASHOE COUNTY Statement of Vote
GENERAL ELECTION

November 6, 2012

NONPARTISAN STATE SENATE DISTRICT 15

100006	Registration	Ballots Cast	Turnout (%)	Browner, Greg	Leslie, Sheila										
930300 - Absentee Reporting	0	0	0.00	0	0										
930400 - Absentee Reporting	0	0	0.00	0	0										
930700 - Absentee Reporting	0	0	0.00	0	0										
930800 - Absentee Reporting	0	0	0.00	0	0										
930900 - Absentee Reporting	0	0	0.00	0	0										
931000 - Absentee Reporting	0	0	0.00	0	0										
931100 - Absentee Reporting	0	0	0.00	0	0										
931200 - Absentee Reporting	0	0	0.00	0	0										
953000 - Absentee Reporting	0	0	0.00	0	0										
953300 - Absentee Reporting	0	0	0.00	0	0										
953700 - Absentee Reporting	0	0	0.00	0	0										
954000 - Absentee Reporting	0	0	0.00	0	0										
954100 - Absentee Reporting	0	0	0.00	0	0										
954200 - Absentee Reporting	0	0	0.00	0	0										
954300 - Absentee Reporting	0	0	0.00	0	0										
954400 - Absentee Reporting	0	0	0.00	0	0										
954600 - Absentee Reporting	0	0	0.00	0	0										
955500 - Absentee Reporting	0	0	0.00	0	0										
955600 - Absentee Reporting	0	0	0.00	0	0										
Precinct Totals	77423	17746	22.92	9056	7732										
Absentee Reporting Totals	77423	6979	9.01	3480	3033										
Early Vote Reporting Totals	77423	36438	47.06	16816	18322										
Grand Totals	77423	61163	79.00	29352	29087										
UNITED STATES SENATOR	77423	61163	79.00	29352	29087										
DISTRICT 2	77423	61163	79.00	29352	29087										
Senate District 15	77423	61163	79.00	29352	29087										
25TH	42720	35013	81.96	18619	15004										
27TH	34703	26150	75.35	10733	14083										
1	41829	33831	80.88	16008	16289										
RENO	60199	47800	79.40	22324	23240										
RENO-VERDI	71472	57001	79.75	27741	26704										

18-1034

WASHOE COUNTY Statement of Vote
GENERAL ELECTION

NONPARTISAN STATE ASSEMBLY DIST. 24

100007

	Registration	Ballots Cast	Turnout (%)		Bobzien, David	Waterman, Heidi												
100000 1000	596	181	30.37		92	77												
100000 - Absentee Reporting	596	33	5.54		17	11												
100000 - Early Vote Reporting	596	301	50.50		191	100												
100200 1002	921	239	25.95		130	79												
100200 - Absentee Reporting	921	75	8.14		53	18												
100200 - Early Vote Reporting	921	257	27.90		155	80												
100600 1006	393	96	24.43		45	42												
100600 - Absentee Reporting	393	49	12.47		23	18												
100600 - Early Vote Reporting	393	171	43.51		97	67												
100800 1008	193	40	20.73		23	12												
100800 - Absentee Reporting	193	19	9.84		7	11												
100800 - Early Vote Reporting	193	83	43.01		56	23												
101100 1011	1068	164	15.36		93	52												
101100 - Absentee Reporting	1068	53	4.96		31	15												
101100 - Early Vote Reporting	1068	417	39.04		293	80												
101500 1015	52	11	21.15		7	1												
101500 - Absentee Reporting	52	6	11.54		*****													
101500 - Early Vote Reporting	52	15	28.85		9	5												
101800 1018	1024	278	27.15		162	79												
101800 - Absentee Reporting	1024	54	5.27		36	9												
101800 - Early Vote Reporting	1024	355	34.67		243	82												
103300 1033	1012	235	23.22		112	104												
103300 - Absentee Reporting	1012	115	11.36		52	47												
103300 - Early Vote Reporting	1012	506	50.00		295	181												
103500 1035	490	155	31.63		77	57												
103500 - Absentee Reporting	490	21	4.29		16	4												
103500 - Early Vote Reporting	490	214	43.67		161	44												
103600 1036	619	131	21.16		81	35												
103600 - Absentee Reporting	619	46	7.43		30	12												
103600 - Early Vote Reporting	619	305	49.27		212	73												
103900 1039	690	104	15.07		64	28												
103900 - Absentee Reporting	690	56	8.12		36	17												
103900 - Early Vote Reporting	690	188	27.25		118	54												
200000 2000	407	89	21.87		52	28												
200000 - Absentee Reporting	407	28	6.88		13	11												
200000 - Early Vote Reporting	407	231	56.76		137	86												
200200 2002	0	0	0.00		0	0												
200200 - Absentee Reporting	0	0	0.00		0	0												
200200 - Early Vote Reporting	0	0	0.00		0	0												
200700 2007	72	9	12.50		*****													
200700 - Absentee Reporting	72	5	6.94		*****													
200700 - Early Vote Reporting	72	32	44.44		28	3												
200900 2009	335	42	12.54		30	11												
200900 - Absentee Reporting	335	23	6.87		13	7												
200900 - Early Vote Reporting	335	117	34.93		72	35												
204900 2049	832	149	17.91		78	56												
204900 - Absentee Reporting	832	71	8.53		35	25												
204900 - Early Vote Reporting	832	356	42.79		209	120												
300100 3001	546	88	16.12		50	31												
300100 - Absentee Reporting	546	55	10.07		29	16												
300100 - Early Vote Reporting	546	184	33.70		112	56												
300400 3004	608	182	29.93		97	72												
300400 - Absentee Reporting	608	50	8.22		24	17												
300400 - Early Vote Reporting	608	235	38.65		167	52												
300700 3007	1087	237	21.80		137	77												
300700 - Absentee Reporting	1087	67	6.16		36	24												
300700 - Early Vote Reporting	1087	477	43.88		324	114												
300800 3008	584	95	16.27		62	21												
300800 - Absentee Reporting	584	46	7.88		32	14												
300800 - Early Vote Reporting	584	197	33.73		131	45												

***** Insufficient Turnout to Protect Voter Privacy *****

***** Insufficient Turnout to Protect Voter Privacy *****

101057

WASHOE COUNTY Statement of Vote
GENERAL ELECTION

100007		NONPARTISAN STATE ASSEMBLY DIST. 24													
		Registration	Ballots Cast	Turnout (%)											
					Bobzien, David	Waterman, Heidi									
300900	3009	1308	267	20.41	152	87									
300900	- Absentee Reporting	1308	96	7.34	58	29									
300900	- Early Vote Reporting	1308	459	35.09	311	119									
301000	3010	1181	232	19.64	134	76									
301000	- Absentee Reporting	1181	90	7.62	44	32									
301000	- Early Vote Reporting	1181	466	39.46	322	108									
301100	3011	369	67	18.16	39	22									
301100	- Absentee Reporting	369	26	7.05	18	3									
301100	- Early Vote Reporting	369	116	31.44	84	21									
301200	3012	1026	209	20.37	126	62									
301200	- Absentee Reporting	1026	61	5.95	40	19									
301200	- Early Vote Reporting	1026	384	37.43	269	83									
301800	3018	1000	211	21.10	143	52									
301800	- Absentee Reporting	1000	47	4.70	28	14									
301800	- Early Vote Reporting	1000	415	41.50	317	69									
302800	3028	298	82	27.52	55	20									
302800	- Absentee Reporting	298	8	2.68	*****	*****									
302800	- Early Vote Reporting	298	119	39.93	87	25									
303600	3036	246	58	23.58	40	13									
303600	- Absentee Reporting	246	13	5.28	8	4									
303600	- Early Vote Reporting	246	84	34.15	55	20									
304000	3040	482	88	18.26	63	21									
304000	- Absentee Reporting	482	27	5.60	23	3									
304000	- Early Vote Reporting	482	183	37.97	135	30									
400000	4000	788	162	20.56	102	44									
400000	- Absentee Reporting	788	37	4.70	23	11									
400000	- Early Vote Reporting	788	284	36.04	205	57									
403300	4033	1101	260	23.61	136	102									
403300	- Absentee Reporting	1101	96	8.72	46	41									
403300	- Early Vote Reporting	1101	544	49.41	311	207									
403800	4038	553	150	27.12	85	54									
403800	- Absentee Reporting	553	61	11.03	37	22									
403800	- Early Vote Reporting	553	217	39.24	111	89									
405300	4053	1373	309	22.51	193	81									
405300	- Absentee Reporting	1373	46	3.35	28	10									
405300	- Early Vote Reporting	1373	473	34.45	347	95									
500300	5003	54	15	27.78	9	6									
500300	- Absentee Reporting	54	6	11.11	*****	*****									
500300	- Early Vote Reporting	54	19	35.19	14	5									
500500	5005	1335	155	11.61	82	62									
500500	- Absentee Reporting	1335	94	7.04	50	27									
500500	- Early Vote Reporting	1335	288	21.57	189	84									
500600	5006	1197	351	29.32	202	122									
500600	- Absentee Reporting	1197	82	6.85	50	30									
500600	- Early Vote Reporting	1197	559	46.70	367	169									
500900	5009	705	184	26.10	114	53									
500900	- Absentee Reporting	705	33	4.68	19	10									
500900	- Early Vote Reporting	705	284	40.28	197	67									
501000	5010	1237	345	27.89	186	123									
501000	- Absentee Reporting	1237	47	3.80	23	16									
501000	- Early Vote Reporting	1237	435	35.17	296	89									
502000	5020	306	48	15.69	22	17									
502000	- Absentee Reporting	306	36	11.76	20	14									
502000	- Early Vote Reporting	306	85	27.78	44	34									
502200	5022	958	273	28.50	157	98									
502200	- Absentee Reporting	958	62	6.47	36	21									
502200	- Early Vote Reporting	958	429	44.78	280	134									
502700	5027	1632	347	21.26	170	117									
502700	- Absentee Reporting	1632	35	2.14	21	10									
502700	- Early Vote Reporting	1632	626	38.36	417	145									

10-10-57

WASHOE COUNTY Statement of Vote
GENERAL ELECTION

100007		NONPARTISAN STATE ASSEMBLY DIST. 24													
		Registration	Ballots Cast	Turnout (%)		Bobzien, David	Waterman, Heidi								
505600	5056	932	169	18.13		96	59								
	505600 - Absentee Reporting	932	112	12.02		49	50								
	505600 - Early Vote Reporting	932	357	38.30		214	123								
506300	5063	298	44	14.77		26	8								
	506300 - Absentee Reporting	298	10	3.36		7	1								
	506300 - Early Vote Reporting	298	95	31.88		61	23								
506400	5064	618	129	20.87		80	37								
	506400 - Absentee Reporting	618	17	2.75		9	5								
	506400 - Early Vote Reporting	618	199	32.20		143	37								
730000	7300	219	66	30.14		47	15								
	730000 - Absentee Reporting	219	8	3.65		4	1								
	730000 - Early Vote Reporting	219	52	23.74		40	10								
732100	7321	1	0	0.00		0	0								
	732100 - Absentee Reporting	1	0	0.00		0	0								
	732100 - Early Vote Reporting	1	0	0.00		0	0								
Precinct Totals		30746	6746	21.94		3857	2215								
Absentee Reporting Totals		30746	2022	6.58		1140	657								
Early Vote Reporting Totals		30746	11813	38.42		7826	3143								
Grand Totals		30746	20581	66.94		12823	6015								
UNITED STATES SENATOR		30746	20581	66.94		12823	6015								
DISTRICT 2		30746	20581	66.94		12823	6015								
Senate District 13		30746	20581	66.94		12823	6015								
24TH		30746	20581	66.94		12823	6015								
1		7445	5647	75.85		3363	1844								
RENO		30526	20455	67.01		12730	5988								
RENO-VERDI		30746	20581	66.94		12823	6015								

***** Insufficient Turnout to Protect Voter Privacy *****

1001-01

WASHOE COUNTY Statement of Vote
GENERAL ELECTION

NONPARTISAN STATE ASSEMBLY DIST. 25

100008

Registration

Ballots Cast

Turnout (%)

Hickey, Pat

137

100500 1005	0	0	0.00	0
100500 - Absentee Reporting	0	0	0.00	0
100500 - Early Vote Reporting	0	0	0.00	0
100700 1007	1309	183	13.98	134
100700 - Absentee Reporting	1309	122	9.32	88
100700 - Early Vote Reporting	1309	793	60.58	589
101400 1014	1198	254	21.20	180
101400 - Absentee Reporting	1198	133	11.10	88
101400 - Early Vote Reporting	1198	626	52.25	458
102000 1020	1109	204	18.39	162
102000 - Absentee Reporting	1109	119	10.73	68
102000 - Early Vote Reporting	1109	655	59.06	490
102100 1021	0	0	0.00	0
102100 - Absentee Reporting	0	0	0.00	0
102100 - Early Vote Reporting	0	0	0.00	0
102200 1022	919	145	15.78	114
102200 - Absentee Reporting	919	81	8.81	55
102200 - Early Vote Reporting	919	583	63.44	424
102300 1023	659	85	12.90	66
102300 - Absentee Reporting	659	95	14.42	56
102300 - Early Vote Reporting	659	406	61.61	313
102400 1024	1365	220	16.12	184
102400 - Absentee Reporting	1365	137	10.04	91
102400 - Early Vote Reporting	1365	849	62.20	663
102600 1026	767	150	19.56	121
102600 - Absentee Reporting	767	74	9.65	49
102600 - Early Vote Reporting	767	446	58.15	319
102700 1027	392	66	16.84	49
102700 - Absentee Reporting	392	60	15.31	42
102700 - Early Vote Reporting	392	210	53.57	147
102900 1029	1360	267	19.63	211
102900 - Absentee Reporting	1360	121	8.90	71
102900 - Early Vote Reporting	1360	777	57.13	577
103100 1031	731	170	23.26	127
103100 - Absentee Reporting	731	76	10.40	44
103100 - Early Vote Reporting	731	394	53.90	290
103800 1038	465	134	28.82	99
103800 - Absentee Reporting	465	39	8.39	21
103800 - Early Vote Reporting	465	253	54.41	189
104000 1040	1	0	0.00	0
104000 - Absentee Reporting	1	0	0.00	0
104000 - Early Vote Reporting	1	0	0.00	0
104400 1044	1180	252	21.36	181
104400 - Absentee Reporting	1180	85	7.20	45
104400 - Early Vote Reporting	1180	528	44.75	402
104500 1045	606	137	22.61	92
104500 - Absentee Reporting	606	70	11.55	40
104500 - Early Vote Reporting	606	200	33.00	140
104600 1046	96	23	23.96	17
104600 - Absentee Reporting	96	14	14.58	13
104600 - Early Vote Reporting	96	42	43.75	31
104700 1047	315	54	17.14	43
104700 - Absentee Reporting	315	46	14.60	35
104700 - Early Vote Reporting	315	190	60.32	160
104900 1049	1	0	0.00	0
104900 - Absentee Reporting	1	0	0.00	0
104900 - Early Vote Reporting	1	0	0.00	0
105000 1050	0	0	0.00	0
105000 - Absentee Reporting	0	0	0.00	0
105000 - Early Vote Reporting	0	0	0.00	0

10-10-12

WASHOE COUNTY Statement of Vote
GENERAL ELECTION

NONPARTISAN STATE ASSEMBLY DIST. 25

100008	Registration	Ballots Cast	Turnout (%)	Hickey, Pat															
105100 1051	1	0	0.00	0															
105100 - Absentee Reporting	1	0	0.00	0															
105100 - Early Vote Reporting	1	0	0.00	0															
105300 1053	414	74	17.87	57															
105300 - Absentee Reporting	414	29	7.00	20															
105300 - Early Vote Reporting	414	246	59.42	171															
105500 1055	1077	227	21.08	173															
105500 - Absentee Reporting	1077	78	7.24	57															
105500 - Early Vote Reporting	1077	542	50.32	375															
105700 1057	1282	295	23.01	229															
105700 - Absentee Reporting	1282	82	6.40	46															
105700 - Early Vote Reporting	1282	582	45.40	402															
105800 1058	2	0	0.00	0															
105800 - Absentee Reporting	2	2	100.00	0	*****	Insufficient Turnout to Protect Voter Privacy										*****			
105800 - Early Vote Reporting	2	0	0.00	0															
105900 1059	0	0	0.00	0															
105900 - Absentee Reporting	0	0	0.00	0															
105900 - Early Vote Reporting	0	0	0.00	0															
106100 1061	0	0	0.00	0															
106100 - Absentee Reporting	0	0	0.00	0															
106100 - Early Vote Reporting	0	0	0.00	0															
200400 2004	877	138	15.74	91															
200400 - Absentee Reporting	877	59	6.73	35															
200400 - Early Vote Reporting	877	311	35.46	179															
200600 2006	909	231	25.41	185															
200600 - Absentee Reporting	909	106	11.66	78															
200600 - Early Vote Reporting	909	456	50.17	347															
201000 2010	228	94	41.23	66															
201000 - Absentee Reporting	228	34	14.91	16															
201000 - Early Vote Reporting	228	39	17.11	28															
201300 2013	376	72	19.15	61															
201300 - Absentee Reporting	376	53	14.10	29															
201300 - Early Vote Reporting	376	187	49.73	143															
201600 2016	462	124	26.84	109															
201600 - Absentee Reporting	462	74	16.02	47															
201600 - Early Vote Reporting	462	200	43.29	160															
201700 2017	728	131	17.99	98															
201700 - Absentee Reporting	728	80	10.99	46															
201700 - Early Vote Reporting	728	321	44.09	242															
202100 2021	596	108	18.12	85															
202100 - Absentee Reporting	596	57	9.56	37															
202100 - Early Vote Reporting	596	329	55.20	250															
202500 2025	479	66	13.78	53															
202500 - Absentee Reporting	479	74	15.45	54															
202500 - Early Vote Reporting	479	269	56.16	209															
202600 2026	330	82	24.85	58															
202600 - Absentee Reporting	330	26	7.88	11															
202600 - Early Vote Reporting	330	151	45.76	95															
202700 2027	550	91	16.55	67															
202700 - Absentee Reporting	550	74	13.45	43															
202700 - Early Vote Reporting	550	313	56.91	242															
202800 2028	822	163	19.83	131															
202800 - Absentee Reporting	822	109	13.26	71															
202800 - Early Vote Reporting	822	438	53.28	344															
202900 2029	646	111	17.18	91															
202900 - Absentee Reporting	646	76	11.76	54															
202900 - Early Vote Reporting	646	326	50.46	224															
203000 2030	576	124	21.53	99															
203000 - Absentee Reporting	576	52	9.03	31															
203000 - Early Vote Reporting	576	302	52.43	227															

10-1057

WASHOE COUNTY Statement of Vote
GENERAL ELECTION

November 6, 2012

NONPARTISAN STATE ASSEMBLY DIST. 25

100008	Registration	Ballots Cast	Turnout (%)	Hickey, Pat															
203400 2034	479	70	14.61	58															
203400 - Absentee Reporting	479	60	12.53	52															
203400 - Early Vote Reporting	479	286	59.71	240															
203900 2039	622	133	21.38	91															
203900 - Absentee Reporting	622	51	8.20	29															
203900 - Early Vote Reporting	622	223	35.85	142															
204000 2040	473	76	16.07	60															
204000 - Absentee Reporting	473	49	10.36	29															
204000 - Early Vote Reporting	473	253	53.49	170															
205000 2050	588	129	21.94	107															
205000 - Absentee Reporting	588	79	13.44	58															
205000 - Early Vote Reporting	588	309	52.55	218															
205100 2051	0	0	0.00	0															
205100 - Absentee Reporting	0	0	0.00	0															
205100 - Early Vote Reporting	0	0	0.00	0															
207800 2078	0	0	0.00	0															
207800 - Absentee Reporting	0	0	0.00	0															
207800 - Early Vote Reporting	0	0	0.00	0															
402500 4025	732	181	24.73	149															
402500 - Absentee Reporting	732	67	9.15	49															
402500 - Early Vote Reporting	732	280	38.25	217															
402600 4026	4	0	0.00	0															
402600 - Absentee Reporting	4	4	100.00	*****															
402600 - Early Vote Reporting	4	1	25.00	*****															
404100 4041	1284	382	29.75	290															
404100 - Absentee Reporting	1284	64	4.98	37															
404100 - Early Vote Reporting	1284	455	35.44	342															
405000 4050	0	0	0.00	0															
405000 - Absentee Reporting	0	0	0.00	0															
405000 - Early Vote Reporting	0	0	0.00	0															
501500 5015	0	0	0.00	0															
501500 - Absentee Reporting	0	0	0.00	0															
501500 - Early Vote Reporting	0	0	0.00	0															
502300 5023	0	0	0.00	0															
502300 - Absentee Reporting	0	0	0.00	0															
502300 - Early Vote Reporting	0	0	0.00	0															
503000 5030	1260	290	23.02	231															
503000 - Absentee Reporting	1260	82	6.51	51															
503000 - Early Vote Reporting	1260	644	51.11	463															
503100 5031	12	2	16.67	*****															
503100 - Absentee Reporting	12	0	0.00	0															
503100 - Early Vote Reporting	12	9	75.00	*****															
503200 5032	445	93	20.90	73															
503200 - Absentee Reporting	445	27	6.07	18															
503200 - Early Vote Reporting	445	236	53.03	180															
503900 5039	45	15	33.33	10															
503900 - Absentee Reporting	45	5	11.11	*****															
503900 - Early Vote Reporting	45	15	33.33	11															
504000 5040	673	133	19.76	98															
504000 - Absentee Reporting	673	50	7.43	32															
504000 - Early Vote Reporting	673	387	57.50	283															
504500 5045	1356	297	21.90	236															
504500 - Absentee Reporting	1356	137	10.10	95															
504500 - Early Vote Reporting	1356	755	55.68	597															
504600 5046	1423	244	17.15	179															
504600 - Absentee Reporting	1423	249	17.50	159															
504600 - Early Vote Reporting	1423	829	58.26	640															
504700 5047	0	0	0.00	0															
504700 - Absentee Reporting	0	0	0.00	0															
504700 - Early Vote Reporting	0	0	0.00	0															

***** Insufficient Turnout to Protect Voter Privacy *****

***** Insufficient Turnout to Protect Voter Privacy *****

***** Insufficient Turnout to Protect Voter Privacy *****

***** Insufficient Turnout to Protect Voter Privacy *****

***** Insufficient Turnout to Protect Voter Privacy *****

10-1-057

WASHOE COUNTY Statement of Vote
GENERAL ELECTION

		NONPARTISAN STATE ASSEMBLY DIST. 25										
100008		Registration	Ballots Cast	Turnout (%)	Hickey, Pat							
504800	5048	6	0	0.00	0							
504800	- Absentee Reporting	6	2	33.33	*****						Insufficient Turnout to Protect Voter Privacy	*****
504800	- Early Vote Reporting	6	0	0.00	0							
504900	5049	0	0	0.00	0							
504900	- Absentee Reporting	0	0	0.00	0							
504900	- Early Vote Reporting	0	0	0.00	0							
505000	5050	0	0	0.00	0							
505000	- Absentee Reporting	0	0	0.00	0							
505000	- Early Vote Reporting	0	0	0.00	0							
505100	5051	0	0	0.00	0							
505100	- Absentee Reporting	0	0	0.00	0							
505100	- Early Vote Reporting	0	0	0.00	0							
505200	5052	0	0	0.00	0							
505200	- Absentee Reporting	0	0	0.00	0							
505200	- Early Vote Reporting	0	0	0.00	0							
505300	5053	20	2	10.00	*****						Insufficient Turnout to Protect Voter Privacy	*****
505300	- Absentee Reporting	20	2	10.00	*****						Insufficient Turnout to Protect Voter Privacy	*****
505300	- Early Vote Reporting	20	6	30.00	*****						Insufficient Turnout to Protect Voter Privacy	*****
505400	5054	4	0	0.00	0							
505400	- Absentee Reporting	4	3	75.00	*****						Insufficient Turnout to Protect Voter Privacy	*****
505400	- Early Vote Reporting	4	1	25.00	*****						Insufficient Turnout to Protect Voter Privacy	*****
505800	5058	0	0	0.00	0							
505800	- Absentee Reporting	0	0	0.00	0							
505800	- Early Vote Reporting	0	0	0.00	0							
506100	5061	0	0	0.00	0							
506100	- Absentee Reporting	0	0	0.00	0							
506100	- Early Vote Reporting	0	1	0.00	*****						Insufficient Turnout to Protect Voter Privacy	*****
710000	7100	11	2	18.18	*****						Insufficient Turnout to Protect Voter Privacy	*****
710000	- Absentee Reporting	11	0	0.00	0							
710000	- Early Vote Reporting	11	9	81.82	*****						Insufficient Turnout to Protect Voter Privacy	*****
751600	7516	38	8	21.05	*****						Insufficient Turnout to Protect Voter Privacy	*****
751600	- Absentee Reporting	38	5	13.16	*****						Insufficient Turnout to Protect Voter Privacy	*****
751600	- Early Vote Reporting	38	17	44.74	14							
752300	7523	1079	379	35.13	313							
752300	- Absentee Reporting	1079	76	7.04	50							
752300	- Early Vote Reporting	1079	415	38.46	331							
752400	7524	731	307	42.00	247							
752400	- Absentee Reporting	731	49	6.70	29							
752400	- Early Vote Reporting	731	251	34.34	204							
752600	7526	928	257	27.69	185							
752600	- Absentee Reporting	928	71	7.65	41							
752600	- Early Vote Reporting	928	464	50.00	344							
753200	7532	972	213	21.91	160							
753200	- Absentee Reporting	972	92	9.47	65							
753200	- Early Vote Reporting	972	525	54.01	402							
753600	7536	931	255	27.39	207							
753600	- Absentee Reporting	931	74	7.95	51							
753600	- Early Vote Reporting	931	416	44.68	345							
754100	7541	1095	381	34.79	313							
754100	- Absentee Reporting	1095	81	7.40	51							
754100	- Early Vote Reporting	1095	377	34.43	290							
754300	7543	591	168	28.43	141							
754300	- Absentee Reporting	591	50	8.46	30							
754300	- Early Vote Reporting	591	223	37.73	170							
754400	7544	236	67	28.39	54							
754400	- Absentee Reporting	236	29	12.29	22							
754400	- Early Vote Reporting	236	88	37.29	78							
754900	7549	2	0	0.00	0							
754900	- Absentee Reporting	2	2	100.00	*****						Insufficient Turnout to Protect Voter Privacy	*****
754900	- Early Vote Reporting	2	0	0.00	0							

137

10-1-08

WASHOE COUNTY Statement of Vote
GENERAL ELECTION

100008		NONPARTISAN STATE ASSEMBLY DIST. 25										
	Registration	Ballots Cast	Turnout (%)	Hickey, Pat								
755300	7553	58	13	22.41	13							
755300	- Absentee Reporting	58	7	12.07	*****	Insufficient Turnout to Protect Voter Privacy						*****
755300	- Early Vote Reporting	58	18	31.03	16							
755700	7557	874	269	30.78	211							
755700	- Absentee Reporting	874	67	7.67	50							
755700	- Early Vote Reporting	874	311	35.58	255							
756900	7569	29	9	31.03	*****	Insufficient Turnout to Protect Voter Privacy						*****
756900	- Absentee Reporting	29	3	10.34	*****	Insufficient Turnout to Protect Voter Privacy						*****
756900	- Early Vote Reporting	29	11	37.93	8							
810000	8100	854	191	22.37	158							
810000	- Absentee Reporting	854	116	13.58	79							
810000	- Early Vote Reporting	854	446	52.22	355							
810100	8101	15	4	26.67	*****	Insufficient Turnout to Protect Voter Privacy						*****
810100	- Absentee Reporting	15	1	6.67	*****	Insufficient Turnout to Protect Voter Privacy						*****
810100	- Early Vote Reporting	15	9	60.00	*****	Insufficient Turnout to Protect Voter Privacy						*****
810200	8102	36	11	30.56	10							
810200	- Absentee Reporting	36	2	5.56	*****	Insufficient Turnout to Protect Voter Privacy						*****
810200	- Early Vote Reporting	36	17	47.22	14							
810300	8103	693	77	11.11	58							
810300	- Absentee Reporting	693	89	12.84	67							
810300	- Early Vote Reporting	693	447	64.50	360							
811200	8112	39	4	10.26	*****	Insufficient Turnout to Protect Voter Privacy						*****
811200	- Absentee Reporting	39	8	20.51	*****	Insufficient Turnout to Protect Voter Privacy						*****
811200	- Early Vote Reporting	39	16	41.03	7							
811400	8114	31	8	25.81	*****	Insufficient Turnout to Protect Voter Privacy						*****
811400	- Absentee Reporting	31	10	32.26	8							
811400	- Early Vote Reporting	31	10	32.26	5							
811500	8115	3	1	33.33	*****	Insufficient Turnout to Protect Voter Privacy						*****
811500	- Absentee Reporting	3	0	0.00	0							
811500	- Early Vote Reporting	3	1	33.33	*****	Insufficient Turnout to Protect Voter Privacy						*****
811800	8118	16	2	12.50	*****	Insufficient Turnout to Protect Voter Privacy						*****
811800	- Absentee Reporting	16	8	50.00	*****	Insufficient Turnout to Protect Voter Privacy						*****
811800	- Early Vote Reporting	16	4	25.00	*****	Insufficient Turnout to Protect Voter Privacy						*****
812000	8120	18	3	16.67	*****	Insufficient Turnout to Protect Voter Privacy						*****
812000	- Absentee Reporting	18	11	61.11	9							
812000	- Early Vote Reporting	18	2	11.11	*****	Insufficient Turnout to Protect Voter Privacy						*****
812100	8121	1	0	0.00	0							
812100	- Absentee Reporting	1	0	0.00	0							
812100	- Early Vote Reporting	1	1	100.00	*****	Insufficient Turnout to Protect Voter Privacy						*****
812700	8127	1	0	0.00	0							
812700	- Absentee Reporting	1	0	0.00	0							
812700	- Early Vote Reporting	1	1	100.00	*****	Insufficient Turnout to Protect Voter Privacy						*****
812800	8128	10	0	0.00	0							
812800	- Absentee Reporting	10	0	0.00	0							
812800	- Early Vote Reporting	10	7	70.00	*****	Insufficient Turnout to Protect Voter Privacy						*****
812900	8129	54	7	12.96	*****	Insufficient Turnout to Protect Voter Privacy						*****
812900	- Absentee Reporting	54	10	18.52	8							
812900	- Early Vote Reporting	54	29	53.70	24							
813000	8130	2	0	0.00	0							
813000	- Absentee Reporting	2	1	50.00	*****	Insufficient Turnout to Protect Voter Privacy						*****
813000	- Early Vote Reporting	2	1	50.00	*****	Insufficient Turnout to Protect Voter Privacy						*****
820400	8204	112	25	22.32	24							
820400	- Absentee Reporting	112	5	4.46	*****	Insufficient Turnout to Protect Voter Privacy						*****
820400	- Early Vote Reporting	112	68	60.71	59							
820600	8206	133	14	10.53	14							
820600	- Absentee Reporting	133	22	16.54	18							
820600	- Early Vote Reporting	133	78	58.65	69							
821300	8213	218	36	16.51	30							
821300	- Absentee Reporting	218	21	9.63	17							
821300	- Early Vote Reporting	218	133	61.01	123							

1001-01

November 6, 2012

NONPARTISAN STATE ASSEMBLY DIST. 25

100008

	Registration	Ballots Cast	Turnout (%)	Hickey, Pat														
821400 8214	149	36	24.16	27														
821400 - Absentee Reporting	149	27	18.12	22														
821400 - Early Vote Reporting	149	67	44.97	58														
821800 8218	7	1	14.29	*****														
821800 - Absentee Reporting	7	0	0.00	0														
821800 - Early Vote Reporting	7	5	71.43	*****														
823500 8235	184	30	16.30	24														
823500 - Absentee Reporting	184	25	13.59	13														
823500 - Early Vote Reporting	184	98	53.26	75														
828100 8281	17	0	0.00	0														
828100 - Absentee Reporting	17	5	29.41	*****														
828100 - Early Vote Reporting	17	11	64.71	10														
850000 8500	65	8	12.31	*****														
850000 - Absentee Reporting	65	10	15.38	8														
850000 - Early Vote Reporting	65	35	53.85	29														
850200 8502	208	58	27.88	48														
850200 - Absentee Reporting	208	24	11.54	17														
850200 - Early Vote Reporting	208	95	45.67	73														
850500 8505	25	4	16.00	*****														
850500 - Absentee Reporting	25	3	12.00	*****														
850500 - Early Vote Reporting	25	11	44.00	8														
910300 - Absentee Reporting	0	0	0.00	0														
910700 - Absentee Reporting	0	0	0.00	0														
910900 - Absentee Reporting	0	0	0.00	0														
911400 - Absentee Reporting	0	0	0.00	0														
911500 - Absentee Reporting	0	0	0.00	0														
911700 - Absentee Reporting	0	0	0.00	0														
911800 - Absentee Reporting	0	0	0.00	0														
912200 - Absentee Reporting	0	0	0.00	0														
912300 - Absentee Reporting	0	0	0.00	0														
912500 - Absentee Reporting	0	0	0.00	0														
912600 - Absentee Reporting	0	0	0.00	0														
920200 - Absentee Reporting	0	0	0.00	0														
921200 - Absentee Reporting	0	0	0.00	0														
953000 - Absentee Reporting	0	0	0.00	0														
953300 - Absentee Reporting	0	0	0.00	0														
953700 - Absentee Reporting	0	0	0.00	0														
954000 - Absentee Reporting	0	0	0.00	0														
954200 - Absentee Reporting	0	0	0.00	0														
954300 - Absentee Reporting	0	0	0.00	0														
954400 - Absentee Reporting	0	0	0.00	0														
Precinct Totals	42720	9370	21.93	7306														
Absentee Reporting Totals	42720	4272	10.00	2788														
Early Vote Reporting Totals	42720	21371	50.03	16104														
Grand Totals	42720	35013	81.96	26198														
UNITED STATES SENATOR	42720	35013	81.96	26198														
DISTRICT 2	42720	35013	81.96	26198														
Senate District 15	42720	35013	81.96	26198														
25TH	42720	35013	81.96	26198														
1	22644	18921	83.56	13979														
RENO	32254	26444	81.99	19468														
RENO-VERDI	42720	35013	81.96	26198														

10-10-57

November 6, 2012

NONPARTISAN STATE ASSEMBLY DIST. 26

100009

	Registration	Ballots Cast	Turnout (%)	Kimmer, Randy	Petzak, Rodney R.										
201800 2018	1262	253	20.05	132	92										
201800 - Absentee Reporting	1262	78	6.18	31	33										
201800 - Early Vote Reporting	1262	638	50.55	254	348										
202000 2020	427	78	18.27	34	33										
202000 - Absentee Reporting	427	22	5.15	5	14										
202000 - Early Vote Reporting	427	158	37.00	61	83										
202200 2022	553	84	15.19	46	32										
202200 - Absentee Reporting	553	56	10.13	33	15										
202200 - Early Vote Reporting	553	320	57.87	200	98										
202300 2023	1059	242	22.85	115	93										
202300 - Absentee Reporting	1059	53	5.00	20	26										
202300 - Early Vote Reporting	1059	454	42.87	169	252										
203100 2031	1015	178	17.54	112	44										
203100 - Absentee Reporting	1015	138	13.60	71	53										
203100 - Early Vote Reporting	1015	562	55.37	308	218										
203200 2032	933	248	26.58	95	122										
203200 - Absentee Reporting	933	45	4.82	23	15										
203200 - Early Vote Reporting	933	342	36.66	127	190										
203300 2033	848	161	18.99	93	54										
203300 - Absentee Reporting	848	61	7.19	33	21										
203300 - Early Vote Reporting	848	489	57.67	262	193										
203500 2035	797	145	18.19	87	43										
203500 - Absentee Reporting	797	108	13.55	70	29										
203500 - Early Vote Reporting	797	403	50.56	262	125										
203600 2036	905	163	18.01	76	67										
203600 - Absentee Reporting	905	100	11.05	40	52										
203600 - Early Vote Reporting	905	490	54.14	256	213										
203700 2037	295	46	15.59	29	12										
203700 - Absentee Reporting	295	51	17.29	28	14										
203700 - Early Vote Reporting	295	166	56.27	104	53										
204100 2041	718	193	26.88	115	58										
204100 - Absentee Reporting	718	53	7.38	27	23										
204100 - Early Vote Reporting	718	349	48.61	203	125										
204200 2042	1173	285	24.30	155	104										
204200 - Absentee Reporting	1173	58	4.94	28	26										
204200 - Early Vote Reporting	1173	580	49.45	298	267										
204300 2043	2	0	0.00	0	0										
204300 - Absentee Reporting	2	0	0.00	0	0										
204300 - Early Vote Reporting	2	1	50.00	*****	*****	Insufficient Turnout to Protect Voter Privacy								*****	
204400 2044	13	5	38.46	*****	*****	Insufficient Turnout to Protect Voter Privacy								*****	
204400 - Absentee Reporting	13	2	15.38	*****	*****	Insufficient Turnout to Protect Voter Privacy								*****	
204400 - Early Vote Reporting	13	2	15.38	*****	*****	Insufficient Turnout to Protect Voter Privacy								*****	
204500 2045	0	0	0.00	0	0										
204500 - Absentee Reporting	0	0	0.00	0	0										
204500 - Early Vote Reporting	0	0	0.00	0	0										
204600 2046	3	3	100.00	*****	*****	Insufficient Turnout to Protect Voter Privacy								*****	
204600 - Absentee Reporting	3	0	0.00	0	0										
204600 - Early Vote Reporting	3	0	0.00	0	0										
204700 2047	1242	325	26.17	197	100										
204700 - Absentee Reporting	1242	68	5.48	32	23										
204700 - Early Vote Reporting	1242	663	53.38	344	276										
204800 2048	0	0	0.00	0	0										
204800 - Absentee Reporting	0	0	0.00	0	0										
204800 - Early Vote Reporting	0	0	0.00	0	0										
205300 2053	0	0	0.00	0	0										
205300 - Absentee Reporting	0	0	0.00	0	0										
205300 - Early Vote Reporting	0	0	0.00	0	0										
205400 2054	0	0	0.00	0	0										
205400 - Absentee Reporting	0	0	0.00	0	0										
205400 - Early Vote Reporting	0	0	0.00	0	0										

12-1-05-7

November 6,2012

100009		NONPARTISAN STATE ASSEMBLY DIST. 26											
	Registration	Ballots Cast	Turnout (%)		Kimmer, Randy	Petzak, Rodney R.							
205500 2055	953	241	25.29		139	79							
205500 - Absentee Reporting	953	61	6.40		38	18							
205500 - Early Vote Reporting	953	519	54.46		288	188							
205700 2057	1	0	0.00		0	0							
205700 - Absentee Reporting	1	0	0.00		0	0							
205700 - Early Vote Reporting	1	0	0.00		0	0							
205800 2058	1446	405	28.01		235	129							
205800 - Absentee Reporting	1446	116	8.02		55	39							
205800 - Early Vote Reporting	1446	699	48.34		374	291							
205900 2059	225	46	20.44		30	14							
205900 - Absentee Reporting	225	25	11.11		11	13							
205900 - Early Vote Reporting	225	119	52.89		61	51							
206000 2060	0	0	0.00		0	0							
206000 - Absentee Reporting	0	0	0.00		0	0							
206000 - Early Vote Reporting	0	0	0.00		0	0							
206100 2061	0	0	0.00		0	0							
206100 - Absentee Reporting	0	0	0.00		0	0							
206100 - Early Vote Reporting	0	0	0.00		0	0							
206200 2062	0	0	0.00		0	0							
206200 - Absentee Reporting	0	0	0.00		0	0							
206200 - Early Vote Reporting	0	0	0.00		0	0							
206300 2063	4	0	0.00		0	0							
206300 - Absentee Reporting	4	1	25.00		*****								
206300 - Early Vote Reporting	4	3	75.00		*****								
206800 2068	6	3	50.00		*****								
206800 - Absentee Reporting	6	1	16.67		*****								
206800 - Early Vote Reporting	6	1	16.67		*****								
206900 2069	2	2	100.00		*****								
206900 - Absentee Reporting	2	0	0.00		0	0							
206900 - Early Vote Reporting	2	0	0.00		0	0							
207200 2072	3	0	0.00		0	0							
207200 - Absentee Reporting	3	0	0.00		0	0							
207200 - Early Vote Reporting	3	3	100.00		*****								
207300 2073	2	0	0.00		0	0							
207300 - Absentee Reporting	2	1	50.00		*****								
207300 - Early Vote Reporting	2	1	50.00		*****								
207400 2074	0	0	0.00		0	0							
207400 - Absentee Reporting	0	0	0.00		0	0							
207400 - Early Vote Reporting	0	0	0.00		0	0							
207500 2075	28	7	25.00		*****								
207500 - Absentee Reporting	28	0	0.00		0	0							
207500 - Early Vote Reporting	28	19	67.86		13	6							
207600 2076	2	0	0.00		0	0							
207600 - Absentee Reporting	2	2	100.00		*****								
207600 - Early Vote Reporting	2	0	0.00		0	0							
207700 2077	2	1	50.00		*****								
207700 - Absentee Reporting	2	0	0.00		0	0							
207700 - Early Vote Reporting	2	1	50.00		*****								
207900 2079	2	0	0.00		0	0							
207900 - Absentee Reporting	2	0	0.00		0	0							
207900 - Early Vote Reporting	2	2	100.00		*****								
208000 2080	962	212	22.04		106	92							
208000 - Absentee Reporting	962	90	9.36		42	42							
208000 - Early Vote Reporting	962	434	45.11		227	181							
301600 3016	1155	307	26.58		94	190							
301600 - Absentee Reporting	1155	74	6.41		24	39							
301600 - Early Vote Reporting	1155	460	39.83		122	296							
302000 3020	582	106	18.21		35	60							
302000 - Absentee Reporting	582	28	4.81		9	17							
302000 - Early Vote Reporting	582	240	41.24		53	167							

7-571-101

WASHOE COUNTY Statement of Vote
GENERAL ELECTION

NONPARTISAN STATE ASSEMBLY DIST. 26

100009

	Registration	Ballots Cast	Turnout (%)		Kimmer, Randy	Petzak, Rodney R.												
302600 3026	1303	205	15.73		98	85												
302600 - Absentee Reporting	1303	134	10.28		50	64												
302600 - Early Vote Reporting	1303	661	50.73		279	338												
303000 3030	577	116	20.10		49	58												
303000 - Absentee Reporting	577	47	8.15		18	23												
303000 - Early Vote Reporting	577	294	50.95		138	134												
303100 3031	583	89	15.27		42	41												
303100 - Absentee Reporting	583	14	2.40		1	10												
303100 - Early Vote Reporting	583	262	44.94		92	159												
303200 3032	706	103	14.59		61	29												
303200 - Absentee Reporting	706	61	8.64		26	22												
303200 - Early Vote Reporting	706	427	60.48		226	177												
303800 3038	472	163	34.53		94	59												
303800 - Absentee Reporting	472	21	4.45		14	5												
303800 - Early Vote Reporting	472	212	44.92		98	106												
810400 8104	603	115	19.07		71	34												
810400 - Absentee Reporting	603	102	16.92		68	24												
810400 - Early Vote Reporting	603	244	40.46		146	84												
810500 8105	633	100	15.80		46	41												
810500 - Absentee Reporting	633	98	15.48		49	40												
810500 - Early Vote Reporting	633	302	47.71		142	137												
810600 8106	908	168	18.50		87	51												
810600 - Absentee Reporting	908	116	12.78		72	30												
810600 - Early Vote Reporting	908	436	48.02		254	152												
810700 8107	1103	210	19.04		95	84												
810700 - Absentee Reporting	1103	191	17.32		118	48												
810700 - Early Vote Reporting	1103	397	35.99		224	141												
810800 8108	905	163	18.01		99	45												
810800 - Absentee Reporting	905	156	17.24		87	51												
810800 - Early Vote Reporting	905	407	44.97		245	145												
810900 8109	1018	216	21.22		116	75												
810900 - Absentee Reporting	1018	151	14.83		94	50												
810900 - Early Vote Reporting	1018	404	39.69		220	157												
811000 8110	318	48	15.09		21	23												
811000 - Absentee Reporting	318	100	31.45		58	33												
811000 - Early Vote Reporting	318	97	30.50		42	46												
811100 8111	5	1	20.00		*****	*****												
811100 - Absentee Reporting	5	0	0.00		0	0												
811100 - Early Vote Reporting	5	2	40.00		*****	*****												
811600 8116	963	180	18.69		76	85												
811600 - Absentee Reporting	963	114	11.84		61	40												
811600 - Early Vote Reporting	963	429	44.55		225	162												
811700 8117	804	138	17.16		66	51												
811700 - Absentee Reporting	804	155	19.28		104	37												
811700 - Early Vote Reporting	804	326	40.55		191	117												
812500 8125	3	0	0.00		0	0												
812500 - Absentee Reporting	3	0	0.00		0	0												
812500 - Early Vote Reporting	3	3	100.00		*****	*****												
812600 8126	6	1	16.67		*****	*****												
812600 - Absentee Reporting	6	2	33.33		*****	*****												
812600 - Early Vote Reporting	6	3	50.00		*****	*****												
820000 8200	788	189	23.98		131	46												
820000 - Absentee Reporting	788	69	8.76		44	14												
820000 - Early Vote Reporting	788	443	56.22		317	109												
820100 8201	368	143	38.86		111	27												
820100 - Absentee Reporting	368	26	7.07		16	8												
820100 - Early Vote Reporting	368	129	35.05		83	41												
820200 8202	1321	266	20.14		168	80												
820200 - Absentee Reporting	1321	118	8.93		68	37												
820200 - Early Vote Reporting	1321	767	58.06		458	265												

10-1-05-4

Insufficient Turnout to Protect Voter Privacy *****
 Insufficient Turnout to Protect Voter Privacy *****
 Insufficient Turnout to Protect Voter Privacy *****
 Insufficient Turnout to Protect Voter Privacy *****

WASHOE COUNTY Statement of Vote
GENERAL ELECTION

NONPARTISAN STATE ASSEMBLY DIST. 26

100009

	Registration	Ballots Cast	Turnout (%)		Kimer, Randy	Petzak, Rodney R.												
825000 8250	797	125	15.68		77	31												
825000 - Absentee Reporting	797	74	9.28		46	21												
825000 - Early Vote Reporting	797	468	58.72		270	169												
825100 8251	24	6	25.00		*****													
825100 - Absentee Reporting	24	6	25.00		*****													
825100 - Early Vote Reporting	24	10	41.67		6	2												
825200 8252	20	2	10.00		*****													
825200 - Absentee Reporting	20	3	15.00		*****													
825200 - Early Vote Reporting	20	11	55.00		5	6												
825300 8253	247	50	20.24		36	9												
825300 - Absentee Reporting	247	19	7.69		11	6												
825300 - Early Vote Reporting	247	148	59.92		97	44												
825500 8255	15	2	13.33		*****													
825500 - Absentee Reporting	15	0	0.00		0	0												
825500 - Early Vote Reporting	15	10	66.67		7	3												
825900 8259	0	0	0.00		0	0												
825900 - Absentee Reporting	0	0	0.00		0	0												
825900 - Early Vote Reporting	0	0	0.00		0	0												
826000 8260	0	0	0.00		0	0												
826000 - Absentee Reporting	0	0	0.00		0	0												
826000 - Early Vote Reporting	0	0	0.00		0	0												
826300 8263	729	130	17.83		86	29												
826300 - Absentee Reporting	729	93	12.76		66	19												
826300 - Early Vote Reporting	729	419	57.48		299	101												
826700 8267	2	0	0.00		0	0												
826700 - Absentee Reporting	2	0	0.00		0	0												
826700 - Early Vote Reporting	2	2	100.00		*****													
826800 8268	4	0	0.00		0	0												
826800 - Absentee Reporting	4	1	25.00		*****													
826800 - Early Vote Reporting	4	2	50.00		*****													
827000 8270	366	93	25.41		57	29												
827000 - Absentee Reporting	366	20	5.46		6	10												
827000 - Early Vote Reporting	366	189	51.64		120	59												
827100 8271	745	141	18.93		90	36												
827100 - Absentee Reporting	745	97	13.02		53	32												
827100 - Early Vote Reporting	745	421	56.51		241	157												
827300 8273	344	130	37.79		97	26												
827300 - Absentee Reporting	344	43	12.50		30	8												
827300 - Early Vote Reporting	344	108	31.40		62	41												
827400 8274	0	0	0.00		0	0												
827400 - Absentee Reporting	0	0	0.00		0	0												
827400 - Early Vote Reporting	0	0	0.00		0	0												
827500 8275	0	0	0.00		0	0												
827500 - Absentee Reporting	0	0	0.00		0	0												
827500 - Early Vote Reporting	0	0	0.00		0	0												
827600 8276	34	13	38.24		7	5												
827600 - Absentee Reporting	34	0	0.00		0	0												
827600 - Early Vote Reporting	34	12	35.29		9	2												
827700 8277	464	89	19.18		60	24												
827700 - Absentee Reporting	464	50	10.78		28	17												
827700 - Early Vote Reporting	464	259	55.82		174	72												
827800 8278	365	63	17.26		37	18												
827800 - Absentee Reporting	365	21	5.75		14	4												
827800 - Early Vote Reporting	365	243	66.58		134	93												
828700 8287	2	0	0.00		0	0												
828700 - Absentee Reporting	2	0	0.00		0	0												
828700 - Early Vote Reporting	2	2	100.00		*****													
828900 8289	0	0	0.00		0	0												
828900 - Absentee Reporting	0	0	0.00		0	0												
828900 - Early Vote Reporting	0	0	0.00		0	0												

Insufficient Turnout to Protect Voter Privacy *****

Insufficient Turnout to Protect Voter Privacy *****

Insufficient Turnout to Protect Voter Privacy *****

Insufficient Turnout to Protect Voter Privacy *****

Insufficient Turnout to Protect Voter Privacy *****

Insufficient Turnout to Protect Voter Privacy *****

10-13-07 10:57

November 6, 2012

100009	NONPARTISAN STATE ASSEMBLY DIST. 26													
	Registration	Ballots Cast	Turnout (%)		Kimmer, Randy	Petzak, Rodney R.								
829000 8290	0	0	0.00		0	0								
829000 - Absentee Reporting	0	0	0.00		0	0								
829000 - Early Vote Reporting	0	0	0.00		0	0								
829100 8291	0	0	0.00		0	0								
829100 - Absentee Reporting	0	0	0.00		0	0								
829100 - Early Vote Reporting	0	0	0.00		0	0								
829300 8293	0	0	0.00		0	0								
829300 - Absentee Reporting	0	0	0.00		0	0								
829300 - Early Vote Reporting	0	0	0.00		0	0								
829400 8294	2	0	0.00		0	0								
829400 - Absentee Reporting	2	0	0.00		0	0								
829400 - Early Vote Reporting	2	2	100.00											
910100 - Absentee Reporting	0	0	0.00		0	0								
910200 - Absentee Reporting	0	0	0.00		0	0								
910600 - Absentee Reporting	0	0	0.00		0	0								
911600 - Absentee Reporting	0	0	0.00		0	0								
912100 - Absentee Reporting	0	0	0.00		0	0								
912400 - Absentee Reporting	0	0	0.00		0	0								
912800 - Absentee Reporting	0	0	0.00		0	0								
920500 - Absentee Reporting	0	0	0.00		0	0								
920800 - Absentee Reporting	0	0	0.00		0	0								
921000 - Absentee Reporting	0	0	0.00		0	0								
921100 - Absentee Reporting	0	0	0.00		0	0								
921400 - Absentee Reporting	0	0	0.00		0	0								
921500 - Absentee Reporting	0	0	0.00		0	0								
922700 - Absentee Reporting	0	0	0.00		0	0								
922800 - Absentee Reporting	0	0	0.00		0	0								
922900 - Absentee Reporting	0	0	0.00		0	0								
923000 - Absentee Reporting	0	0	0.00		0	0								
923100 - Absentee Reporting	0	0	0.00		0	0								
923200 - Absentee Reporting	0	0	0.00		0	0								
923300 - Absentee Reporting	0	0	0.00		0	0								
923400 - Absentee Reporting	0	0	0.00		0	0								
923700 - Absentee Reporting	0	0	0.00		0	0								
923900 - Absentee Reporting	0	0	0.00		0	0								
924000 - Absentee Reporting	0	0	0.00		0	0								
924300 - Absentee Reporting	0	0	0.00		0	0								
924400 - Absentee Reporting	0	0	0.00		0	0								
924500 - Absentee Reporting	0	0	0.00		0	0								
924600 - Absentee Reporting	0	0	0.00		0	0								
924700 - Absentee Reporting	0	0	0.00		0	0								
924900 - Absentee Reporting	0	0	0.00		0	0								
925100 - Absentee Reporting	0	0	0.00		0	0								
Precinct Totals	43515	9062	20.83		5199	3004								
Absentee Reporting Totals	43515	4457	10.24		2552	1409								
Early Vote Reporting Totals	43515	21888	50.30		12175	8459								
Grand Totals	43515	35407	81.37		19926	12872								
UNITED STATES SENATOR	43515	35407	81.37		19926	12872								
DISTRICT 2	43515	35407	81.37		19926	12872								
26TH	43515	35407	81.37		19926	12872								
1	7269	5575	76.70		3083	1989								
RENO	20261	15958	78.76		7831	6886								
RENO-VERDI	36246	29832	82.30		16843	10883								

***** Insufficient Turnout to Protect Voter Privacy *****

10-12-12 10:54

WASHOE COUNTY Statement of Vote
GENERAL ELECTION

November 6,2012

100010		NONPARTISAN STATE ASSEMBLY DIST. 27													
	Registration	Ballots Cast	Turnout (%)		Benitez-Thompson, Teresa	Taber, Tom									137
100300 1003	1404	360	25.64		226	109									
100300 - Absentee Reporting	1404	99	7.05		56	33									
100300 - Early Vote Reporting	1404	630	44.87		421	177									
101000 1010	1197	287	23.98		118	148									
101000 - Absentee Reporting	1197	111	9.27		60	40									
101000 - Early Vote Reporting	1197	634	52.97		385	223									
101200 1012	310	77	24.84		41	30									
101200 - Absentee Reporting	310	23	7.42		17	4									
101200 - Early Vote Reporting	310	119	38.39		67	46									
101600 1016	1072	300	27.99		148	114									
101600 - Absentee Reporting	1072	71	6.62		32	32									
101600 - Early Vote Reporting	1072	350	32.65		207	116									
103200 1032	581	151	25.99		58	81									
103200 - Absentee Reporting	581	60	10.33		33	20									
103200 - Early Vote Reporting	581	297	51.12		190	100									
104300 1043	869	169	19.45		86	75									
104300 - Absentee Reporting	869	70	8.06		34	26									
104300 - Early Vote Reporting	869	353	40.62		220	115									
105600 1056	974	207	21.25		88	104									
105600 - Absentee Reporting	974	71	7.29		47	13									
105600 - Early Vote Reporting	974	502	51.54		273	208									
400300 4003	834	195	23.38		99	77									
400300 - Absentee Reporting	834	78	9.35		39	35									
400300 - Early Vote Reporting	834	353	42.33		231	105									
400500 4005	536	112	20.90		60	44									
400500 - Absentee Reporting	536	41	7.65		25	14									
400500 - Early Vote Reporting	536	177	33.02		117	52									
400700 4007	16	4	25.00		*****										
400700 - Absentee Reporting	16	1	6.25		*****										
400700 - Early Vote Reporting	16	3	18.75		*****										
400800 4008	0	0	0.00		0	0									
400800 - Absentee Reporting	0	0	0.00		0	0									
400800 - Early Vote Reporting	0	0	0.00		0	0									
400900 4009	459	127	27.67		57	64									
400900 - Absentee Reporting	459	51	11.11		23	25									
400900 - Early Vote Reporting	459	163	35.51		94	64									
401200 4012	814	211	25.92		95	93									
401200 - Absentee Reporting	814	43	5.28		17	21									
401200 - Early Vote Reporting	814	286	35.14		176	89									
401400 4014	1055	201	19.05		96	85									
401400 - Absentee Reporting	1055	77	7.30		42	31									
401400 - Early Vote Reporting	1055	493	46.73		289	172									
401600 4016	1209	291	24.07		133	132									
401600 - Absentee Reporting	1209	74	6.12		44	22									
401600 - Early Vote Reporting	1209	461	38.13		265	154									
401800 4018	0	0	0.00		0	0									
401800 - Absentee Reporting	0	0	0.00		0	0									
401800 - Early Vote Reporting	0	0	0.00		0	0									
402000 4020	333	91	27.33		54	26									
402000 - Absentee Reporting	333	17	5.11		8	8									
402000 - Early Vote Reporting	333	116	34.83		79	30									
402100 4021	202	55	27.23		18	29									
402100 - Absentee Reporting	202	18	8.91		6	10									
402100 - Early Vote Reporting	202	90	44.55		39	47									
402300 4023	605	116	19.17		56	54									
402300 - Absentee Reporting	605	56	9.26		29	23									
402300 - Early Vote Reporting	605	271	44.79		142	112									
403200 4032	1155	326	28.23		141	158									
403200 - Absentee Reporting	1155	96	8.31		43	44									
403200 - Early Vote Reporting	1155	505	43.72		246	237									

 Insufficient Turnout to Protect Voter Privacy *****

 Insufficient Turnout to Protect Voter Privacy *****

10-13-12-10-57

November 6, 2012

NONPARTISAN STATE ASSEMBLY DIST. 27

100010

	Registration	Ballots Cast	Turnout (%)	Beritez-Thompson, Teresa	Taber, Tom										
404200 4042	0	0	0.00	0	0										
404200 - Absentee Reporting	0	0	0.00	0	0										
404200 - Early Vote Reporting	0	0	0.00	0	0										
404300 4043	41	11	26.83	0	11										
404300 - Absentee Reporting	41	2	4.88	*****		Insufficient Turnout to Protect Voter Privacy									*****
404300 - Early Vote Reporting	41	22	53.66	3	18										
404700 4047	63	24	38.10	16	8										
404700 - Absentee Reporting	63	5	7.94	*****		Insufficient Turnout to Protect Voter Privacy									*****
404700 - Early Vote Reporting	63	25	39.68	9	16										
405100 4051	0	0	0.00	0	0										
405100 - Absentee Reporting	0	0	0.00	0	0										
405100 - Early Vote Reporting	0	0	0.00	0	0										
405200 4052	0	0	0.00	0	0										
405200 - Absentee Reporting	0	0	0.00	0	0										
405200 - Early Vote Reporting	0	0	0.00	0	0										
500000 5000	720	200	27.78	115	73										
500000 - Absentee Reporting	720	53	7.36	27	24										
500000 - Early Vote Reporting	720	306	42.50	193	96										
500700 5007	75	15	20.00	5	8										
500700 - Absentee Reporting	75	11	14.67	5	2										
500700 - Early Vote Reporting	75	36	48.00	23	7										
500800 5008	681	164	24.08	95	59										
500800 - Absentee Reporting	681	51	7.49	31	13										
500800 - Early Vote Reporting	681	256	37.59	164	80										
501100 5011	870	191	21.95	84	89										
501100 - Absentee Reporting	870	70	8.05	33	29										
501100 - Early Vote Reporting	870	461	52.99	254	187										
501200 5012	470	106	22.55	56	44										
501200 - Absentee Reporting	470	35	7.45	20	12										
501200 - Early Vote Reporting	470	222	47.23	127	75										
501400 5014	774	139	17.96	74	58										
501400 - Absentee Reporting	774	58	7.49	24	27										
501400 - Early Vote Reporting	774	448	57.88	233	195										
501600 5016	1150	282	24.52	149	119										
501600 - Absentee Reporting	1150	113	9.83	47	57										
501600 - Early Vote Reporting	1150	480	41.74	264	194										
501800 5018	1015	244	24.04	122	107										
501800 - Absentee Reporting	1015	81	7.98	33	36										
501800 - Early Vote Reporting	1015	473	46.60	284	163										
502400 5024	1198	366	30.55	179	161										
502400 - Absentee Reporting	1198	91	7.60	51	34										
502400 - Early Vote Reporting	1198	452	37.73	277	153										
502600 5026	1117	252	22.56	143	92										
502600 - Absentee Reporting	1117	129	11.55	73	47										
502600 - Early Vote Reporting	1117	463	41.45	278	156										
503300 5033	816	219	26.84	115	91										
503300 - Absentee Reporting	816	60	7.35	30	23										
503300 - Early Vote Reporting	816	368	45.10	215	135										
503400 5034	866	186	21.48	96	78										
503400 - Absentee Reporting	866	74	8.55	29	40										
503400 - Early Vote Reporting	866	423	48.85	213	189										
503500 5035	1272	259	20.36	113	113										
503500 - Absentee Reporting	1272	100	7.86	44	33										
503500 - Early Vote Reporting	1272	606	47.64	358	208										
503600 5036	1287	270	20.98	124	125										
503600 - Absentee Reporting	1287	90	6.99	39	42										
503600 - Early Vote Reporting	1287	679	52.76	334	302										
504100 5041	643	147	22.86	81	57										
504100 - Absentee Reporting	643	57	8.86	17	29										
504100 - Early Vote Reporting	643	333	51.79	172	139										

10-15-11 10:37

November 6, 2012

NONPARTISAN STATE ASSEMBLY DIST. 27

100010		Registration	Ballots Cast	Turnout (%)	Benitez-Thompson, Teresa	Taber, Tom												
506200	5062	1262	285	22.58	135	132												
506200	- Absentee Reporting	1262	114	9.03	42	62												
506200	- Early Vote Reporting	1262	609	48.26	321	264												
730200	7302	4	1	25.00	*****	*****												
730200	- Absentee Reporting	4	0	0.00	0	0												
730200	- Early Vote Reporting	4	0	0.00	0	0												
730400	7304	461	125	27.11	59	54												
730400	- Absentee Reporting	461	25	5.42	16	9												
730400	- Early Vote Reporting	461	161	34.92	96	60												
730600	7306	84	36	42.86	23	12												
730600	- Absentee Reporting	84	10	11.90	4	6												
730600	- Early Vote Reporting	84	21	25.00	15	4												
730700	7307	21	5	23.81	*****	*****												
730700	- Absentee Reporting	21	1	4.76	*****	*****												
730700	- Early Vote Reporting	21	12	57.14	6	6												
731200	7312	713	180	25.25	97	74												
731200	- Absentee Reporting	713	43	6.03	20	21												
731200	- Early Vote Reporting	713	261	36.61	160	94												
731300	7313	230	60	26.09	33	22												
731300	- Absentee Reporting	230	13	5.65	7	6												
731300	- Early Vote Reporting	230	81	35.22	51	27												
731400	7314	697	164	23.53	83	75												
731400	- Absentee Reporting	697	32	4.59	19	12												
731400	- Early Vote Reporting	697	279	40.03	165	98												
731500	7315	5	2	40.00	*****	*****												
731500	- Absentee Reporting	5	0	0.00	0	0												
731500	- Early Vote Reporting	5	0	0.00	0	0												
731600	7316	1014	242	23.87	143	92												
731600	- Absentee Reporting	1014	55	5.42	31	20												
731600	- Early Vote Reporting	1014	377	37.18	243	118												
731700	7317	3	1	33.33	*****	*****												
731700	- Absentee Reporting	3	0	0.00	0	0												
731700	- Early Vote Reporting	3	1	33.33	*****	*****												
731800	7318	124	29	23.39	11	17												
731800	- Absentee Reporting	124	8	6.45	*****	*****												
731800	- Early Vote Reporting	124	49	39.52	28	18												
731900	7319	19	6	31.58	*****	*****												
731900	- Absentee Reporting	19	0	0.00	0	0												
731900	- Early Vote Reporting	19	9	47.37	*****	*****												
732000	7320	3	0	0.00	0	0												
732000	- Absentee Reporting	3	0	0.00	0	0												
732000	- Early Vote Reporting	3	2	66.67	*****	*****												
750100	7501	298	73	24.50	34	39												
750100	- Absentee Reporting	298	17	5.70	9	7												
750100	- Early Vote Reporting	298	147	49.33	87	55												
750400	7504	1124	288	25.62	128	146												
750400	- Absentee Reporting	1124	78	6.94	31	39												
750400	- Early Vote Reporting	1124	489	43.51	279	188												
750500	7505	316	75	23.73	47	28												
750500	- Absentee Reporting	316	28	8.86	15	12												
750500	- Early Vote Reporting	316	121	38.29	71	40												
750700	7507	293	107	36.52	41	60												
750700	- Absentee Reporting	293	15	5.12	9	6												
750700	- Early Vote Reporting	293	94	32.08	52	40												
750900	7509	9	3	33.33	*****	*****												
750900	- Absentee Reporting	9	1	11.11	*****	*****												
750900	- Early Vote Reporting	9	3	33.33	*****	*****												
751400	7514	544	135	24.82	74	55												
751400	- Absentee Reporting	544	45	8.27	24	18												
751400	- Early Vote Reporting	544	184	33.82	109	68												

Insufficient Turnout to Protect Voter Privacy *****

Insufficient Turnout to Protect Voter Privacy *****
Insufficient Turnout to Protect Voter Privacy *****

Insufficient Turnout to Protect Voter Privacy *****

Insufficient Turnout to Protect Voter Privacy *****

Insufficient Turnout to Protect Voter Privacy *****

Insufficient Turnout to Protect Voter Privacy *****

Insufficient Turnout to Protect Voter Privacy *****

Insufficient Turnout to Protect Voter Privacy *****

Insufficient Turnout to Protect Voter Privacy *****

Insufficient Turnout to Protect Voter Privacy *****

Insufficient Turnout to Protect Voter Privacy *****

Insufficient Turnout to Protect Voter Privacy *****

Insufficient Turnout to Protect Voter Privacy *****

10-7-2017 10:37

WASHOE COUNTY Statement of Vote
GENERAL ELECTION

100010		NONPARTISAN STATE ASSEMBLY DIST. 27											
	Registration	Ballots Cast	Turnout (%)		Benitez-Thompson, Teresa	Taber, Tom							
753300 7533	268	85	31.72		50	33							
753300 - Absentee Reporting	268	17	6.34		7	8							
753300 - Early Vote Reporting	268	78	29.10		38	38							
756200 7562	0	0	0.00		0	0							
756200 - Absentee Reporting	0	0	0.00		0	0							
756200 - Early Vote Reporting	0	0	0.00		0	0							
756300 7563	61	12	19.67		5	4							
756300 - Absentee Reporting	61	7	11.48		*****								
756300 - Early Vote Reporting	61	21	34.43		13	8							
757000 7570	104	26	25.00		6	17							
757000 - Absentee Reporting	104	12	11.54		4	5							
757000 - Early Vote Reporting	104	37	35.58		14	23							
757100 7571	77	19	24.68		7	12							
757100 - Absentee Reporting	77	8	10.39		*****								
757100 - Early Vote Reporting	77	42	54.55		18	22							
757200 7572	23	1	4.35		*****								
757200 - Absentee Reporting	23	4	17.39		*****								
757200 - Early Vote Reporting	23	12	52.17		6	6							
758600 7586	247	61	24.70		21	38							
758600 - Absentee Reporting	247	33	13.36		20	10							
758600 - Early Vote Reporting	247	110	44.53		52	56							
758700 7587	16	0	0.00		0	0							
758700 - Absentee Reporting	16	4	25.00		*****								
758700 - Early Vote Reporting	16	11	68.75		3	8							
912000 - Absentee Reporting	0	0	0.00		0	0							
912900 - Absentee Reporting	0	0	0.00		0	0							
930300 - Absentee Reporting	0	0	0.00		0	0							
930400 - Absentee Reporting	0	0	0.00		0	0							
930700 - Absentee Reporting	0	0	0.00		0	0							
930800 - Absentee Reporting	0	0	0.00		0	0							
930900 - Absentee Reporting	0	0	0.00		0	0							
931000 - Absentee Reporting	0	0	0.00		0	0							
931100 - Absentee Reporting	0	0	0.00		0	0							
931200 - Absentee Reporting	0	0	0.00		0	0							
954100 - Absentee Reporting	0	0	0.00		0	0							
954600 - Absentee Reporting	0	0	0.00		0	0							
955500 - Absentee Reporting	0	0	0.00		0	0							
955600 - Absentee Reporting	0	0	0.00		0	0							
Precinct Totals	34703	8376	24.14		4148	3638							
Absentee Reporting Totals	34703	2707	7.80		1333	1111							
Early Vote Reporting Totals	34703	15067	43.42		8680	5607							
Grand Totals	34703	26150	75.35		14161	10356							
UNITED STATES SENATOR	34703	26150	75.35		14161	10356							
DISTRICT 2	34703	26150	75.35		14161	10356							
Senate District 15	34703	26150	75.35		14161	10356							
27TH	34703	26150	75.35		14161	10356							
1	19185	14910	77.72		8110	5838							
RENO	27945	21356	76.42		11550	8386							
RENO-VERDI	28752	21988	76.47		11823	8719							

Insufficient Turnout to Protect Voter Privacy *****

Insufficient Turnout to Protect Voter Privacy *****

Insufficient Turnout to Protect Voter Privacy *****
Insufficient Turnout to Protect Voter Privacy *****

Insufficient Turnout to Protect Voter Privacy *****

100010-10

WASHOE COUNTY Statement of Vote
GENERAL ELECTION

100011		NONPARTISAN STATE ASSEMBLY DIST. 30											
	Registration	Ballots Cast	Turnout (%)	Lightfoot, Ken	Sprinkle, Michael								
300200 3002	12	1	8.33			*****							
300200 - Absentee Reporting	12	3	25.00			*****							
300200 - Early Vote Reporting	12	5	41.67			*****							
300300 3003	3	0	0.00	0	0								
300300 - Absentee Reporting	3	3	100.00			*****							
300300 - Early Vote Reporting	3	0	0.00	0	0								
300500 3005	85	15	17.65	3	10								
300500 - Absentee Reporting	85	7	8.24			*****							
300500 - Early Vote Reporting	85	23	27.06	2	20								
300600 3006	66	6	9.09			*****							
300600 - Absentee Reporting	66	12	18.18	5	7								
300600 - Early Vote Reporting	66	37	56.06	14	23								
301300 3013	7	0	0.00	0	0								
301300 - Absentee Reporting	7	3	42.86			*****							
301300 - Early Vote Reporting	7	2	28.57			*****							
301400 3014	83	18	21.69	8	10								
301400 - Absentee Reporting	83	8	9.64			*****							
301400 - Early Vote Reporting	83	35	42.17	10	22								
301500 3015	53	6	11.32			*****							
301500 - Absentee Reporting	53	0	0.00	0	0								
301500 - Early Vote Reporting	53	8	15.09			*****							
301700 3017	1005	221	21.99	51	154								
301700 - Absentee Reporting	1005	92	9.15	24	58								
301700 - Early Vote Reporting	1005	402	40.00	90	279								
301900 3019	713	111	15.57	34	66								
301900 - Absentee Reporting	713	40	5.61	14	22								
301900 - Early Vote Reporting	713	313	43.90	97	190								
302100 3021	14	3	21.43			*****							
302100 - Absentee Reporting	14	2	14.29			*****							
302100 - Early Vote Reporting	14	7	50.00			*****							
302200 3022	979	222	22.68	84	115								
302200 - Absentee Reporting	979	56	5.72	24	26								
302200 - Early Vote Reporting	979	486	49.64	177	274								
302300 3023	441	130	29.48	38	86								
302300 - Absentee Reporting	441	26	5.90	12	12								
302300 - Early Vote Reporting	441	141	31.97	40	94								
302400 3024	1105	172	15.57	77	84								
302400 - Absentee Reporting	1105	64	5.79	23	32								
302400 - Early Vote Reporting	1105	636	57.56	254	347								
302500 3025	5	0	0.00	0	0								
302500 - Absentee Reporting	5	0	0.00	0	0								
302500 - Early Vote Reporting	5	5	100.00			*****							
302700 3027	12	3	25.00			*****							
302700 - Absentee Reporting	12	2	16.67			*****							
302700 - Early Vote Reporting	12	5	41.67			*****							
302900 3029	339	38	11.21	22	15								
302900 - Absentee Reporting	339	25	7.37	12	13								
302900 - Early Vote Reporting	339	204	60.18	98	96								
303300 3033	188	33	17.55	12	19								
303300 - Absentee Reporting	188	8	4.26			*****							
303300 - Early Vote Reporting	188	73	38.83	31	38								
303400 3034	0	0	0.00	0	0								
303400 - Absentee Reporting	0	0	0.00	0	0								
303400 - Early Vote Reporting	0	1	0.00			*****							
303500 3035	0	0	0.00	0	0								
303500 - Absentee Reporting	0	0	0.00	0	0								
303500 - Early Vote Reporting	0	0	0.00	0	0								
402200 4022	90	10	11.11	2	7								
402200 - Absentee Reporting	90	12	13.33	1	11								
402200 - Early Vote Reporting	90	51	56.67	16	33								

10-11-12 10:57

WASHOE COUNTY Statement of Vote
GENERAL ELECTION

NONPARTISAN STATE ASSEMBLY DIST. 30

100011	Registration	Ballots Cast	Turnout (%)	Lightfoot, Ken	Sprinkle, Michael											
610000 6100	686	152	22.16	46	99											
610000 - Absentee Reporting	686	59	8.60	17	38											
610000 - Early Vote Reporting	686	269	39.21	70	188											
610100 6101	214	44	20.56	15	28											
610100 - Absentee Reporting	214	17	7.94	1	15											
610100 - Early Vote Reporting	214	62	28.97	15	40											
610200 6102	200	64	32.00	22	40											
610200 - Absentee Reporting	200	9	4.50	*****	*****											
610200 - Early Vote Reporting	200	46	23.00	9	36											
610400 6104	0	0	0.00	0	0											
610400 - Absentee Reporting	0	0	0.00	0	0											
610400 - Early Vote Reporting	0	0	0.00	0	0											
610500 6105	334	100	29.94	44	50											
610500 - Absentee Reporting	334	17	5.09	3	14											
610500 - Early Vote Reporting	334	127	38.02	36	85											
610600 6106	524	128	24.43	48	73											
610600 - Absentee Reporting	524	32	6.11	16	14											
610600 - Early Vote Reporting	524	242	46.18	94	132											
610700 6107	161	28	17.39	6	17											
610700 - Absentee Reporting	161	14	8.70	7	5											
610700 - Early Vote Reporting	161	48	29.81	27	20											
610800 6108	1052	251	23.86	104	137											
610800 - Absentee Reporting	1052	55	5.23	20	30											
610800 - Early Vote Reporting	1052	400	38.02	140	234											
610900 6109	619	171	27.63	75	83											
610900 - Absentee Reporting	619	42	6.79	20	22											
610900 - Early Vote Reporting	619	267	43.13	90	162											
611000 6110	780	173	22.18	82	75											
611000 - Absentee Reporting	780	73	9.36	18	47											
611000 - Early Vote Reporting	780	326	41.79	125	189											
611100 6111	791	197	24.91	69	113											
611100 - Absentee Reporting	791	51	6.45	19	29											
611100 - Early Vote Reporting	791	287	36.28	92	181											
611300 6113	563	129	22.91	54	69											
611300 - Absentee Reporting	563	19	3.37	6	11											
611300 - Early Vote Reporting	563	251	44.58	84	151											
611400 6114	1099	225	20.47	94	120											
611400 - Absentee Reporting	1099	65	5.91	28	27											
611400 - Early Vote Reporting	1099	458	41.67	147	287											
611500 6115	33	4	12.12	*****	*****											
611500 - Absentee Reporting	33	9	27.27	*****	*****											
611500 - Early Vote Reporting	33	11	33.33	3	7											
620200 6202	1265	301	23.79	121	161											
620200 - Absentee Reporting	1265	94	7.43	43	48											
620200 - Early Vote Reporting	1265	561	44.35	199	333											
620300 6203	431	105	24.36	30	63											
620300 - Absentee Reporting	431	22	5.10	3	16											
620300 - Early Vote Reporting	431	177	41.07	36	125											
620500 6205	994	231	23.24	71	151											
620500 - Absentee Reporting	994	69	6.94	28	34											
620500 - Early Vote Reporting	994	427	42.96	104	310											
620600 6206	191	58	30.37	14	42											
620600 - Absentee Reporting	191	10	5.24	3	7											
620600 - Early Vote Reporting	191	44	23.04	10	31											
620700 6207	0	0	0.00	0	0											
620700 - Absentee Reporting	0	0	0.00	0	0											
620700 - Early Vote Reporting	0	0	0.00	0	0											
621000 6210	813	201	24.72	97	96											
621000 - Absentee Reporting	813	76	9.35	29	43											
621000 - Early Vote Reporting	813	342	42.07	119	209											

10-10-12

WASHOE COUNTY Statement of Vote
GENERAL ELECTION

100011		NONPARTISAN STATE ASSEMBLY DIST. 30												
		Registration	Ballots Cast	Turnout (%)		Lightfoot, Ken	Sprintle, Michael							
621200 6212		350	86	24.57		45	34							
621200 - Absentee Reporting		350	30	8.57		16	13							
621200 - Early Vote Reporting		350	162	46.29		82	78							
621700 6217		0	0	0.00		0	0							
621700 - Absentee Reporting		0	0	0.00		0	0							
621700 - Early Vote Reporting		0	0	0.00		0	0							
621800 6218		0	0	0.00		0	0							
621800 - Absentee Reporting		0	0	0.00		0	0							
621800 - Early Vote Reporting		0	0	0.00		0	0							
630000 6300		862	237	27.49		119	101							
630000 - Absentee Reporting		862	56	6.50		19	33							
630000 - Early Vote Reporting		862	410	47.56		193	205							
630200 6302		866	205	23.67		93	101							
630200 - Absentee Reporting		866	45	5.20		14	28							
630200 - Early Vote Reporting		866	351	40.53		122	216							
630300 6303		55	2	3.64		*****								
630300 - Absentee Reporting		55	25	45.45		14	11							
630300 - Early Vote Reporting		55	13	23.64		6	7							
630600 6306		1000	206	20.60		82	104							
630600 - Absentee Reporting		1000	76	7.60		26	42							
630600 - Early Vote Reporting		1000	437	43.70		151	259							
630700 6307		1292	331	25.62		134	176							
630700 - Absentee Reporting		1292	101	7.82		50	44							
630700 - Early Vote Reporting		1292	609	47.14		240	347							
630800 6308		1110	195	17.57		115	71							
630800 - Absentee Reporting		1110	191	17.21		87	94							
630800 - Early Vote Reporting		1110	597	53.78		333	232							
631000 6310		717	168	23.43		86	74							
631000 - Absentee Reporting		717	57	7.95		21	30							
631000 - Early Vote Reporting		717	339	47.28		154	177							
631400 6314		659	177	26.86		100	65							
631400 - Absentee Reporting		659	52	7.89		23	22							
631400 - Early Vote Reporting		659	276	41.88		133	135							
631700 6317		0	0	0.00		0	0							
631700 - Absentee Reporting		0	0	0.00		0	0							
631700 - Early Vote Reporting		0	0	0.00		0	0							
642700 6427		0	0	0.00		0	0							
642700 - Absentee Reporting		0	0	0.00		0	0							
642700 - Early Vote Reporting		0	0	0.00		0	0							
650000 6500		989	221	22.35		113	96							
650000 - Absentee Reporting		989	59	5.97		31	27							
650000 - Early Vote Reporting		989	535	54.10		266	254							
650100 6501		1335	301	22.55		149	127							
650100 - Absentee Reporting		1335	88	6.59		48	31							
650100 - Early Vote Reporting		1335	702	52.58		326	357							
651400 6514		1083	316	29.18		134	156							
651400 - Absentee Reporting		1083	69	6.37		26	36							
651400 - Early Vote Reporting		1083	447	41.27		180	245							
651600 6516		1108	257	23.19		134	107							
651600 - Absentee Reporting		1108	61	5.51		30	25							
651600 - Early Vote Reporting		1108	575	51.90		252	298							
652200 6522		405	74	18.27		41	30							
652200 - Absentee Reporting		405	43	10.62		33	10							
652200 - Early Vote Reporting		405	227	56.05		138	74							
652300 6523		0	0	0.00		0	0							
652300 - Absentee Reporting		0	0	0.00		0	0							
652300 - Early Vote Reporting		0	0	0.00		0	0							
652600 6526		534	117	21.91		56	54							
652600 - Absentee Reporting		534	54	10.11		26	25							
652600 - Early Vote Reporting		534	239	44.76		99	126							

***** Insufficient Turnout to Protect Voter Privacy *****

11-10-12

November 6, 2012

100011		NONPARTISAN STATE ASSEMBLY DIST. 30												
	Registration	Ballots Cast	Turnout (%)		Lightfoot, Ken	Sprinkle, Michael								
652800 6528	0	0	0.00		0	0								
652800 - Absentee Reporting	0	0	0.00		0	0								
652800 - Early Vote Reporting	0	0	0.00		0	0								
730800 7308	30	2	6.67		*****									
730800 - Absentee Reporting	30	12	40.00		5	7								
730800 - Early Vote Reporting	30	11	36.67		7	4								
730900 7309	9	1	11.11		*****									
730900 - Absentee Reporting	9	0	0.00		0	0								
730900 - Early Vote Reporting	9	7	77.78		*****									
740200 7402	954	277	29.04		125	132								
740200 - Absentee Reporting	954	51	5.35		23	24								
740200 - Early Vote Reporting	954	376	39.41		189	179								
750000 7500	179	21	11.73		14	7								
750000 - Absentee Reporting	179	36	20.11		19	14								
750000 - Early Vote Reporting	179	97	54.19		58	35								
751200 7512	100	18	18.00		13	5								
751200 - Absentee Reporting	100	9	9.00		*****									
751200 - Early Vote Reporting	100	59	59.00		34	22								
751800 7518	1	0	0.00		0	0								
751800 - Absentee Reporting	1	0	0.00		0	0								
751800 - Early Vote Reporting	1	0	0.00		0	0								
755000 7550	28	6	21.43		*****									
755000 - Absentee Reporting	28	3	10.71		*****									
755000 - Early Vote Reporting	28	12	42.86		4	8								
757700 7577	264	74	28.03		31	38								
757700 - Absentee Reporting	264	10	3.79		4	5								
757700 - Early Vote Reporting	264	113	42.80		40	63								
758800 7588	30	5	16.67		*****									
758800 - Absentee Reporting	30	2	6.67		*****									
758800 - Early Vote Reporting	30	16	53.33		9	7								
821200 8212	9	1	11.11		*****									
821200 - Absentee Reporting	9	0	0.00		0	0								
821200 - Early Vote Reporting	9	6	66.67		*****									
840000 8400	0	0	0.00		0	0								
840000 - Absentee Reporting	0	0	0.00		0	0								
840000 - Early Vote Reporting	0	0	0.00		0	0								
920700 - Absentee Reporting	0	0	0.00		0	0								
924800 - Absentee Reporting	0	0	0.00		0	0								
950100 - Absentee Reporting	0	0	0.00		0	0								
952600 - Absentee Reporting	0	0	0.00		0	0								
953200 - Absentee Reporting	0	0	0.00		0	0								
Precinct Totals	29919	6849	22.89		2926	3477								
Absentee Reporting Totals	29919	2226	7.44		922	1135								
Early Vote Reporting Totals	29919	13395	44.77		5270	7482								
Grand Totals	29919	22470	75.10		9118	12094								
UNITED STATES SENATOR	29919	22470	75.10		9118	12094								
DISTRICT 2	29919	22470	75.10		9118	12094								
Senate District 13	29919	22470	75.10		9118	12094								
30TH	29919	22470	75.10		9118	12094								
4	16017	12478	77.90		5565	6257								
RENO	5200	3786	72.81		1315	2203								
RENO-VERDI	5209	3793	72.82		1319	2206								

12-1054

WASHOE COUNTY Statement of Vote
GENERAL ELECTION

NONPARTISAN STATE ASSEMBLY DIST. 31

100012	Registration	Ballots Cast	Turnout (%)	Daly, Richard "Skip"	Espinosa, David													
401700 4017	1019	286	28.07	175	100													
401700 - Absentee Reporting	1019	47	4.61	28	17													
401700 - Early Vote Reporting	1019	355	34.84	238	104													
402400 4024	479	127	26.51	66	54													
402400 - Absentee Reporting	479	26	5.43	13	13													
402400 - Early Vote Reporting	479	177	36.95	83	83													
403500 4035	1381	375	27.15	212	148													
403500 - Absentee Reporting	1381	79	5.72	40	29													
403500 - Early Vote Reporting	1381	559	40.48	290	248													
403600 4036	705	172	24.40	96	70													
403600 - Absentee Reporting	705	40	5.67	21	18													
403600 - Early Vote Reporting	705	308	43.69	172	122													
403700 4037	1006	269	26.74	134	117													
403700 - Absentee Reporting	1006	68	6.76	38	25													
403700 - Early Vote Reporting	1006	418	41.55	198	206													
403900 4039	1231	337	27.38	158	155													
403900 - Absentee Reporting	1231	83	6.74	50	27													
403900 - Early Vote Reporting	1231	509	41.35	303	189													
404000 4040	1	0	0.00	0	0													
404000 - Absentee Reporting	1	0	0.00	0	0													
404000 - Early Vote Reporting	1	0	0.00	0	0													
404600 4046	77	13	16.88	9	4													
404600 - Absentee Reporting	77	3	3.90															
404600 - Early Vote Reporting	77	25	32.47	16	7													
620800 6208	603	178	29.52	96	72													
620800 - Absentee Reporting	603	47	7.79	30	12													
620800 - Early Vote Reporting	603	247	40.96	159	72													
620900 6209	422	116	27.49	78	35													
620900 - Absentee Reporting	422	28	6.64	17	8													
620900 - Early Vote Reporting	422	186	44.08	118	59													
621100 6211	1116	302	27.06	168	122													
621100 - Absentee Reporting	1116	62	5.56	35	25													
621100 - Early Vote Reporting	1116	527	47.22	326	183													
621300 6213	684	188	27.49	106	74													
621300 - Absentee Reporting	684	48	7.02	31	14													
621300 - Early Vote Reporting	684	277	40.50	171	97													
621400 6214	687	185	26.93	103	74													
621400 - Absentee Reporting	687	52	7.57	29	19													
621400 - Early Vote Reporting	687	327	47.60	180	136													
621600 6216	723	178	24.62	94	78													
621600 - Absentee Reporting	723	49	6.78	29	20													
621600 - Early Vote Reporting	723	339	46.89	203	130													
631100 6311	846	225	26.60	127	87													
631100 - Absentee Reporting	846	53	6.26	22	28													
631100 - Early Vote Reporting	846	412	48.70	253	139													
631300 6313	1153	309	26.80	118	170													
631300 - Absentee Reporting	1153	87	7.55	41	39													
631300 - Early Vote Reporting	1153	535	46.40	270	250													
631900 6319	462	123	26.62	61	58													
631900 - Absentee Reporting	462	32	6.93	10	22													
631900 - Early Vote Reporting	462	254	54.98	113	134													
632000 6320	784	178	22.70	71	92													
632000 - Absentee Reporting	784	48	6.12	16	26													
632000 - Early Vote Reporting	784	400	51.02	198	189													
640000 6400	312	92	29.49	39	46													
640000 - Absentee Reporting	312	24	7.69	16	5													
640000 - Early Vote Reporting	312	132	42.31	68	61													
640300 6403	1344	292	21.73	136	148													
640300 - Absentee Reporting	1344	77	5.73	35	35													
640300 - Early Vote Reporting	1344	768	57.14	373	377													

***** Insufficient Turnout to Protect Voter Privacy *****

12/10/12

WASHOE COUNTY Statement of Vote
GENERAL ELECTION

100012		NONPARTISAN STATE ASSEMBLY DIST. 31													
	Registration	Ballots Cast	Turnout (%)		Daly, Richard "Skip"	Espinosa, David									
640500 6405	885	143	16.16		60	75									
640500 - Absentee Reporting	885	65	7.34		36	22									
640500 - Early Vote Reporting	885	524	59.21		232	277									
640700 6407	690	129	18.70		43	76									
640700 - Absentee Reporting	690	50	7.25		16	27									
640700 - Early Vote Reporting	690	367	53.19		169	186									
641100 6411	992	197	19.86		86	97									
641100 - Absentee Reporting	992	81	8.17		35	41									
641100 - Early Vote Reporting	992	602	60.69		260	330									
641300 6413	1212	334	27.56		128	188									
641300 - Absentee Reporting	1212	104	8.58		49	50									
641300 - Early Vote Reporting	1212	606	50.00		281	310									
641500 6415	718	142	19.78		53	83									
641500 - Absentee Reporting	718	73	10.17		24	42									
641500 - Early Vote Reporting	718	410	57.10		146	252									
641600 6416	1301	272	20.91		113	141									
641600 - Absentee Reporting	1301	101	7.76		49	48									
641600 - Early Vote Reporting	1301	719	55.27		316	373									
641800 6418	1058	285	26.94		108	166									
641800 - Absentee Reporting	1058	60	5.67		25	27									
641800 - Early Vote Reporting	1058	559	52.84		214	323									
642200 6422	1298	273	21.03		94	170									
642200 - Absentee Reporting	1298	120	9.24		37	76									
642200 - Early Vote Reporting	1298	753	58.01		288	450									
642300 6423	642	166	25.86		76	84									
642300 - Absentee Reporting	642	40	6.23		15	23									
642300 - Early Vote Reporting	642	360	56.07		133	219									
642500 6425	1456	333	22.87		167	150									
642500 - Absentee Reporting	1456	93	6.39		35	55									
642500 - Early Vote Reporting	1456	768	52.75		334	400									
650300 6503	10	1	10.00		*****	*****									
650300 - Absentee Reporting	10	2	20.00		*****	*****									
650300 - Early Vote Reporting	10	4	40.00		*****	*****									
650800 6508	634	151	23.82		69	73									
650800 - Absentee Reporting	634	43	6.78		23	18									
650800 - Early Vote Reporting	634	353	55.68		183	152									
651100 6511	730	183	25.07		91	79									
651100 - Absentee Reporting	730	41	5.62		26	14									
651100 - Early Vote Reporting	730	339	46.44		190	137									
651300 6513	813	249	30.63		154	83									
651300 - Absentee Reporting	813	34	4.18		15	16									
651300 - Early Vote Reporting	813	339	41.70		213	115									
651900 6519	1380	357	25.87		176	174									
651900 - Absentee Reporting	1380	76	5.51		33	36									
651900 - Early Vote Reporting	1380	699	50.65		369	301									
652000 6520	529	135	25.52		67	62									
652000 - Absentee Reporting	529	28	5.29		15	7									
652000 - Early Vote Reporting	529	256	48.39		141	109									
652100 6521	352	43	12.22		21	19									
652100 - Absentee Reporting	352	19	5.40		8	9									
652100 - Early Vote Reporting	352	216	61.36		108	100									
652400 6524	894	216	24.16		99	113									
652400 - Absentee Reporting	894	65	7.27		37	22									
652400 - Early Vote Reporting	894	425	47.54		207	206									
652500 6525	119	25	21.01		13	10									
652500 - Absentee Reporting	119	2	1.68		*****	*****									
652500 - Early Vote Reporting	119	62	52.10		29	29									
652900 6529	0	0	0.00		0	0									
652900 - Absentee Reporting	0	0	0.00		0	0									
652900 - Early Vote Reporting	0	0	0.00		0	0									

12-10-51

Insufficient Turnout to Protect Voter Privacy

Insufficient Turnout to Protect Voter Privacy

WASHOE COUNTY Statement of Vote
GENERAL ELECTION

100012		NONPARTISAN STATE ASSEMBLY DIST. 31												
	Registration	Ballots Cast	Turnout (%)	Daly, Richard "Skip"	Espinosa, David									
740300	7403	6	0	0.00	0	0								
740300	- Absentee Reporting	6	0	0.00	0	0								
740300	- Early Vote Reporting	6	2	33.33	*****									
740400	7404	49	13	26.53	1	12								
740400	- Absentee Reporting	49	5	10.20	*****									
740400	- Early Vote Reporting	49	24	48.98	7	17								
740600	7406	7	0	0.00	0	0								
740600	- Absentee Reporting	7	0	0.00	0	0								
740600	- Early Vote Reporting	7	4	57.14	*****									
741000	7410	978	245	25.05	101	133								
741000	- Absentee Reporting	978	58	5.93	33	22								
741000	- Early Vote Reporting	978	476	48.67	228	232								
742400	7424	78	17	21.79	6	10								
742400	- Absentee Reporting	78	5	6.41	*****									
742400	- Early Vote Reporting	78	39	50.00	13	24								
742600	7426	26	4	15.38	*****									
742600	- Absentee Reporting	26	3	11.54	*****									
742600	- Early Vote Reporting	26	18	69.23	6	9								
743100	7431	65	8	12.31	*****									
743100	- Absentee Reporting	65	5	7.69	*****									
743100	- Early Vote Reporting	65	47	72.31	20	27								
750200	7502	1123	303	26.98	167	122								
750200	- Absentee Reporting	1123	58	5.16	38	17								
750200	- Early Vote Reporting	1123	493	43.90	301	174								
750300	7503	39	11	28.21	5	5								
750300	- Absentee Reporting	39	2	5.13	*****									
750300	- Early Vote Reporting	39	18	46.15	11	5								
750600	7506	506	129	25.49	51	71								
750600	- Absentee Reporting	506	52	10.28	18	30								
750600	- Early Vote Reporting	506	232	45.85	109	112								
750800	7508	86	42	48.84	30	11								
750800	- Absentee Reporting	86	6	6.98	*****									
750800	- Early Vote Reporting	86	18	20.93	11	6								
751300	7513	711	206	28.97	113	88								
751300	- Absentee Reporting	711	50	7.03	37	9								
751300	- Early Vote Reporting	711	246	34.60	164	78								
751700	7517	325	87	26.77	56	29								
751700	- Absentee Reporting	325	29	8.92	16	10								
751700	- Early Vote Reporting	325	138	42.46	85	46								
752000	7520	997	292	29.29	132	151								
752000	- Absentee Reporting	997	60	6.02	25	24								
752000	- Early Vote Reporting	997	398	39.92	217	173								
752700	7527	474	127	26.79	58	66								
752700	- Absentee Reporting	474	35	7.38	15	14								
752700	- Early Vote Reporting	474	214	45.15	138	72								
753400	7534	136	27	19.85	20	5								
753400	- Absentee Reporting	136	8	5.88	*****									
753400	- Early Vote Reporting	136	47	34.56	30	13								
753700	7537	158	38	24.05	19	18								
753700	- Absentee Reporting	158	11	6.96	7	3								
753700	- Early Vote Reporting	158	54	34.18	24	25								
754600	7546	0	0	0.00	0	0								
754600	- Absentee Reporting	0	0	0.00	0	0								
754600	- Early Vote Reporting	0	0	0.00	0	0								
755600	7556	12	4	33.33	*****									
755600	- Absentee Reporting	12	0	0.00	0	0								
755600	- Early Vote Reporting	12	3	25.00	*****									
755800	7558	2	2	100.00	*****									
755800	- Absentee Reporting	2	0	0.00	0	0								
755800	- Early Vote Reporting	2	0	0.00	0	0								

75102

WASHOE COUNTY Statement of Vote
GENERAL ELECTION

NONPARTISAN STATE ASSEMBLY DIST. 31

100012	Registration	Ballots Cast	Turnout (%)	Daly, Richard "Skip"	Espinosa, David									
756500 7565	14	5	35.71											
756500 - Absentee Reporting	14	2	14.29											
756500 - Early Vote Reporting	14	7	50.00											
756600 7566	0	0	0.00	0	0									
756600 - Absentee Reporting	0	0	0.00	0	0									
756600 - Early Vote Reporting	0	0	0.00	0	0									
756700 7567	0	0	0.00	0	0									
756700 - Absentee Reporting	0	0	0.00	0	0									
756700 - Early Vote Reporting	0	0	0.00	0	0									
757400 7574	0	0	0.00	0	0									
757400 - Absentee Reporting	0	0	0.00	0	0									
757400 - Early Vote Reporting	0	0	0.00	0	0									
941700 - Absentee Reporting	0	0	0.00	0	0									
951300 - Absentee Reporting	0	0	0.00	0	0									
952300 - Absentee Reporting	0	0	0.00	0	0									
Precinct Totals	36540	9139	25.01	4433	4281									
Absentee Reporting Totals	36540	2439	6.67	1194	1057									
Early Vote Reporting Totals	36540	17594	48.15	8913	8084									
Grand Totals	36540	29172	79.84	14540	13422									
UNITED STATES SENATOR	36540	29172	79.84	14540	13422									
DISTRICT 2	36540	29172	79.84	14540	13422									
31ST	36540	29172	79.84	14540	13422									
4	26058	21442	82.29	10279	10293									
RENO	5899	4276	72.49	2342	1737									
RENO-VERDI	8134	5993	73.68	3206	2518									

Insufficient Turnout to Protect Voter Privacy *****

Insufficient Turnout to Protect Voter Privacy *****

Insufficient Turnout to Protect Voter Privacy *****

7561-01

WASHOE COUNTY Statement of Vote
GENERAL ELECTION

NONPARTISAN STATE ASSEMBLY DIST. 32

100013	Registration	Ballots Cast	Turnout (%)	Hansen, Ira													
401500 4015	0	0	0.00	0													
401500 - Absentee Reporting	0	0	0.00	0													
401500 - Early Vote Reporting	0	0	0.00	0													
401900 4019	874	237	27.12	178													
401900 - Absentee Reporting	874	44	5.03	28													
401900 - Early Vote Reporting	874	283	32.38	199													
402800 4028	0	0	0.00	0													
402800 - Absentee Reporting	0	0	0.00	0													
402800 - Early Vote Reporting	0	0	0.00	0													
402900 4029	0	0	0.00	0													
402900 - Absentee Reporting	0	0	0.00	0													
402900 - Early Vote Reporting	0	0	0.00	0													
404500 4045	729	179	24.55	123													
404500 - Absentee Reporting	729	22	3.02	20													
404500 - Early Vote Reporting	729	243	33.33	180													
630100 6301	135	49	36.30	42													
630100 - Absentee Reporting	135	13	9.63	10													
630100 - Early Vote Reporting	135	59	43.70	45													
630400 6304	0	0	0.00	0													
630400 - Absentee Reporting	0	0	0.00	0													
630400 - Early Vote Reporting	0	0	0.00	0													
631800 6318	104	28	26.92	27													
631800 - Absentee Reporting	104	9	8.65	*****													
631800 - Early Vote Reporting	104	40	38.46	32													
652700 6527	0	0	0.00	0													
652700 - Absentee Reporting	0	0	0.00	0													
652700 - Early Vote Reporting	0	0	0.00	0													
740000 7400	7	0	0.00	0													
740000 - Absentee Reporting	7	6	85.71	*****													
740000 - Early Vote Reporting	7	0	0.00	0													
740700 7407	945	258	27.30	227													
740700 - Absentee Reporting	945	62	6.56	41													
740700 - Early Vote Reporting	945	469	49.63	413													
740800 7408	424	105	24.76	88													
740800 - Absentee Reporting	424	52	12.26	44													
740800 - Early Vote Reporting	424	214	50.47	183													
741200 7412	582	290	49.83	217													
741200 - Absentee Reporting	582	31	5.33	23													
741200 - Early Vote Reporting	582	70	12.03	56													
741300 7413	4	0	0.00	0													
741300 - Absentee Reporting	4	2	50.00	*****													
741300 - Early Vote Reporting	4	2	50.00	*****													
741400 7414	1410	321	22.77	265													
741400 - Absentee Reporting	1410	93	6.60	74													
741400 - Early Vote Reporting	1410	738	52.34	609													
741500 7415	1257	292	23.23	231													
741500 - Absentee Reporting	1257	145	11.54	101													
741500 - Early Vote Reporting	1257	592	47.10	487													
741600 7416	1035	245	23.67	206													
741600 - Absentee Reporting	1035	93	8.99	74													
741600 - Early Vote Reporting	1035	516	49.86	425													
741700 7417	537	99	18.44	83													
741700 - Absentee Reporting	537	46	8.57	34													
741700 - Early Vote Reporting	537	310	57.73	242													
741800 7418	1134	230	20.28	190													
741800 - Absentee Reporting	1134	72	6.35	55													
741800 - Early Vote Reporting	1134	685	60.41	557													
742500 7425	956	235	24.58	200													
742500 - Absentee Reporting	956	69	7.22	56													
742500 - Early Vote Reporting	956	451	47.18	372													

10-10-12

100013		NONPARTISAN STATE ASSEMBLY DIST. 32									
	Registration	Ballots Cast	Turnout (%)	Hansen, Ira							
742800 7428	3	0	0.00	0							
742800 - Absentee Reporting	3	0	0.00	0							
742800 - Early Vote Reporting	3	3	100.00	*****	Insufficient Turnout to Protect Voter Privacy	*****					
743000 7430	940	265	28.19	226							
743000 - Absentee Reporting	940	68	7.23	48							
743000 - Early Vote Reporting	940	475	50.53	400							
743300 7433	139	18	12.95	17							
743300 - Absentee Reporting	139	38	27.34	32							
743300 - Early Vote Reporting	139	63	45.32	49							
751900 7519	593	207	34.91	162							
751900 - Absentee Reporting	593	60	10.12	44							
751900 - Early Vote Reporting	593	236	39.80	198							
752100 7521	70	0	0.00	0							
752100 - Absentee Reporting	70	51	72.86	36							
752100 - Early Vote Reporting	70	1	1.43	*****	Insufficient Turnout to Protect Voter Privacy	*****					
752200 7522	100	0	0.00	0							
752200 - Absentee Reporting	100	80	80.00	62							
752200 - Early Vote Reporting	100	0	0.00	0							
752500 7525	1148	324	28.22	283							
752500 - Absentee Reporting	1148	83	7.23	56							
752500 - Early Vote Reporting	1148	530	46.17	429							
752800 7528	579	142	24.53	117							
752800 - Absentee Reporting	579	38	6.56	24							
752800 - Early Vote Reporting	579	242	41.80	199							
752900 7529	289	7	2.42	*****	Insufficient Turnout to Protect Voter Privacy	*****					
752900 - Absentee Reporting	289	197	68.17	147							
752900 - Early Vote Reporting	289	22	7.61	20							
753100 7531	27	1	3.70	*****	Insufficient Turnout to Protect Voter Privacy	*****					
753100 - Absentee Reporting	27	12	44.44	7							
753100 - Early Vote Reporting	27	1	3.70	*****	Insufficient Turnout to Protect Voter Privacy	*****					
753900 7539	5	0	0.00	0							
753900 - Absentee Reporting	5	0	0.00	0							
753900 - Early Vote Reporting	5	5	100.00	*****	Insufficient Turnout to Protect Voter Privacy	*****					
754000 7540	363	125	34.44	102							
754000 - Absentee Reporting	363	29	7.99	25							
754000 - Early Vote Reporting	363	154	42.42	119							
754700 7547	41	0	0.00	0							
754700 - Absentee Reporting	41	25	60.98	16							
754700 - Early Vote Reporting	41	3	7.32	*****	Insufficient Turnout to Protect Voter Privacy	*****					
754800 7548	7	1	14.29	*****	Insufficient Turnout to Protect Voter Privacy	*****					
754800 - Absentee Reporting	7	0	0.00	0							
754800 - Early Vote Reporting	7	2	28.57	*****	Insufficient Turnout to Protect Voter Privacy	*****					
755200 7552	221	64	28.96	55							
755200 - Absentee Reporting	221	30	13.57	22							
755200 - Early Vote Reporting	221	95	42.99	79							
757300 7573	245	72	29.39	37							
757300 - Absentee Reporting	245	10	4.08	8							
757300 - Early Vote Reporting	245	77	31.43	40							
757500 7575	9	3	33.33	*****	Insufficient Turnout to Protect Voter Privacy	*****					
757500 - Absentee Reporting	9	0	0.00	0							
757500 - Early Vote Reporting	9	3	33.33	*****	Insufficient Turnout to Protect Voter Privacy	*****					
757600 7576	752	214	28.46	184							
757600 - Absentee Reporting	752	82	10.90	57							
757600 - Early Vote Reporting	752	318	42.29	248							
757800 7578	157	60	38.22	56							
757800 - Absentee Reporting	157	8	5.10	*****	Insufficient Turnout to Protect Voter Privacy	*****					
757800 - Early Vote Reporting	157	60	38.22	48							
757900 7579	148	0	0.00	0							
757900 - Absentee Reporting	148	99	66.89	64							
757900 - Early Vote Reporting	148	4	2.70	*****	Insufficient Turnout to Protect Voter Privacy	*****					

1A-1037

100013		NONPARTISAN STATE ASSEMBLY DIST. 32											
	Registration	Ballots Cast	Turnout (%)	Hansen, Ira									
758000 7580	9	0	0.00	0									
758000 - Absentee Reporting	9	8	88.89	*****	Insufficient Turnout to Protect Voter Privacy	*****							
758000 - Early Vote Reporting	9	0	0.00	0									
758100 7581	170	76	44.71	49									
758100 - Absentee Reporting	170	6	3.53	*****	Insufficient Turnout to Protect Voter Privacy	*****							
758100 - Early Vote Reporting	170	16	9.41	9									
758200 7582	20	6	30.00	*****	Insufficient Turnout to Protect Voter Privacy	*****							
758200 - Absentee Reporting	20	0	0.00	0									
758200 - Early Vote Reporting	20	9	45.00	*****	Insufficient Turnout to Protect Voter Privacy	*****							
758300 7583	2	2	100.00	*****	Insufficient Turnout to Protect Voter Privacy	*****							
758300 - Absentee Reporting	2	0	0.00	0									
758300 - Early Vote Reporting	2	0	0.00	0									
758400 7584	2	0	0.00	0									
758400 - Absentee Reporting	2	0	0.00	0									
758400 - Early Vote Reporting	2	2	100.00	*****	Insufficient Turnout to Protect Voter Privacy	*****							
758500 7585	1	0	0.00	0									
758500 - Absentee Reporting	1	0	0.00	0									
758500 - Early Vote Reporting	1	1	100.00	*****	Insufficient Turnout to Protect Voter Privacy	*****							
758900 7589	10	4	40.00	*****	Insufficient Turnout to Protect Voter Privacy	*****							
758900 - Absentee Reporting	10	0	0.00	0									
758900 - Early Vote Reporting	10	0	0.00	0									
940000 - Absentee Reporting	0	0	0.00	0									
940800 - Absentee Reporting	0	0	0.00	0									
941500 - Absentee Reporting	0	0	0.00	0									
941900 - Absentee Reporting	0	0	0.00	0									
942000 - Absentee Reporting	0	0	0.00	0									
942200 - Absentee Reporting	0	0	0.00	0									
942400 - Absentee Reporting	0	0	0.00	0									
942500 - Absentee Reporting	0	0	0.00	0									
950700 - Absentee Reporting	0	0	0.00	0									
951200 - Absentee Reporting	0	0	0.00	0									
951600 - Absentee Reporting	0	0	0.00	0									
951900 - Absentee Reporting	0	0	0.00	0									
952000 - Absentee Reporting	0	0	0.00	0									
952100 - Absentee Reporting	0	0	0.00	0									
952700 - Absentee Reporting	0	0	0.00	0									
953500 - Absentee Reporting	0	0	0.00	0									
953800 - Absentee Reporting	0	0	0.00	0									
954500 - Absentee Reporting	0	0	0.00	0									
954700 - Absentee Reporting	0	0	0.00	0									
954800 - Absentee Reporting	0	0	0.00	0									
954900 - Absentee Reporting	0	0	0.00	0									
955000 - Absentee Reporting	0	0	0.00	0									
955100 - Absentee Reporting	0	0	0.00	0									
955200 - Absentee Reporting	0	0	0.00	0									
955300 - Absentee Reporting	0	0	0.00	0									
955400 - Absentee Reporting	0	0	0.00	0									
955700 - Absentee Reporting	0	0	0.00	0									
Precinct Totals	16183	4159	25.70	3383									
Absentee Reporting Totals	16183	1683	10.40	1242									
Early Vote Reporting Totals	16183	6994	43.22	5662									
Grand Totals	16183	12836	79.32	10287									
UNITED STATES SENATOR	16183	12836	79.32	10287									
DISTRICT 2	16183	12836	79.32	10287									
32ND	16183	12836	79.32	10287									
4	9612	7921	82.41	6499									

10/10/12

WASHOE COUNTY Statement of Vote
GENERAL ELECTION

*** Grand Totals 100013		NONPARTISAN STATE ASSEMBLY DIST. 32														
	Registration	Ballots Cast	Turnout (%)		Hansen, Ira											137
RENO	1603	1008	62.88		728											
RENO-VERDI	4858	3635	74.83		2842											
GERLACH-WADSWORTH	968	647	66.84		473											

12-1037

WASHOE COUNTY Statement of Vote
GENERAL ELECTION

NONPARTISAN STATE ASSEMBLY DIST. 40

100014	Registration	Ballots Cast	Turnout (%)	Dunn, Rich	Livemore, Pete										
201900 2019	404	92	22.77	24	55										
201900 - Absentee Reporting	404	43	10.64	7	26										
201900 - Early Vote Reporting	404	217	53.71	87	117										
206400 2064	0	0	0.00	0	0										
206400 - Absentee Reporting	0	0	0.00	0	0										
206400 - Early Vote Reporting	0	0	0.00	0	0										
206500 2065	4	3	75.00	*****											
206500 - Absentee Reporting	4	0	0.00	0	0										
206500 - Early Vote Reporting	4	0	0.00	0	0										
206600 2066	0	0	0.00	0	0										
206600 - Absentee Reporting	0	0	0.00	0	0										
206600 - Early Vote Reporting	0	0	0.00	0	0										
206700 2067	0	0	0.00	0	0										
206700 - Absentee Reporting	0	0	0.00	0	0										
206700 - Early Vote Reporting	0	0	0.00	0	0										
207000 2070	0	0	0.00	0	0										
207000 - Absentee Reporting	0	0	0.00	0	0										
207000 - Early Vote Reporting	0	0	0.00	0	0										
303900 3039	2	0	0.00	0	0										
303900 - Absentee Reporting	2	0	0.00	0	0										
303900 - Early Vote Reporting	2	2	100.00	*****											
821000 8210	942	197	20.91	53	129										
821000 - Absentee Reporting	942	110	11.68	36	66										
821000 - Early Vote Reporting	942	463	49.15	173	268										
821100 8211	31	9	29.03	*****											
821100 - Absentee Reporting	31	5	16.13	*****											
821100 - Early Vote Reporting	31	10	32.26	5	5										
822000 8220	756	302	39.95	96	192										
822000 - Absentee Reporting	756	70	9.26	16	46										
822000 - Early Vote Reporting	756	298	39.42	108	174										
822100 8221	643	260	40.44	86	164										
822100 - Absentee Reporting	643	36	5.60	10	24										
822100 - Early Vote Reporting	643	245	38.10	104	136										
822200 8222	864	364	42.13	122	223										
822200 - Absentee Reporting	864	50	5.79	17	24										
822200 - Early Vote Reporting	864	314	36.34	131	170										
822300 8223	30	6	20.00	*****											
822300 - Absentee Reporting	30	3	10.00	*****											
822300 - Early Vote Reporting	30	15	50.00	8	5										
822700 8227	7	0	0.00	0	0										
822700 - Absentee Reporting	7	1	14.29	*****											
822700 - Early Vote Reporting	7	4	57.14	*****											
822900 8229	2	0	0.00	0	0										
822900 - Absentee Reporting	2	0	0.00	0	0										
822900 - Early Vote Reporting	2	1	50.00	*****											
823000 8230	25	2	8.00	*****											
823000 - Absentee Reporting	25	3	12.00	*****											
823000 - Early Vote Reporting	25	16	64.00	7	8										
823100 8231	72	22	30.56	11	10										
823100 - Absentee Reporting	72	9	12.50	*****											
823100 - Early Vote Reporting	72	29	40.28	10	15										
823200 8232	28	5	17.86	*****											
823200 - Absentee Reporting	28	5	17.86	*****											
823200 - Early Vote Reporting	28	13	46.43	6	6										
824400 8244	85	17	20.00	10	6										
824400 - Absentee Reporting	85	9	10.59	*****											
824400 - Early Vote Reporting	85	38	44.71	16	21										
824500 8245	443	93	20.99	38	44										
824500 - Absentee Reporting	443	36	8.13	13	17										
824500 - Early Vote Reporting	443	212	47.86	99	103										

7571-8

WASHOE COUNTY Statement of Vote
GENERAL ELECTION

100014		NONPARTISAN STATE ASSEMBLY DIST. 40													
		Registration	Ballots Cast	Turnout (%)		Dunn, Rich	Livemore, Pete								157
825400	8254	1255	263	20.96		94	146								
825400	- Absentee Reporting	1255	111	8.84		46	51								
825400	- Early Vote Reporting	1255	693	55.22		273	387								
825600	8256	565	124	21.95		44	75								
825600	- Absentee Reporting	565	41	7.26		16	20								
825600	- Early Vote Reporting	565	287	50.80		99	168								
826100	8261	19	5	26.32		*****									
826100	- Absentee Reporting	19	4	21.05		*****									
826100	- Early Vote Reporting	19	9	47.37		*****									
826200	8262	180	38	21.11		26	8								
826200	- Absentee Reporting	180	13	7.22		5	7								
826200	- Early Vote Reporting	180	91	50.56		48	37								
826400	8264	274	103	37.59		37	62								
826400	- Absentee Reporting	274	24	8.76		9	10								
826400	- Early Vote Reporting	274	105	38.32		30	71								
826500	8265	2	2	100.00		*****									
826500	- Absentee Reporting	2	0	0.00		0	0								
826500	- Early Vote Reporting	2	0	0.00		0	0								
826600	8266	1	0	0.00		0	0								
826600	- Absentee Reporting	1	0	0.00		0	0								
826600	- Early Vote Reporting	1	0	0.00		0	0								
829200	8292	0	0	0.00		0	0								
829200	- Absentee Reporting	0	0	0.00		0	0								
829200	- Early Vote Reporting	0	0	0.00		0	0								
829500	8295	11	2	18.18		*****									
829500	- Absentee Reporting	11	0	0.00		0	0								
829500	- Early Vote Reporting	11	5	45.45		*****									
921800	- Absentee Reporting	0	0	0.00		0	0								
922100	- Absentee Reporting	0	0	0.00		0	0								
922200	- Absentee Reporting	0	0	0.00		0	0								
922300	- Absentee Reporting	0	0	0.00		0	0								
922400	- Absentee Reporting	0	0	0.00		0	0								
923500	- Absentee Reporting	0	0	0.00		0	0								
923600	- Absentee Reporting	0	0	0.00		0	0								
Precinct Totals		6645	1909	28.73		657	1129								
Absentee Reporting Totals		6645	573	8.62		194	308								
Early Vote Reporting Totals		6645	3067	46.16		1209	1704								
Grand Totals		6645	5549	83.51		2060	3141								
UNITED STATES SENATOR		6645	5549	83.51		2060	3141								
DISTRICT 2		6645	5549	83.51		2060	3141								
40TH		6645	5549	83.51		2060	3141								
RENO		410	357	87.07		119	200								
RENO-VERDI		6645	5549	83.51		2060	3141								

100014

WASHOE COUNTY Statement of Vote
GENERAL ELECTION

100015	NONPARTISAN COUNTY COMMISSIONER DISTRICT 1													
	Registration	Ballots Cast	Turnout (%)		Berfbigler, Marsha	Diss, Andrew								
100000 1000	596	181	30.37		87	79								
100000 - Absentee Reporting	596	33	5.54		18	11								
100000 - Early Vote Reporting	596	301	50.50		116	175								
100200 1002	921	239	25.95		75	131								
100200 - Absentee Reporting	921	75	8.14		18	49								
100200 - Early Vote Reporting	921	257	27.90		82	151								
100300 1003	1404	360	25.64		135	192								
100300 - Absentee Reporting	1404	99	7.05		35	52								
100300 - Early Vote Reporting	1404	630	44.87		214	370								
100500 1005	0	0	0.00		0	0								
100500 - Absentee Reporting	0	0	0.00		0	0								
100500 - Early Vote Reporting	0	0	0.00		0	0								
100600 1006	393	96	24.43		47	40								
100600 - Absentee Reporting	393	49	12.47		21	21								
100600 - Early Vote Reporting	393	171	43.51		71	89								
100700 1007	1309	183	13.98		104	52								
100700 - Absentee Reporting	1309	122	9.32		73	38								
100700 - Early Vote Reporting	1309	793	60.58		469	268								
100800 1008	193	40	20.73		10	26								
100800 - Absentee Reporting	193	19	9.84		10	8								
100800 - Early Vote Reporting	193	83	43.01		27	51								
101000 1010	1197	287	23.98		173	85								
101000 - Absentee Reporting	1197	111	9.27		50	47								
101000 - Early Vote Reporting	1197	634	52.97		296	298								
101200 1012	310	77	24.84		34	39								
101200 - Absentee Reporting	310	23	7.42		6	13								
101200 - Early Vote Reporting	310	119	38.39		53	59								
101400 1014	1198	254	21.20		130	87								
101400 - Absentee Reporting	1198	133	11.10		80	35								
101400 - Early Vote Reporting	1198	626	52.25		273	308								
101600 1016	1072	300	27.99		141	119								
101600 - Absentee Reporting	1072	71	6.62		33	31								
101600 - Early Vote Reporting	1072	350	32.65		118	199								
101800 1018	1024	278	27.15		90	149								
101800 - Absentee Reporting	1024	54	5.27		10	34								
101800 - Early Vote Reporting	1024	355	34.67		86	239								
102000 1020	1109	204	18.39		123	63								
102000 - Absentee Reporting	1109	119	10.73		52	45								
102000 - Early Vote Reporting	1109	655	59.06		355	261								
102100 1021	0	0	0.00		0	0								
102100 - Absentee Reporting	0	0	0.00		0	0								
102100 - Early Vote Reporting	0	0	0.00		0	0								
102200 1022	919	145	15.78		92	37								
102200 - Absentee Reporting	919	81	8.81		46	25								
102200 - Early Vote Reporting	919	583	63.44		318	226								
102300 1023	659	85	12.90		52	23								
102300 - Absentee Reporting	659	95	14.42		56	21								
102300 - Early Vote Reporting	659	406	61.61		234	140								
102400 1024	1365	220	16.12		153	52								
102400 - Absentee Reporting	1365	137	10.04		74	45								
102400 - Early Vote Reporting	1365	849	62.20		479	312								
102600 1026	767	150	19.56		90	46								
102600 - Absentee Reporting	767	74	9.65		44	21								
102600 - Early Vote Reporting	767	446	58.15		208	209								
102700 1027	392	66	16.84		29	30								
102700 - Absentee Reporting	392	60	15.31		30	21								
102700 - Early Vote Reporting	392	210	53.57		93	97								
102900 1029	1360	267	19.63		148	95								
102900 - Absentee Reporting	1360	121	8.90		67	41								
102900 - Early Vote Reporting	1360	777	57.13		380	341								

10-1-07

WASHOE COUNTY Statement of Vote
GENERAL ELECTION

November 6, 2012

NONPARTISAN COUNTY COMMISSIONER DISTRICT 1													
100015	Registration	Ballots Cast	Turnout (%)		Berkbigler, Marsha	Diss, Andrew							
103100	1031	731	170	23.26	111	40							
103100	- Absentee Reporting	731	76	10.40	36	29							
103100	- Early Vote Reporting	731	394	53.90	198	167							
103200	1032	581	151	25.99	88	43							
103200	- Absentee Reporting	581	60	10.33	28	21							
103200	- Early Vote Reporting	581	297	51.12	151	128							
103300	1033	1012	235	23.22	125	86							
103300	- Absentee Reporting	1012	115	11.36	50	45							
103300	- Early Vote Reporting	1012	506	50.00	218	253							
103500	1035	490	155	31.63	62	69							
103500	- Absentee Reporting	490	21	4.29	5	14							
103500	- Early Vote Reporting	490	214	43.67	54	148							
103600	1036	619	131	21.16	43	68							
103600	- Absentee Reporting	619	46	7.43	14	27							
103600	- Early Vote Reporting	619	305	49.27	82	201							
103800	1038	465	134	28.82	55	68							
103800	- Absentee Reporting	465	39	8.39	17	19							
103800	- Early Vote Reporting	465	253	54.41	114	123							
104300	1043	869	169	19.45	77	82							
104300	- Absentee Reporting	869	70	8.06	24	33							
104300	- Early Vote Reporting	869	353	40.62	119	209							
104400	1044	1180	252	21.36	120	98							
104400	- Absentee Reporting	1180	85	7.20	33	44							
104400	- Early Vote Reporting	1180	528	44.75	244	240							
104500	1045	606	137	22.61	66	49							
104500	- Absentee Reporting	606	70	11.55	31	33							
104500	- Early Vote Reporting	606	200	33.00	91	92							
104600	1046	96	23	23.96	13	8							
104600	- Absentee Reporting	96	14	14.58	11	2							
104600	- Early Vote Reporting	96	42	43.75	23	19							
104700	1047	315	54	17.14	39	6							
104700	- Absentee Reporting	315	46	14.60	31	5							
104700	- Early Vote Reporting	315	190	60.32	138	42							
104900	1049	1	0	0.00	0	0							
104900	- Absentee Reporting	1	0	0.00	0	0							
104900	- Early Vote Reporting	1	0	0.00	0	0							
105000	1050	0	0	0.00	0	0							
105000	- Absentee Reporting	0	0	0.00	0	0							
105000	- Early Vote Reporting	0	0	0.00	0	0							
105500	1055	1077	227	21.08	115	88							
105500	- Absentee Reporting	1077	78	7.24	40	30							
105500	- Early Vote Reporting	1077	542	50.32	214	276							
105600	1056	974	207	21.25	107	81							
105600	- Absentee Reporting	974	71	7.29	18	40							
105600	- Early Vote Reporting	974	502	51.54	231	239							
105700	1057	1282	295	23.01	136	133							
105700	- Absentee Reporting	1282	82	6.40	32	38							
105700	- Early Vote Reporting	1282	582	45.40	213	311							
200000	2000	407	89	21.87	41	35							
200000	- Absentee Reporting	407	28	6.88	12	11							
200000	- Early Vote Reporting	407	231	56.76	106	114							
200200	2002	0	0	0.00	0	0							
200200	- Absentee Reporting	0	0	0.00	0	0							
200200	- Early Vote Reporting	0	0	0.00	0	0							
200600	2006	909	231	25.41	134	78							
200600	- Absentee Reporting	909	106	11.66	71	21							
200600	- Early Vote Reporting	909	456	50.17	249	176							
201000	2010	228	94	41.23	43	37							
201000	- Absentee Reporting	228	34	14.91	17	6							
201000	- Early Vote Reporting	228	39	17.11	17	21							

101027

WASHOE COUNTY Statement of Vote
GENERAL ELECTION

100015	NONPARTISAN COUNTY COMMISSIONER DISTRICT 1													
	Registration	Ballots Cast	Turnout (%)		Berkbigler, Marsha	Diss, Andrew								
201300 2013	376	72	19.15		46	22								
201300 - Absentee Reporting	376	53	14.10		20	27								
201300 - Early Vote Reporting	376	187	49.73		105	68								
202500 2025	479	66	13.78		42	17								
202500 - Absentee Reporting	479	74	15.45		48	18								
202500 - Early Vote Reporting	479	269	56.16		165	81								
202600 2026	330	82	24.85		37	31								
202600 - Absentee Reporting	330	26	7.88		12	9								
202600 - Early Vote Reporting	330	151	45.76		58	76								
202700 2027	550	91	16.55		56	24								
202700 - Absentee Reporting	550	74	13.45		41	17								
202700 - Early Vote Reporting	550	313	56.91		180	111								
202800 2028	822	163	19.83		104	40								
202800 - Absentee Reporting	822	109	13.26		59	31								
202800 - Early Vote Reporting	822	438	53.28		276	135								
202900 2029	646	111	17.18		68	33								
202900 - Absentee Reporting	646	76	11.76		52	18								
202900 - Early Vote Reporting	646	326	50.46		155	137								
203400 2034	479	70	14.61		49	15								
203400 - Absentee Reporting	479	60	12.53		49	6								
203400 - Early Vote Reporting	479	286	59.71		211	62								
203900 2039	622	133	21.38		52	66								
203900 - Absentee Reporting	622	51	8.20		21	26								
203900 - Early Vote Reporting	622	223	35.85		76	124								
204900 2049	832	149	17.91		58	74								
204900 - Absentee Reporting	832	71	8.53		29	33								
204900 - Early Vote Reporting	832	356	42.79		130	197								
205000 2050	588	129	21.94		86	34								
205000 - Absentee Reporting	588	79	13.44		48	25								
205000 - Early Vote Reporting	588	309	52.55		153	137								
205100 2051	0	0	0.00		0	0								
205100 - Absentee Reporting	0	0	0.00		0	0								
205100 - Early Vote Reporting	0	0	0.00		0	0								
207800 2078	0	0	0.00		0	0								
207800 - Absentee Reporting	0	0	0.00		0	0								
207800 - Early Vote Reporting	0	0	0.00		0	0								
500800 5008	681	164	24.08		72	76								
500800 - Absentee Reporting	681	51	7.49		19	23								
500800 - Early Vote Reporting	681	256	37.59		97	143								
501100 5011	870	191	21.95		101	71								
501100 - Absentee Reporting	870	70	8.05		24	35								
501100 - Early Vote Reporting	870	461	52.99		188	238								
501200 5012	470	106	22.55		51	45								
501200 - Absentee Reporting	470	35	7.45		12	17								
501200 - Early Vote Reporting	470	222	47.23		82	119								
501400 5014	774	139	17.96		62	69								
501400 - Absentee Reporting	774	58	7.49		25	21								
501400 - Early Vote Reporting	774	448	57.88		211	213								
501600 5016	1150	282	24.52		134	127								
501600 - Absentee Reporting	1150	113	9.83		59	38								
501600 - Early Vote Reporting	1150	480	41.74		198	241								
501800 5018	1015	244	24.04		114	110								
501800 - Absentee Reporting	1015	81	7.98		36	28								
501800 - Early Vote Reporting	1015	473	46.60		178	261								
502200 5022	958	273	28.50		119	129								
502200 - Absentee Reporting	958	62	6.47		26	29								
502200 - Early Vote Reporting	958	429	44.78		159	243								
502400 5024	1198	366	30.55		160	170								
502400 - Absentee Reporting	1198	91	7.60		38	42								
502400 - Early Vote Reporting	1198	452	37.73		170	254								

10-10-54

November 6, 2012

100015		NONPARTISAN COUNTY COMMISSIONER DISTRICT 1													
		Registration	Ballots Cast	Turnout (%)		Berkbigler, Marsha	Diss, Andrew								157
502600	5026	1117	252	22.56		109	124								
502600	- Absentee Reporting	1117	129	11.55		49	71								
502600	- Early Vote Reporting	1117	463	41.45		175	249								
503300	5033	816	219	26.84		102	103								
503300	- Absentee Reporting	816	60	7.35		24	27								
503300	- Early Vote Reporting	816	368	45.10		146	199								
503400	5034	866	186	21.48		91	79								
503400	- Absentee Reporting	866	74	8.55		43	24								
503400	- Early Vote Reporting	866	423	48.85		193	198								
503500	5035	1272	259	20.36		124	99								
503500	- Absentee Reporting	1272	100	7.86		35	38								
503500	- Early Vote Reporting	1272	606	47.64		233	323								
503600	5036	1287	270	20.98		121	120								
503600	- Absentee Reporting	1287	90	6.99		50	32								
503600	- Early Vote Reporting	1287	679	52.76		332	288								
506200	5062	1262	285	22.58		131	123								
506200	- Absentee Reporting	1262	114	9.03		69	33								
506200	- Early Vote Reporting	1262	609	48.26		285	292								
710000	7100	11	2	18.18		*****									
710000	- Absentee Reporting	11	0	0.00		0	0								
710000	- Early Vote Reporting	11	9	81.82		*****									
810000	8100	854	191	22.37		122	56								
810000	- Absentee Reporting	854	116	13.58		71	33								
810000	- Early Vote Reporting	854	446	52.22		268	148								
810100	8101	15	4	26.67		*****									
810100	- Absentee Reporting	15	1	6.67		*****									
810100	- Early Vote Reporting	15	9	60.00		*****									
810200	8102	36	11	30.56		6	4								
810200	- Absentee Reporting	36	2	5.56		*****									
810200	- Early Vote Reporting	36	17	47.22		7	9								
810300	8103	693	77	11.11		48	22								
810300	- Absentee Reporting	693	89	12.84		58	23								
810300	- Early Vote Reporting	693	447	64.50		301	115								
810400	8104	603	115	19.07		70	36								
810400	- Absentee Reporting	603	102	16.92		65	22								
810400	- Early Vote Reporting	603	244	40.46		146	81								
810500	8105	633	100	15.80		47	42								
810500	- Absentee Reporting	633	98	15.48		51	39								
810500	- Early Vote Reporting	633	302	47.71		150	128								
810600	8106	908	168	18.50		80	55								
810600	- Absentee Reporting	908	116	12.78		74	30								
810600	- Early Vote Reporting	908	436	48.02		235	168								
810700	8107	1103	210	19.04		94	82								
810700	- Absentee Reporting	1103	191	17.32		125	44								
810700	- Early Vote Reporting	1103	397	35.99		218	145								
810800	8108	905	163	18.01		91	51								
810800	- Absentee Reporting	905	156	17.24		82	54								
810800	- Early Vote Reporting	905	407	44.97		244	145								
810900	8109	1018	216	21.22		116	71								
810900	- Absentee Reporting	1018	151	14.83		89	52								
810900	- Early Vote Reporting	1018	404	39.69		224	157								
811000	8110	318	48	15.09		20	23								
811000	- Absentee Reporting	318	100	31.45		59	34								
811000	- Early Vote Reporting	318	97	30.50		46	43								
811100	8111	5	1	20.00		*****									
811100	- Absentee Reporting	5	0	0.00		0	0								
811100	- Early Vote Reporting	5	2	40.00		*****									
811200	8112	39	4	10.26		*****									
811200	- Absentee Reporting	39	8	20.51		*****									
811200	- Early Vote Reporting	39	16	41.03		5	11								

Insufficient Turnout to Protect Voter Privacy *****

Insufficient Turnout to Protect Voter Privacy *****

Insufficient Turnout to Protect Voter Privacy *****

Insufficient Turnout to Protect Voter Privacy *****

Insufficient Turnout to Protect Voter Privacy *****

Insufficient Turnout to Protect Voter Privacy *****

Insufficient Turnout to Protect Voter Privacy *****

Insufficient Turnout to Protect Voter Privacy *****

Insufficient Turnout to Protect Voter Privacy *****

Insufficient Turnout to Protect Voter Privacy *****

12-10-12

WASHOE COUNTY Statement of Vote
GENERAL ELECTION

100015		NONPARTISAN COUNTY COMMISSIONER DISTRICT 1												
	Registration	Ballots Cast	Turnout (%)	Bertbigler, Marsha	Diss, Andrew									
811400 8114	31	8	25.81			*****							Insufficient Turnout to Protect Voter Privacy	*****
811400 - Absentee Reporting	31	10	32.26	7	1									
811400 - Early Vote Reporting	31	10	32.26	4	3									
811500 8115	3	1	33.33			*****							Insufficient Turnout to Protect Voter Privacy	*****
811500 - Absentee Reporting	3	0	0.00	0	0									
811500 - Early Vote Reporting	3	1	33.33			*****							Insufficient Turnout to Protect Voter Privacy	*****
811600 8116	963	180	18.69	70	90									
811600 - Absentee Reporting	963	114	11.84	58	42									
811600 - Early Vote Reporting	963	429	44.55	215	174									
811700 8117	804	138	17.16	69	48									
811700 - Absentee Reporting	804	155	19.28	107	34									
811700 - Early Vote Reporting	804	326	40.55	191	117									
811800 8118	16	2	12.50			*****							Insufficient Turnout to Protect Voter Privacy	*****
811800 - Absentee Reporting	16	8	50.00			*****							Insufficient Turnout to Protect Voter Privacy	*****
811800 - Early Vote Reporting	16	4	25.00			*****							Insufficient Turnout to Protect Voter Privacy	*****
812000 8120	18	3	16.67			*****							Insufficient Turnout to Protect Voter Privacy	*****
812000 - Absentee Reporting	18	11	61.11	7	2									
812000 - Early Vote Reporting	18	2	11.11			*****							Insufficient Turnout to Protect Voter Privacy	*****
812100 8121	1	0	0.00	0	0									
812100 - Absentee Reporting	1	0	0.00	0	0									
812100 - Early Vote Reporting	1	1	100.00			*****							Insufficient Turnout to Protect Voter Privacy	*****
812500 8125	3	0	0.00	0	0									
812500 - Absentee Reporting	3	0	0.00	0	0									
812500 - Early Vote Reporting	3	3	100.00			*****							Insufficient Turnout to Protect Voter Privacy	*****
812600 8126	6	1	16.67			*****							Insufficient Turnout to Protect Voter Privacy	*****
812600 - Absentee Reporting	6	2	33.33			*****							Insufficient Turnout to Protect Voter Privacy	*****
812600 - Early Vote Reporting	6	3	50.00			*****							Insufficient Turnout to Protect Voter Privacy	*****
812700 8127	1	0	0.00	0	0									
812700 - Absentee Reporting	1	0	0.00	0	0									
812700 - Early Vote Reporting	1	1	100.00			*****							Insufficient Turnout to Protect Voter Privacy	*****
812800 8128	10	0	0.00	0	0									
812800 - Absentee Reporting	10	0	0.00	0	0									
812800 - Early Vote Reporting	10	7	70.00			*****							Insufficient Turnout to Protect Voter Privacy	*****
812900 8129	54	7	12.96			*****							Insufficient Turnout to Protect Voter Privacy	*****
812900 - Absentee Reporting	54	10	18.52	8	1									
812900 - Early Vote Reporting	54	29	53.70	20	9									
813000 8130	2	0	0.00	0	0									
813000 - Absentee Reporting	2	1	50.00			*****							Insufficient Turnout to Protect Voter Privacy	*****
813000 - Early Vote Reporting	2	1	50.00			*****							Insufficient Turnout to Protect Voter Privacy	*****
910100 - Absentee Reporting	0	0	0.00	0	0									
910200 - Absentee Reporting	0	0	0.00	0	0									
910300 - Absentee Reporting	0	0	0.00	0	0									
910600 - Absentee Reporting	0	0	0.00	0	0									
910700 - Absentee Reporting	0	0	0.00	0	0									
910900 - Absentee Reporting	0	0	0.00	0	0									
911400 - Absentee Reporting	0	0	0.00	0	0									
911500 - Absentee Reporting	0	0	0.00	0	0									
911600 - Absentee Reporting	0	0	0.00	0	0									
911700 - Absentee Reporting	0	0	0.00	0	0									
911800 - Absentee Reporting	0	0	0.00	0	0									
912000 - Absentee Reporting	0	0	0.00	0	0									
912100 - Absentee Reporting	0	0	0.00	0	0									
912200 - Absentee Reporting	0	0	0.00	0	0									
912300 - Absentee Reporting	0	0	0.00	0	0									
912400 - Absentee Reporting	0	0	0.00	0	0									
912500 - Absentee Reporting	0	0	0.00	0	0									
912600 - Absentee Reporting	0	0	0.00	0	0									
912800 - Absentee Reporting	0	0	0.00	0	0									
912900 - Absentee Reporting	0	0	0.00	0	0									

10-10-5-7

WASHOE COUNTY Statement of Vote
GENERAL ELECTION

100015	NONPARTISAN COUNTY COMMISSIONER DISTRICT 1													
	Registration	Ballots Cast	Turnout (%)		Bertbigler, Marsha	Diss, Andrew								
Precinct Totals	56543	12138	21.47		6029	4808								
Absentee Reporting Totals	56543	5759	10.19		2951	2063								
Early Vote Reporting Totals	56543	27156	48.03		12792	12408								
Grand Totals	56543	45053	79.68		21772	19279								
UNITED STATES SENATOR	56543	45053	79.68		21772	19279								
DISTRICT 2	56543	45053	79.68		21772	19279								
Senate District 13	7445	5647	75.85		2101	3029								
Senate District 15	41829	33831	80.88		16630	14236								
24TH	7445	5647	75.85		2101	3029								
25TH	22644	18921	83.56		10156	7093								
26TH	7269	5575	76.70		3041	2014								
27TH	19185	14910	77.72		6474	7143								
1	56543	45053	79.68		21772	19279								
RENO	47490	37912	79.83		17748	16800								
RENO-VERDI	49274	39478	80.12		18731	17265								

100015

WASHOE COUNTY Statement of Vote
GENERAL ELECTION

100016	NONPARTISAN COUNTY COMMISSIONER DISTRICT 4													
	Registration	Ballots Cast	Turnout (%)	Hartung, Vaughn										
610500 6105	334	100	29.94	77										
610500 - Absentee Reporting	334	17	5.09	8										
610500 - Early Vote Reporting	334	127	38.02	84										
610600 6106	524	128	24.43	97										
610600 - Absentee Reporting	524	32	6.11	17										
610600 - Early Vote Reporting	524	242	46.18	163										
610900 6109	619	171	27.63	122										
610900 - Absentee Reporting	619	42	6.79	25										
610900 - Early Vote Reporting	619	267	43.13	190										
611000 6110	780	173	22.18	126										
611000 - Absentee Reporting	780	73	9.36	36										
611000 - Early Vote Reporting	780	326	41.79	232										
611100 6111	791	197	24.91	152										
611100 - Absentee Reporting	791	51	6.45	34										
611100 - Early Vote Reporting	791	287	36.28	201										
620800 6208	603	178	29.52	136										
620800 - Absentee Reporting	603	47	7.79	27										
620800 - Early Vote Reporting	603	247	40.96	172										
620900 6209	422	116	27.49	80										
620900 - Absentee Reporting	422	28	6.64	19										
620900 - Early Vote Reporting	422	186	44.08	127										
621100 6211	1116	302	27.06	237										
621100 - Absentee Reporting	1116	62	5.56	42										
621100 - Early Vote Reporting	1116	527	47.22	377										
621300 6213	684	188	27.49	139										
621300 - Absentee Reporting	684	48	7.02	28										
621300 - Early Vote Reporting	684	277	40.50	205										
621400 6214	687	185	26.93	143										
621400 - Absentee Reporting	687	52	7.57	38										
621400 - Early Vote Reporting	687	327	47.60	255										
621600 6216	723	178	24.62	142										
621600 - Absentee Reporting	723	49	6.78	39										
621600 - Early Vote Reporting	723	339	46.89	279										
621700 6217	0	0	0.00	0										
621700 - Absentee Reporting	0	0	0.00	0										
621700 - Early Vote Reporting	0	0	0.00	0										
630000 6300	862	237	27.49	181										
630000 - Absentee Reporting	862	56	6.50	31										
630000 - Early Vote Reporting	862	410	47.56	324										
630100 6301	135	49	36.30	42										
630100 - Absentee Reporting	135	13	9.63	10										
630100 - Early Vote Reporting	135	59	43.70	43										
630200 6302	866	205	23.67	164										
630200 - Absentee Reporting	866	45	5.20	25										
630200 - Early Vote Reporting	866	351	40.53	252										
630300 6303	55	2	3.64	*****										
630300 - Absentee Reporting	55	25	45.45	19										
630300 - Early Vote Reporting	55	13	23.64	10										
630400 6304	0	0	0.00	0										
630400 - Absentee Reporting	0	0	0.00	0										
630400 - Early Vote Reporting	0	0	0.00	0										
630600 6306	1000	206	20.60	147										
630600 - Absentee Reporting	1000	76	7.60	47										
630600 - Early Vote Reporting	1000	437	43.70	310										
630700 6307	1292	331	25.62	254										
630700 - Absentee Reporting	1292	101	7.82	72										
630700 - Early Vote Reporting	1292	609	47.14	438										
630800 6308	1110	195	17.57	160										
630800 - Absentee Reporting	1110	191	17.21	126										
630800 - Early Vote Reporting	1110	597	53.78	469										

1A-1057

***** Insufficient Turnout to Protect Voter Privacy *****

November 6, 2012

100016	NONPARTISAN COUNTY COMMISSIONER DISTRICT 4													
	Registration	Ballots Cast	Turnout (%)	Hartung, Vaughn										
631000 6310	717	168	23.43	136										
631000 - Absentee Reporting	717	57	7.95	34										
631000 - Early Vote Reporting	717	339	47.28	264										
631100 6311	846	225	26.60	176										
631100 - Absentee Reporting	846	53	6.26	41										
631100 - Early Vote Reporting	846	412	48.70	296										
631300 6313	1153	309	26.80	246										
631300 - Absentee Reporting	1153	87	7.55	57										
631300 - Early Vote Reporting	1153	535	46.40	429										
631400 6314	659	177	26.86	140										
631400 - Absentee Reporting	659	52	7.89	35										
631400 - Early Vote Reporting	659	276	41.88	217										
631800 6318	104	28	26.92	27										
631800 - Absentee Reporting	104	9	8.65		*****	Insufficient Turnout to Protect Voter Privacy							*****	
631800 - Early Vote Reporting	104	40	38.46	32										
631900 6319	462	123	26.62	93										
631900 - Absentee Reporting	462	32	6.93	29										
631900 - Early Vote Reporting	462	254	54.98	207										
632000 6320	784	178	22.70	145										
632000 - Absentee Reporting	784	48	6.12	35										
632000 - Early Vote Reporting	784	400	51.02	322										
640000 6400	312	92	29.49	70										
640000 - Absentee Reporting	312	24	7.69	14										
640000 - Early Vote Reporting	312	132	42.31	98										
640300 6403	1344	292	21.73	219										
640300 - Absentee Reporting	1344	77	5.73	56										
640300 - Early Vote Reporting	1344	768	57.14	619										
640500 6405	885	143	16.16	116										
640500 - Absentee Reporting	885	65	7.34	47										
640500 - Early Vote Reporting	885	524	59.21	429										
640700 6407	690	129	18.70	107										
640700 - Absentee Reporting	690	50	7.25	27										
640700 - Early Vote Reporting	690	367	53.19	301										
641100 6411	992	197	19.86	152										
641100 - Absentee Reporting	992	81	8.17	59										
641100 - Early Vote Reporting	992	602	60.69	511										
641300 6413	1212	334	27.56	289										
641300 - Absentee Reporting	1212	104	8.58	81										
641300 - Early Vote Reporting	1212	606	50.00	513										
641500 6415	718	142	19.78	119										
641500 - Absentee Reporting	718	73	10.17	55										
641500 - Early Vote Reporting	718	410	57.10	344										
641600 6416	1301	272	20.91	215										
641600 - Absentee Reporting	1301	101	7.76	69										
641600 - Early Vote Reporting	1301	719	55.27	578										
641800 6418	1058	285	26.94	247										
641800 - Absentee Reporting	1058	60	5.67	36										
641800 - Early Vote Reporting	1058	559	52.84	459										
642200 6422	1298	273	21.03	226										
642200 - Absentee Reporting	1298	120	9.24	82										
642200 - Early Vote Reporting	1298	753	58.01	634										
642300 6423	642	166	25.86	137										
642300 - Absentee Reporting	642	40	6.23	29										
642300 - Early Vote Reporting	642	360	56.07	300										
642500 6425	1456	333	22.87	259										
642500 - Absentee Reporting	1456	93	6.39	62										
642500 - Early Vote Reporting	1456	768	52.75	594										
642700 6427	0	0	0.00	0										
642700 - Absentee Reporting	0	0	0.00	0										
642700 - Early Vote Reporting	0	0	0.00	0										

12-10-57

WASHOE COUNTY Statement of Vote
GENERAL ELECTION

100016		NONPARTISAN COUNTY COMMISSIONER DISTRICT 4											
	Registration	Ballots Cast	Turnout (%)	Hardung, Vaughn									
650000 6500	989	221	22.35	178									
650000 - Absentee Reporting	989	59	5.97	41									
650000 - Early Vote Reporting	989	535	54.10	404									
650100 6501	1335	301	22.55	245									
650100 - Absentee Reporting	1335	88	6.59	63									
650100 - Early Vote Reporting	1335	702	52.58	560									
650300 6503	10	1	10.00	*****									*****
650300 - Absentee Reporting	10	2	20.00	*****									*****
650300 - Early Vote Reporting	10	4	40.00	*****									*****
650800 6508	634	151	23.82	127									
650800 - Absentee Reporting	634	43	6.78	32									
650800 - Early Vote Reporting	634	353	55.68	264									
651100 6511	730	183	25.07	137									
651100 - Absentee Reporting	730	41	5.62	31									
651100 - Early Vote Reporting	730	339	46.44	255									
651300 6513	813	249	30.63	197									
651300 - Absentee Reporting	813	34	4.18	20									
651300 - Early Vote Reporting	813	339	41.70	256									
651400 6514	1083	316	29.18	240									
651400 - Absentee Reporting	1083	69	6.37	44									
651400 - Early Vote Reporting	1083	447	41.27	329									
651600 6516	1108	257	23.19	195									
651600 - Absentee Reporting	1108	61	5.51	41									
651600 - Early Vote Reporting	1108	575	51.90	426									
651900 6519	1380	357	25.87	293									
651900 - Absentee Reporting	1380	76	5.51	55									
651900 - Early Vote Reporting	1380	699	50.65	543									
652000 6520	529	135	25.52	103									
652000 - Absentee Reporting	529	28	5.29	14									
652000 - Early Vote Reporting	529	256	48.39	203									
652100 6521	352	43	12.22	36									
652100 - Absentee Reporting	352	19	5.40	12									
652100 - Early Vote Reporting	352	216	61.36	155									
652200 6522	405	74	18.27	66									
652200 - Absentee Reporting	405	43	10.62	35									
652200 - Early Vote Reporting	405	227	56.05	181									
652300 6523	0	0	0.00	0									
652300 - Absentee Reporting	0	0	0.00	0									
652300 - Early Vote Reporting	0	0	0.00	0									
652400 6524	894	216	24.16	180									
652400 - Absentee Reporting	894	65	7.27	43									
652400 - Early Vote Reporting	894	425	47.54	332									
652500 6525	119	25	21.01	18									
652500 - Absentee Reporting	119	2	1.68	*****									*****
652500 - Early Vote Reporting	119	62	52.10	50									
652600 6526	534	117	21.91	90									
652600 - Absentee Reporting	534	54	10.11	36									
652600 - Early Vote Reporting	534	239	44.76	174									
652700 6527	0	0	0.00	0									
652700 - Absentee Reporting	0	0	0.00	0									
652700 - Early Vote Reporting	0	0	0.00	0									
740000 7400	7	0	0.00	0									
740000 - Absentee Reporting	7	6	85.71	*****									*****
740000 - Early Vote Reporting	7	0	0.00	0									
740200 7402	954	277	29.04	209									
740200 - Absentee Reporting	954	51	5.35	34									
740200 - Early Vote Reporting	954	376	39.41	307									
740300 7403	6	0	0.00	0									
740300 - Absentee Reporting	6	0	0.00	0									
740300 - Early Vote Reporting	6	2	33.33	*****									*****

Insufficient Turnout to Protect Voter Privacy
Insufficient Turnout to Protect Voter Privacy
Insufficient Turnout to Protect Voter Privacy

12-10-12

WASHOE COUNTY Statement of Vote
GENERAL ELECTION

100016		NONPARTISAN COUNTY COMMISSIONER DISTRICT 4										
	Registration	Ballots Cast	Turnout (%)	Hartung, Vaughn								
740400 7404	49	13	26.53	12								
740400 - Absentee Reporting	49	5	10.20	*****	Insufficient Turnout to Protect Voter Privacy							*****
740400 - Early Vote Reporting	49	24	48.98	20								
740600 7406	7	0	0.00	0								
740600 - Absentee Reporting	7	0	0.00	0								
740600 - Early Vote Reporting	7	4	57.14	*****	Insufficient Turnout to Protect Voter Privacy							*****
740700 7407	945	258	27.30	218								
740700 - Absentee Reporting	945	62	6.56	41								
740700 - Early Vote Reporting	945	469	49.63	408								
740800 7408	424	105	24.76	87								
740800 - Absentee Reporting	424	52	12.26	39								
740800 - Early Vote Reporting	424	214	50.47	184								
741000 7410	978	245	25.05	218								
741000 - Absentee Reporting	978	58	5.93	43								
741000 - Early Vote Reporting	978	476	48.67	384								
741200 7412	582	290	49.83	213								
741200 - Absentee Reporting	582	31	5.33	22								
741200 - Early Vote Reporting	582	70	12.03	55								
741300 7413	4	0	0.00	0								
741300 - Absentee Reporting	4	2	50.00	*****	Insufficient Turnout to Protect Voter Privacy							*****
741300 - Early Vote Reporting	4	2	50.00	*****	Insufficient Turnout to Protect Voter Privacy							*****
741400 7414	1410	321	22.77	264								
741400 - Absentee Reporting	1410	93	6.60	69								
741400 - Early Vote Reporting	1410	738	52.34	609								
741500 7415	1257	292	23.23	227								
741500 - Absentee Reporting	1257	145	11.54	96								
741500 - Early Vote Reporting	1257	592	47.10	484								
741600 7416	1035	245	23.67	207								
741600 - Absentee Reporting	1035	93	8.99	72								
741600 - Early Vote Reporting	1035	516	49.86	431								
741700 7417	537	99	18.44	83								
741700 - Absentee Reporting	537	46	8.57	35								
741700 - Early Vote Reporting	537	310	57.73	245								
741800 7418	1134	230	20.28	190								
741800 - Absentee Reporting	1134	72	6.35	54								
741800 - Early Vote Reporting	1134	685	60.41	548								
742400 7424	78	17	21.79	16								
742400 - Absentee Reporting	78	5	6.41	*****	Insufficient Turnout to Protect Voter Privacy							*****
742400 - Early Vote Reporting	78	39	50.00	30								
742500 7425	956	235	24.58	206								
742500 - Absentee Reporting	956	69	7.22	55								
742500 - Early Vote Reporting	956	451	47.18	366								
742600 7426	26	4	15.38	*****	Insufficient Turnout to Protect Voter Privacy							*****
742600 - Absentee Reporting	26	3	11.54	*****	Insufficient Turnout to Protect Voter Privacy							*****
742600 - Early Vote Reporting	26	18	69.23	13								
742800 7428	3	0	0.00	0								
742800 - Absentee Reporting	3	0	0.00	0								
742800 - Early Vote Reporting	3	3	100.00	*****	Insufficient Turnout to Protect Voter Privacy							*****
743000 7430	940	265	28.19	221								
743000 - Absentee Reporting	940	68	7.23	49								
743000 - Early Vote Reporting	940	475	50.53	395								
743100 7431	65	8	12.31	*****	Insufficient Turnout to Protect Voter Privacy							*****
743100 - Absentee Reporting	65	5	7.69	*****	Insufficient Turnout to Protect Voter Privacy							*****
743100 - Early Vote Reporting	65	47	72.31	43								
743300 7433	139	18	12.95	16								
743300 - Absentee Reporting	139	38	27.34	23								
743300 - Early Vote Reporting	139	63	45.32	48								
840000 8400	0	0	0.00	0								
840000 - Absentee Reporting	0	0	0.00	0								
840000 - Early Vote Reporting	0	0	0.00	0								

10-10-12

WASHOE COUNTY Statement of Vote
GENERAL ELECTION

100016	NONPARTISAN COUNTY COMMISSIONER DISTRICT 4													
	Registration	Ballots Cast	Turnout (%)	Harding, Vaughn										
940000 - Absentee Reporting	0	0	0.00	0										
940800 - Absentee Reporting	0	0	0.00	0										
941500 - Absentee Reporting	0	0	0.00	0										
941700 - Absentee Reporting	0	0	0.00	0										
941900 - Absentee Reporting	0	0	0.00	0										
942000 - Absentee Reporting	0	0	0.00	0										
942200 - Absentee Reporting	0	0	0.00	0										
942400 - Absentee Reporting	0	0	0.00	0										
942500 - Absentee Reporting	0	0	0.00	0										
Precinct Totals	51687	12575	24.33	10020										
Absentee Reporting Totals	51687	3822	7.39	2620										
Early Vote Reporting Totals	51687	25444	49.23	19993										
Grand Totals	51687	41841	80.95	32633										
UNITED STATES SENATOR DISTRICT 2	51687	41841	80.95	32633										
Senate District 13	16017	12478	77.90	9318										
30TH	16017	12478	77.90	9318										
31ST	26058	21442	82.29	16883										
32ND	9612	7921	82.41	6432										
4	51687	41841	80.95	32633										
RENO-VERDI	0	0	0.00	0										
GERLACH-WADSWORTH	582	391	67.18	290										

12-1037

WASHOE COUNTY Statement of Vote
GENERAL ELECTION

100017		NEVADA - NONPARTISAN											
	Registration	Ballots Cast	Turnout (%)	SUP CRT JUSTICE SEAT C Cherry, Michael A.	NONE OF THESE CANDIDATE	SUP CRT JUSTICE SEAT F Douglas, Michael L.	NONE OF THESE CANDIDATE	SUP CRT JUSTICE SEAT G Saitta, Nancy M.	NONE OF THESE CANDIDATE				
100000 1000	596	181	30.37	123	35	122	35	122	34				
100000 - Absentee Reporting	596	33	5.54	19	2	20	1	21	1				
100000 - Early Vote Reporting	596	301	50.50	204	61	202	54	204	55				
100200 1002	921	239	25.95	145	65	149	56	143	55				
100200 - Absentee Reporting	921	75	8.14	42	17	43	15	38	18				
100200 - Early Vote Reporting	921	257	27.90	170	58	175	49	169	56				
100300 1003	1404	360	25.64	241	81	233	75	230	79				
100300 - Absentee Reporting	1404	99	7.05	52	18	54	16	57	14				
100300 - Early Vote Reporting	1404	630	44.87	404	140	418	124	421	118				
100500 1005	0	0	0.00	0	0	0	0	0	0				
100500 - Absentee Reporting	0	0	0.00	0	0	0	0	0	0				
100500 - Early Vote Reporting	0	0	0.00	0	0	0	0	0	0				
100600 1006	393	96	24.43	58	22	59	19	56	21				
100600 - Absentee Reporting	393	49	12.47	29	6	29	6	30	5				
100600 - Early Vote Reporting	393	171	43.51	113	34	110	33	109	34				
100700 1007	1309	183	13.98	117	31	116	28	112	32				
100700 - Absentee Reporting	1309	122	9.32	81	13	84	11	80	14				
100700 - Early Vote Reporting	1309	793	60.58	540	128	532	118	524	129				
100800 1008	193	40	20.73	25	8	25	7	23	7				
100800 - Absentee Reporting	193	19	9.84	9	4	9	5	6	7				
100800 - Early Vote Reporting	193	83	43.01	51	20	55	15	49	21				
101000 1010	1197	287	23.98	184	53	182	50	172	58				
101000 - Absentee Reporting	1197	111	9.27	63	14	63	15	62	15				
101000 - Early Vote Reporting	1197	634	52.97	458	85	460	79	446	89				
101100 1011	1068	164	15.36	91	51	88	53	93	51				
101100 - Absentee Reporting	1068	53	4.96	25	12	28	9	28	11				
101100 - Early Vote Reporting	1068	417	39.04	249	100	249	101	260	79				
101200 1012	310	77	24.84	49	19	47	19	49	17				
101200 - Absentee Reporting	310	23	7.42	13	3	14	2	10	5				
101200 - Early Vote Reporting	310	119	38.39	65	31	67	28	64	31				
101400 1014	1198	254	21.20	159	54	167	39	157	47				
101400 - Absentee Reporting	1198	133	11.10	70	20	71	20	70	20				
101400 - Early Vote Reporting	1198	626	52.25	431	100	445	86	442	89				
101500 1015	52	11	21.15	7	1	7	1	7	0				
101500 - Absentee Reporting	52	6	11.54	*****									
101500 - Early Vote Reporting	52	15	28.85	8	6	8	6	7	5				
101600 1016	1072	300	27.99	187	60	184	66	186	63				
101600 - Absentee Reporting	1072	71	6.62	41	9	42	7	38	9				
101600 - Early Vote Reporting	1072	350	32.65	244	62	236	69	237	66				
101800 1018	1024	278	27.15	154	66	147	70	151	64				
101800 - Absentee Reporting	1024	54	5.27	30	8	30	8	27	12				
101800 - Early Vote Reporting	1024	355	34.67	218	92	222	81	215	83				
102000 1020	1109	204	18.39	127	41	129	40	123	44				
102000 - Absentee Reporting	1109	119	10.73	63	10	65	9	65	10				
102000 - Early Vote Reporting	1109	655	59.06	454	98	451	97	437	106				
102100 1021	0	0	0.00	0	0	0	0	0	0				
102100 - Absentee Reporting	0	0	0.00	0	0	0	0	0	0				
102100 - Early Vote Reporting	0	0	0.00	0	0	0	0	0	0				
102200 1022	919	145	15.78	92	29	90	23	84	26				
102200 - Absentee Reporting	919	81	8.81	46	9	46	11	47	10				
102200 - Early Vote Reporting	919	583	63.44	393	94	408	79	401	86				
102300 1023	659	85	12.90	56	12	55	9	51	12				
102300 - Absentee Reporting	659	95	14.42	47	12	46	12	46	12				
102300 - Early Vote Reporting	659	406	61.61	279	53	275	50	266	54				
102400 1024	1365	220	16.12	152	35	153	33	149	37				
102400 - Absentee Reporting	1365	137	10.04	88	11	87	11	88	11				
102400 - Early Vote Reporting	1365	849	62.20	601	122	612	106	587	127				
102600 1026	767	150	19.56	90	38	97	29	92	34				
102600 - Absentee Reporting	767	74	9.65	39	12	39	12	40	12				
102600 - Early Vote Reporting	767	446	58.15	289	91	299	76	286	83				

10-1057

November 6, 2012

GENERAL ELECTION

100017		NEVADA - NONPARTISAN											
	Registration	Ballots Cast	Turnout (%)	SUP CRT JUSTICE SEAT C Cherry, Michael A.	NONE OF THESE CANDIDATE	SUP CRT JUSTICE SEAT F Douglas, Michael L.	NONE OF THESE CANDIDATE	SUP CRT JUSTICE SEAT G Saitta, Nancy M.	NONE OF THESE CANDIDATE				
102700 1027	392	66	16.84	39	17	38	17	38	17				
102700 - Absentee Reporting	392	60	15.31	35	4	35	4	35	3				
102700 - Early Vote Reporting	392	210	53.57	140	35	135	35	126	44				
102900 1029	1360	267	19.63	176	50	182	48	177	50				
102900 - Absentee Reporting	1360	121	8.90	75	12	75	12	74	11				
102900 - Early Vote Reporting	1360	777	57.13	541	120	545	107	528	122				
103100 1031	731	170	23.26	102	35	110	32	100	39				
103100 - Absentee Reporting	731	76	10.40	38	12	40	13	37	13				
103100 - Early Vote Reporting	731	394	53.90	272	60	271	58	266	60				
103200 1032	581	151	25.99	92	33	100	28	99	26				
103200 - Absentee Reporting	581	60	10.33	37	8	38	8	37	9				
103200 - Early Vote Reporting	581	297	51.12	214	48	212	46	214	43				
103300 1033	1012	235	23.22	157	42	158	38	149	44				
103300 - Absentee Reporting	1012	115	11.36	59	18	59	18	63	18				
103300 - Early Vote Reporting	1012	506	50.00	334	101	345	89	340	91				
103500 1035	490	155	31.63	94	42	96	29	92	33				
103500 - Absentee Reporting	490	21	4.29	12	4	13	3	13	2				
103500 - Early Vote Reporting	490	214	43.67	147	41	154	30	150	33				
103600 1036	619	131	21.16	81	31	82	26	82	26				
103600 - Absentee Reporting	619	46	7.43	24	11	24	10	24	10				
103600 - Early Vote Reporting	619	305	49.27	197	66	202	60	197	65				
103800 1038	465	134	28.82	89	20	86	25	91	21				
103800 - Absentee Reporting	465	39	8.39	19	5	19	5	17	7				
103800 - Early Vote Reporting	465	253	54.41	179	35	179	35	176	40				
103900 1039	690	104	15.07	61	30	65	26	63	24				
103900 - Absentee Reporting	690	56	8.12	27	18	29	14	28	17				
103900 - Early Vote Reporting	690	188	27.25	107	49	109	48	107	48				
104000 1040	1	0	0.00	0	0	0	0	0	0				
104000 - Absentee Reporting	1	0	0.00	0	0	0	0	0	0				
104000 - Early Vote Reporting	1	0	0.00	0	0	0	0	0	0				
104300 1043	869	169	19.45	120	31	128	23	123	28				
104300 - Absentee Reporting	869	70	8.06	38	10	38	10	38	10				
104300 - Early Vote Reporting	869	353	40.62	245	64	241	67	236	70				
104400 1044	1180	252	21.36	148	63	157	56	148	59				
104400 - Absentee Reporting	1180	85	7.20	48	14	46	15	47	15				
104400 - Early Vote Reporting	1180	528	44.75	350	104	360	95	356	90				
104500 1045	606	137	22.61	76	33	78	26	66	39				
104500 - Absentee Reporting	606	70	11.55	40	11	37	11	42	8				
104500 - Early Vote Reporting	606	200	33.00	120	36	126	34	123	36				
104600 1046	96	23	23.96	14	4	15	3	15	3				
104600 - Absentee Reporting	96	14	14.58	12	1	13	0	12	1				
104600 - Early Vote Reporting	96	42	43.75	25	9	25	9	25	8				
104700 1047	315	54	17.14	38	8	40	7	38	7				
104700 - Absentee Reporting	315	46	14.60	30	3	33	2	33	2				
104700 - Early Vote Reporting	315	190	60.32	145	27	146	23	140	26				
104900 1049	1	0	0.00	0	0	0	0	0	0				
104900 - Absentee Reporting	1	0	0.00	0	0	0	0	0	0				
104900 - Early Vote Reporting	1	0	0.00	0	0	0	0	0	0				
105000 1050	0	0	0.00	0	0	0	0	0	0				
105000 - Absentee Reporting	0	0	0.00	0	0	0	0	0	0				
105000 - Early Vote Reporting	0	0	0.00	0	0	0	0	0	0				
105100 1051	1	0	0.00	0	0	0	0	0	0				
105100 - Absentee Reporting	1	0	0.00	0	0	0	0	0	0				
105100 - Early Vote Reporting	1	0	0.00	0	0	0	0	0	0				
105300 1053	414	74	17.87	44	14	44	13	42	12				
105300 - Absentee Reporting	414	29	7.00	22	1	22	1	21	1				
105300 - Early Vote Reporting	414	246	59.42	147	46	152	44	147	47				
105500 1055	1077	227	21.08	133	61	136	56	133	55				
105500 - Absentee Reporting	1077	78	7.24	53	10	53	10	52	12				
105500 - Early Vote Reporting	1077	542	50.32	358	91	353	92	351	95				

12-1057

WASHOE COUNTY Statement of Vote
GENERAL ELECTION

NEVADA - NONPARTISAN												
100017	Registration	Ballots Cast	Turnout (%)	SUP CRT JUSTICE SEAT C Cherry, Michael A.	NONE OF THESE CANDIDATE	SUP CRT JUSTICE SEAT F Douglas, Michael L.	NONE OF THESE CANDIDATE	SUP CRT JUSTICE SEAT G Saitta, Nancy M.	NONE OF THESE CANDIDATE			
105600	1056	974	207	21.25	137	42	146	33	142	35		
105600	- Absentee Reporting	974	71	7.29	41	9	41	9	43	8		
105600	- Early Vote Reporting	974	502	51.54	356	87	363	73	357	82		
105700	1057	1282	295	23.01	193	54	197	51	191	57		
105700	- Absentee Reporting	1282	82	6.40	46	11	48	10	46	12		
105700	- Early Vote Reporting	1282	582	45.40	365	107	375	106	359	121		
105800	1058	2	0	0.00	0	0	0	0	0	0		
105800	- Absentee Reporting	2	2	100.00	*****						*****	
105800	- Early Vote Reporting	2	0	0.00	0	0	0	0	0	0		
105900	1059	0	0	0.00	0	0	0	0	0	0		
105900	- Absentee Reporting	0	0	0.00	0	0	0	0	0	0		
105900	- Early Vote Reporting	0	0	0.00	0	0	0	0	0	0		
106100	1061	0	0	0.00	0	0	0	0	0	0		
106100	- Absentee Reporting	0	0	0.00	0	0	0	0	0	0		
106100	- Early Vote Reporting	0	0	0.00	0	0	0	0	0	0		
200000	2000	407	89	21.87	52	24	55	22	50	24		
200000	- Absentee Reporting	407	28	6.88	17	5	19	3	20	2		
200000	- Early Vote Reporting	407	231	56.76	151	49	156	44	157	40		
200200	2002	0	0	0.00	0	0	0	0	0	0		
200200	- Absentee Reporting	0	0	0.00	0	0	0	0	0	0		
200200	- Early Vote Reporting	0	0	0.00	0	0	0	0	0	0		
200400	2004	877	138	15.74	72	44	78	40	79	40		
200400	- Absentee Reporting	877	59	6.73	35	14	39	11	39	12		
200400	- Early Vote Reporting	877	311	35.46	165	89	170	90	179	77		
200600	2006	909	231	25.41	166	43	164	39	160	42		
200600	- Absentee Reporting	909	106	11.66	68	14	68	15	67	14		
200600	- Early Vote Reporting	909	456	50.17	321	70	323	69	312	75		
200700	2007	72	9	12.50	*****						*****	
200700	- Absentee Reporting	72	5	6.94	*****						*****	
200700	- Early Vote Reporting	72	32	44.44	22	8	24	6	22	8		
200900	2009	335	42	12.54	28	9	30	8	33	5		
200900	- Absentee Reporting	335	23	6.87	17	1	17	1	18	0		
200900	- Early Vote Reporting	335	117	34.93	67	37	68	36	74	29		
201000	2010	228	94	41.23	55	10	55	13	56	13		
201000	- Absentee Reporting	228	34	14.91	17	2	17	2	15	5		
201000	- Early Vote Reporting	228	39	17.11	28	4	28	2	30	1		
201300	2013	376	72	19.15	52	10	56	9	54	8		
201300	- Absentee Reporting	376	53	14.10	29	6	29	6	26	7		
201300	- Early Vote Reporting	376	187	49.73	130	28	127	32	129	29		
201600	2016	462	124	26.84	78	27	81	24	80	27		
201600	- Absentee Reporting	462	74	16.02	38	11	42	11	38	12		
201600	- Early Vote Reporting	462	200	43.29	148	28	150	27	144	30		
201700	2017	728	131	17.99	73	41	78	37	78	36		
201700	- Absentee Reporting	728	80	10.99	42	11	45	13	43	11		
201700	- Early Vote Reporting	728	321	44.09	203	86	210	82	207	78		
201800	2018	1262	253	20.05	170	52	175	51	167	56		
201800	- Absentee Reporting	1262	78	6.18	44	11	43	12	46	9		
201800	- Early Vote Reporting	1262	638	50.55	420	144	422	140	422	146		
201900	2019	404	92	22.77	60	17	61	16	61	16		
201900	- Absentee Reporting	404	43	10.64	25	5	24	6	25	6		
201900	- Early Vote Reporting	404	217	53.71	158	31	159	31	157	33		
202000	2020	427	78	18.27	37	30	40	28	37	29		
202000	- Absentee Reporting	427	22	5.15	17	2	17	2	18	0		
202000	- Early Vote Reporting	427	158	37.00	99	37	105	31	104	33		
202100	2021	596	108	18.12	73	18	75	15	74	13		
202100	- Absentee Reporting	596	57	9.56	32	8	36	5	33	4		
202100	- Early Vote Reporting	596	329	55.20	221	57	220	60	217	57		
202200	2022	553	84	15.19	52	27	56	22	52	27		
202200	- Absentee Reporting	553	56	10.13	32	10	37	7	34	8		
202200	- Early Vote Reporting	553	320	57.87	205	72	211	63	205	71		

1001-01

WASHOE COUNTY Statement of Vote
GENERAL ELECTION

100017		NEVADA - NONPARTISAN											
	Registration	Ballots Cast	Turnout (%)	SUP CRT JUSTICE SEAT C Cherry, Michael A.	NONE OF THESE CANDIDATE	SUP CRT JUSTICE SEAT F Douglas, Michael L.	NONE OF THESE CANDIDATE	SUP CRT JUSTICE SEAT G Saitta, Nancy M.	NONE OF THESE CANDIDATE				
202300 2023	1059	242	22.85	151	56	157	51	149	60				
202300 - Absentee Reporting	1059	53	5.00	32	6	35	5	34	7				
202300 - Early Vote Reporting	1059	454	42.87	278	127	286	119	281	123				
202500 2025	479	66	13.78	43	11	43	13	39	14				
202500 - Absentee Reporting	479	74	15.45	43	5	44	3	42	6				
202500 - Early Vote Reporting	479	269	56.16	193	37	202	30	192	38				
202600 2026	330	82	24.85	48	24	41	23	36	26				
202600 - Absentee Reporting	330	26	7.88	7	4	7	4	6	3				
202600 - Early Vote Reporting	330	151	45.76	76	44	84	37	82	36				
202700 2027	550	91	16.55	57	18	61	11	57	17				
202700 - Absentee Reporting	550	74	13.45	37	8	38	5	35	7				
202700 - Early Vote Reporting	550	313	56.91	218	43	214	44	214	42				
202800 2028	822	163	19.83	108	21	108	19	106	23				
202800 - Absentee Reporting	822	109	13.26	53	13	55	12	54	12				
202800 - Early Vote Reporting	822	438	53.28	288	68	287	69	277	70				
202900 2029	646	111	17.18	77	17	76	19	75	16				
202900 - Absentee Reporting	646	76	11.76	54	7	54	7	53	8				
202900 - Early Vote Reporting	646	326	50.46	223	49	225	46	209	57				
203000 2030	576	124	21.53	81	16	80	19	77	22				
203000 - Absentee Reporting	576	52	9.03	39	3	41	2	39	2				
203000 - Early Vote Reporting	576	302	52.43	197	45	199	43	197	43				
203100 2031	1015	178	17.54	125	24	124	25	121	27				
203100 - Absentee Reporting	1015	138	13.60	90	19	95	16	89	19				
203100 - Early Vote Reporting	1015	562	55.37	403	101	414	91	406	99				
203200 2032	933	248	26.58	147	70	146	71	149	71				
203200 - Absentee Reporting	933	45	4.82	24	5	23	7	22	7				
203200 - Early Vote Reporting	933	342	36.66	230	81	235	76	236	76				
203300 2033	848	161	18.99	100	41	100	40	97	41				
203300 - Absentee Reporting	848	61	7.19	36	10	38	9	36	10				
203300 - Early Vote Reporting	848	489	57.67	338	84	342	81	340	87				
203400 2034	479	70	14.61	50	9	49	9	47	11				
203400 - Absentee Reporting	479	60	12.53	37	8	35	9	35	9				
203400 - Early Vote Reporting	479	286	59.71	204	42	211	37	200	46				
203500 2035	797	145	18.19	94	36	97	34	100	31				
203500 - Absentee Reporting	797	108	13.55	68	18	74	11	70	15				
203500 - Early Vote Reporting	797	403	50.56	262	78	267	75	261	80				
203600 2036	905	163	18.01	108	39	110	39	109	38				
203600 - Absentee Reporting	905	100	11.05	63	15	65	12	64	13				
203600 - Early Vote Reporting	905	490	54.14	361	80	367	74	359	83				
203700 2037	295	46	15.59	28	10	28	10	28	10				
203700 - Absentee Reporting	295	51	17.29	27	7	34	3	28	8				
203700 - Early Vote Reporting	295	166	56.27	114	29	116	24	115	26				
203900 2039	622	133	21.38	77	32	75	35	76	34				
203900 - Absentee Reporting	622	51	8.20	28	9	28	9	34	8				
203900 - Early Vote Reporting	622	223	35.85	116	65	130	54	127	58				
204000 2040	473	76	16.07	44	19	49	18	44	19				
204000 - Absentee Reporting	473	49	10.36	25	8	25	8	25	9				
204000 - Early Vote Reporting	473	253	53.49	166	52	167	53	163	52				
204100 2041	718	193	26.88	129	40	134	36	128	40				
204100 - Absentee Reporting	718	53	7.38	33	5	35	4	32	5				
204100 - Early Vote Reporting	718	349	48.61	252	62	262	54	253	64				
204200 2042	1173	285	24.30	181	65	190	57	186	62				
204200 - Absentee Reporting	1173	58	4.94	33	10	33	9	35	7				
204200 - Early Vote Reporting	1173	580	49.45	409	119	415	113	401	128				
204300 2043	2	0	0.00	0	0	0	0	0	0				
204300 - Absentee Reporting	2	0	0.00	0	0	0	0	0	0				
204300 - Early Vote Reporting	2	1	50.00	*****	*****	*****	*****	*****	*****				
204400 2044	13	5	38.46	*****	*****	*****	*****	*****	*****				
204400 - Absentee Reporting	13	2	15.38	*****	*****	*****	*****	*****	*****				
204400 - Early Vote Reporting	13	2	15.38	*****	*****	*****	*****	*****	*****				

1X-1057

WASHOE COUNTY Statement of Vote
GENERAL ELECTION

NEVADA - NONPARTISAN											
100017											
	Registration	Ballots Cast	Turnout (%)	SUP CRT JUSTICE SEAT C Cherry, Michael A.	NONE OF THESE CANDIDATE	SUP CRT JUSTICE SEAT F Douglas, Michael L.	NONE OF THESE CANDIDATE	SUP CRT JUSTICE SEAT G Saitta, Nancy M.	NONE OF THESE CANDIDATE		
204500 2045	0	0	0.00	0	0	0	0	0	0		
204500 - Absentee Reporting	0	0	0.00	0	0	0	0	0	0		
204500 - Early Vote Reporting	0	0	0.00	0	0	0	0	0	0		
204600 2046	3	3	100.00	*****		Insufficient Turnout to Protect Voter Privacy		*****			
204600 - Absentee Reporting	3	0	0.00	0	0	0	0	0	0		
204600 - Early Vote Reporting	3	0	0.00	0	0	0	0	0	0		
204700 2047	1242	325	26.17	223	61	226	61	225	61		
204700 - Absentee Reporting	1242	68	5.48	37	13	39	12	36	13		
204700 - Early Vote Reporting	1242	663	53.38	460	131	471	123	457	139		
204800 2048	0	0	0.00	0	0	0	0	0	0		
204800 - Absentee Reporting	0	0	0.00	0	0	0	0	0	0		
204800 - Early Vote Reporting	0	0	0.00	0	0	0	0	0	0		
204900 2049	832	149	17.91	99	32	100	31	100	32		
204900 - Absentee Reporting	832	71	8.53	39	12	41	11	35	15		
204900 - Early Vote Reporting	832	356	42.79	213	99	222	85	214	93		
205000 2050	588	129	21.94	90	18	92	18	92	19		
205000 - Absentee Reporting	588	79	13.44	48	6	51	3	49	6		
205000 - Early Vote Reporting	588	309	52.55	202	54	206	51	217	41		
205100 2051	0	0	0.00	0	0	0	0	0	0		
205100 - Absentee Reporting	0	0	0.00	0	0	0	0	0	0		
205100 - Early Vote Reporting	0	0	0.00	0	0	0	0	0	0		
205300 2053	0	0	0.00	0	0	0	0	0	0		
205300 - Absentee Reporting	0	0	0.00	0	0	0	0	0	0		
205300 - Early Vote Reporting	0	0	0.00	0	0	0	0	0	0		
205400 2054	0	0	0.00	0	0	0	0	0	0		
205400 - Absentee Reporting	0	0	0.00	0	0	0	0	0	0		
205400 - Early Vote Reporting	0	0	0.00	0	0	0	0	0	0		
205500 2055	953	241	25.29	158	57	162	51	161	54		
205500 - Absentee Reporting	953	61	6.40	34	15	36	13	35	14		
205500 - Early Vote Reporting	953	519	54.46	355	95	365	85	356	92		
205700 2057	1	0	0.00	0	0	0	0	0	0		
205700 - Absentee Reporting	1	0	0.00	0	0	0	0	0	0		
205700 - Early Vote Reporting	1	0	0.00	0	0	0	0	0	0		
205800 2058	1446	405	28.01	291	63	294	63	283	74		
205800 - Absentee Reporting	1446	116	8.02	65	15	69	13	62	15		
205800 - Early Vote Reporting	1446	699	48.34	474	138	476	137	470	147		
205900 2059	225	46	20.44	28	12	29	11	29	11		
205900 - Absentee Reporting	225	25	11.11	17	1	17	1	15	3		
205900 - Early Vote Reporting	225	119	52.89	78	23	81	20	74	28		
206000 2060	0	0	0.00	0	0	0	0	0	0		
206000 - Absentee Reporting	0	0	0.00	0	0	0	0	0	0		
206000 - Early Vote Reporting	0	0	0.00	0	0	0	0	0	0		
206100 2061	0	0	0.00	0	0	0	0	0	0		
206100 - Absentee Reporting	0	0	0.00	0	0	0	0	0	0		
206100 - Early Vote Reporting	0	0	0.00	0	0	0	0	0	0		
206200 2062	0	0	0.00	0	0	0	0	0	0		
206200 - Absentee Reporting	0	0	0.00	0	0	0	0	0	0		
206200 - Early Vote Reporting	0	0	0.00	0	0	0	0	0	0		
206300 2063	4	0	0.00	0	0	0	0	0	0		
206300 - Absentee Reporting	4	1	25.00	*****		Insufficient Turnout to Protect Voter Privacy		*****			
206300 - Early Vote Reporting	4	3	75.00	*****		Insufficient Turnout to Protect Voter Privacy		*****			
206400 2064	0	0	0.00	0	0	0	0	0	0		
206400 - Absentee Reporting	0	0	0.00	0	0	0	0	0	0		
206400 - Early Vote Reporting	0	0	0.00	0	0	0	0	0	0		
206500 2065	4	3	75.00	*****		Insufficient Turnout to Protect Voter Privacy		*****			
206500 - Absentee Reporting	4	0	0.00	0	0	0	0	0	0		
206500 - Early Vote Reporting	4	0	0.00	0	0	0	0	0	0		
206600 2066	0	0	0.00	0	0	0	0	0	0		
206600 - Absentee Reporting	0	0	0.00	0	0	0	0	0	0		
206600 - Early Vote Reporting	0	0	0.00	0	0	0	0	0	0		

1001-01

WASHOE COUNTY Statement of Vote
GENERAL ELECTION

100017		NEVADA - NONPARTISAN											
	Registration	Ballots Cast	Turnout (%)	SUP CRT JUSTICE SEAT C Cherry, Michael A.	NONE OF THESE CANDIDATE	SUP CRT JUSTICE SEAT F Douglas, Michael L.	NONE OF THESE CANDIDATE	SUP CRT JUSTICE SEAT G Saitta, Nancy M.	NONE OF THESE CANDIDATE				
206700 2067	0	0	0.00	0	0	0	0	0	0				
206700 - Absentee Reporting	0	0	0.00	0	0	0	0	0	0				
206700 - Early Vote Reporting	0	0	0.00	0	0	0	0	0	0				
206800 2068	6	3	50.00	*****	*****	*****	*****	*****	*****	Insufficient Turnout to Protect Voter Privacy	*****	*****	*****
206800 - Absentee Reporting	6	1	16.67	*****	*****	*****	*****	*****	*****	Insufficient Turnout to Protect Voter Privacy	*****	*****	*****
206800 - Early Vote Reporting	6	1	16.67	*****	*****	*****	*****	*****	*****	Insufficient Turnout to Protect Voter Privacy	*****	*****	*****
206900 2069	2	2	100.00	*****	*****	*****	*****	*****	*****	Insufficient Turnout to Protect Voter Privacy	*****	*****	*****
206900 - Absentee Reporting	2	0	0.00	0	0	0	0	0	0				
206900 - Early Vote Reporting	2	0	0.00	0	0	0	0	0	0				
207000 2070	0	0	0.00	0	0	0	0	0	0				
207000 - Absentee Reporting	0	0	0.00	0	0	0	0	0	0				
207000 - Early Vote Reporting	0	0	0.00	0	0	0	0	0	0				
207200 2072	3	0	0.00	0	0	0	0	0	0				
207200 - Absentee Reporting	3	0	0.00	0	0	0	0	0	0				
207200 - Early Vote Reporting	3	3	100.00	*****	*****	*****	*****	*****	*****	Insufficient Turnout to Protect Voter Privacy	*****	*****	*****
207300 2073	2	0	0.00	0	0	0	0	0	0				
207300 - Absentee Reporting	2	1	50.00	*****	*****	*****	*****	*****	*****	Insufficient Turnout to Protect Voter Privacy	*****	*****	*****
207300 - Early Vote Reporting	2	1	50.00	*****	*****	*****	*****	*****	*****	Insufficient Turnout to Protect Voter Privacy	*****	*****	*****
207400 2074	0	0	0.00	0	0	0	0	0	0				
207400 - Absentee Reporting	0	0	0.00	0	0	0	0	0	0				
207400 - Early Vote Reporting	0	0	0.00	0	0	0	0	0	0				
207500 2075	28	7	25.00	*****	*****	*****	*****	*****	*****	Insufficient Turnout to Protect Voter Privacy	*****	*****	*****
207500 - Absentee Reporting	28	0	0.00	0	0	0	0	0	0				
207500 - Early Vote Reporting	28	19	67.86	12	6	14	4	12	6				
207600 2076	2	0	0.00	0	0	0	0	0	0				
207600 - Absentee Reporting	2	2	100.00	*****	*****	*****	*****	*****	*****	Insufficient Turnout to Protect Voter Privacy	*****	*****	*****
207600 - Early Vote Reporting	2	0	0.00	0	0	0	0	0	0				
207700 2077	2	1	50.00	*****	*****	*****	*****	*****	*****	Insufficient Turnout to Protect Voter Privacy	*****	*****	*****
207700 - Absentee Reporting	2	0	0.00	0	0	0	0	0	0				
207700 - Early Vote Reporting	2	1	50.00	*****	*****	*****	*****	*****	*****	Insufficient Turnout to Protect Voter Privacy	*****	*****	*****
207800 2078	0	0	0.00	0	0	0	0	0	0				
207800 - Absentee Reporting	0	0	0.00	0	0	0	0	0	0				
207800 - Early Vote Reporting	0	0	0.00	0	0	0	0	0	0				
207900 2079	2	0	0.00	0	0	0	0	0	0				
207900 - Absentee Reporting	2	0	0.00	0	0	0	0	0	0				
207900 - Early Vote Reporting	2	2	100.00	*****	*****	*****	*****	*****	*****	Insufficient Turnout to Protect Voter Privacy	*****	*****	*****
208000 2080	962	212	22.04	130	52	141	42	136	49				
208000 - Absentee Reporting	962	90	9.36	54	10	52	10	56	8				
208000 - Early Vote Reporting	962	434	45.11	287	96	295	90	286	100				
300100 3001	546	88	16.12	55	22	59	19	52	25				
300100 - Absentee Reporting	546	55	10.07	32	13	33	12	32	14				
300100 - Early Vote Reporting	546	184	33.70	107	49	106	50	118	43				
300200 3002	12	1	8.33	*****	*****	*****	*****	*****	*****	Insufficient Turnout to Protect Voter Privacy	*****	*****	*****
300200 - Absentee Reporting	12	3	25.00	*****	*****	*****	*****	*****	*****	Insufficient Turnout to Protect Voter Privacy	*****	*****	*****
300200 - Early Vote Reporting	12	5	41.67	*****	*****	*****	*****	*****	*****	Insufficient Turnout to Protect Voter Privacy	*****	*****	*****
300300 3003	3	0	0.00	0	0	0	0	0	0				
300300 - Absentee Reporting	3	3	100.00	*****	*****	*****	*****	*****	*****	Insufficient Turnout to Protect Voter Privacy	*****	*****	*****
300300 - Early Vote Reporting	3	0	0.00	0	0	0	0	0	0				
300400 3004	608	182	29.93	117	50	122	44	121	40				
300400 - Absentee Reporting	608	50	8.22	29	1	29	2	25	3				
300400 - Early Vote Reporting	608	235	38.65	155	50	154	54	167	45				
300500 3005	85	15	17.65	7	4	7	4	8	2				
300500 - Absentee Reporting	85	7	8.24	*****	*****	*****	*****	*****	*****	Insufficient Turnout to Protect Voter Privacy	*****	*****	*****
300500 - Early Vote Reporting	85	23	27.06	11	10	12	9	13	8				
300600 3006	66	6	9.09	*****	*****	*****	*****	*****	*****	Insufficient Turnout to Protect Voter Privacy	*****	*****	*****
300600 - Absentee Reporting	66	12	18.18	7	1	6	2	8	0				
300600 - Early Vote Reporting	66	37	56.06	25	9	23	10	23	9				
300700 3007	1087	237	21.80	145	59	139	63	134	62				
300700 - Absentee Reporting	1087	67	6.16	36	19	40	15	37	17				
300700 - Early Vote Reporting	1087	477	43.88	285	115	291	110	301	97				

18-1057

WASHOE COUNTY Statement of Vote
GENERAL ELECTION

100017		NEVADA - NONPARTISAN											
	Registration	Ballots Cast	Turnout (%)	SUP CRT JUSTICE SEAT C Cherry, Michael A.	NONE OF THESE CANDIDATE	SUP CRT JUSTICE SEAT F Douglas, Michael L.	NONE OF THESE CANDIDATE	SUP CRT JUSTICE SEAT G Saitta, Nancy M.	NONE OF THESE CANDIDATE				
300800 3008	584	95	16.27	57	29	58	28	57	26				
300800 - Absentee Reporting	584	46	7.88	33	10	33	9	34	9				
300800 - Early Vote Reporting	584	197	33.73	118	56	118	56	122	50				
300900 3009	1308	267	20.41	152	77	160	74	154	65				
300900 - Absentee Reporting	1308	96	7.34	58	16	56	17	55	17				
300900 - Early Vote Reporting	1308	459	35.09	292	98	298	96	281	103				
301000 3010	1181	232	19.64	144	61	147	58	143	53				
301000 - Absentee Reporting	1181	90	7.62	53	22	57	17	59	16				
301000 - Early Vote Reporting	1181	466	39.46	275	122	280	122	281	118				
301100 3011	369	67	18.16	37	20	38	19	38	19				
301100 - Absentee Reporting	369	26	7.05	16	4	17	2	14	4				
301100 - Early Vote Reporting	369	116	31.44	68	31	70	32	67	34				
301200 3012	1026	209	20.37	115	66	125	58	108	66				
301200 - Absentee Reporting	1026	61	5.95	36	11	35	11	33	10				
301200 - Early Vote Reporting	1026	384	37.43	221	115	231	110	234	102				
301300 3013	7	0	0.00	0	0	0	0	0	0				
301300 - Absentee Reporting	7	3	42.86	*****	*****	Insufficient Turnout to Protect Voter Privacy	*****	Insufficient Turnout to Protect Voter Privacy	*****				
301300 - Early Vote Reporting	7	2	28.57	*****	*****	Insufficient Turnout to Protect Voter Privacy	*****	Insufficient Turnout to Protect Voter Privacy	*****				
301400 3014	83	18	21.69	10	6	10	5	9	6				
301400 - Absentee Reporting	83	8	9.64	*****	*****	Insufficient Turnout to Protect Voter Privacy	*****	Insufficient Turnout to Protect Voter Privacy	*****				
301400 - Early Vote Reporting	83	35	42.17	24	7	26	5	26	5				
301500 3015	53	6	11.32	*****	*****	Insufficient Turnout to Protect Voter Privacy	*****	Insufficient Turnout to Protect Voter Privacy	*****				
301500 - Absentee Reporting	53	0	0.00	0	0	0	0	0	0				
301500 - Early Vote Reporting	53	8	15.09	*****	*****	Insufficient Turnout to Protect Voter Privacy	*****	Insufficient Turnout to Protect Voter Privacy	*****				
301600 3016	1155	307	26.58	190	82	185	83	182	89				
301600 - Absentee Reporting	1155	74	6.41	48	9	45	12	45	9				
301600 - Early Vote Reporting	1155	460	39.83	288	112	300	96	295	103				
301700 3017	1005	221	21.99	137	66	138	65	133	68				
301700 - Absentee Reporting	1005	92	9.15	56	17	59	14	58	13				
301700 - Early Vote Reporting	1005	402	40.00	247	85	249	88	255	82				
301800 3018	1000	211	21.10	126	63	127	62	130	57				
301800 - Absentee Reporting	1000	47	4.70	36	7	36	5	35	5				
301800 - Early Vote Reporting	1000	415	41.50	259	93	264	93	263	88				
301900 3019	713	111	15.57	63	38	66	32	65	32				
301900 - Absentee Reporting	713	40	5.61	22	7	21	8	22	7				
301900 - Early Vote Reporting	713	313	43.90	198	70	196	75	193	73				
302000 3020	582	106	18.21	57	38	56	38	59	35				
302000 - Absentee Reporting	582	28	4.81	15	5	16	5	15	4				
302000 - Early Vote Reporting	582	240	41.24	145	65	150	62	156	57				
302100 3021	14	3	21.43	*****	*****	Insufficient Turnout to Protect Voter Privacy	*****	Insufficient Turnout to Protect Voter Privacy	*****				
302100 - Absentee Reporting	14	2	14.29	*****	*****	Insufficient Turnout to Protect Voter Privacy	*****	Insufficient Turnout to Protect Voter Privacy	*****				
302100 - Early Vote Reporting	14	7	50.00	*****	*****	Insufficient Turnout to Protect Voter Privacy	*****	Insufficient Turnout to Protect Voter Privacy	*****				
302200 3022	979	222	22.68	145	46	146	47	144	47				
302200 - Absentee Reporting	979	56	5.72	39	5	41	4	39	6				
302200 - Early Vote Reporting	979	486	49.64	319	108	324	104	329	98				
302300 3023	441	130	29.48	81	37	85	34	83	33				
302300 - Absentee Reporting	441	26	5.90	14	8	14	7	13	8				
302300 - Early Vote Reporting	441	141	31.97	82	47	83	45	83	47				
302400 3024	1105	172	15.57	111	43	113	43	113	37				
302400 - Absentee Reporting	1105	64	5.79	36	13	33	12	34	13				
302400 - Early Vote Reporting	1105	636	57.56	412	143	425	131	406	133				
302500 3025	5	0	0.00	0	0	0	0	0	0				
302500 - Absentee Reporting	5	0	0.00	0	0	0	0	0	0				
302500 - Early Vote Reporting	5	5	100.00	*****	*****	Insufficient Turnout to Protect Voter Privacy	*****	Insufficient Turnout to Protect Voter Privacy	*****				
302600 3026	1303	205	15.73	131	50	133	47	130	53				
302600 - Absentee Reporting	1303	134	10.28	81	17	85	11	86	10				
302600 - Early Vote Reporting	1303	661	50.73	456	122	457	121	461	123				
302700 3027	12	3	25.00	*****	*****	Insufficient Turnout to Protect Voter Privacy	*****	Insufficient Turnout to Protect Voter Privacy	*****				
302700 - Absentee Reporting	12	2	16.67	*****	*****	Insufficient Turnout to Protect Voter Privacy	*****	Insufficient Turnout to Protect Voter Privacy	*****				
302700 - Early Vote Reporting	12	5	41.67	*****	*****	Insufficient Turnout to Protect Voter Privacy	*****	Insufficient Turnout to Protect Voter Privacy	*****				

12-1054

WASHOE COUNTY Statement of Vote
GENERAL ELECTION

NEVADA - NONPARTISAN

100017

	Registration	Ballots Cast	Turnout (%)	SUP CRT JUSTICE SEAT C Chery, Michael A.	NONE OF THESE CANDIDATE	SUP CRT JUSTICE SEAT F Douglas, Michael L.	NONE OF THESE CANDIDATE	SUP CRT JUSTICE SEAT G Saitta, Nancy M.	NONE OF THESE CANDIDATE			
302800 3028	298	82	27.52	39	34	43	29	49	22			
302800 - Absentee Reporting	298	8	2.68	***** Insufficient Turnout to Protect Voter Privacy *****								
302800 - Early Vote Reporting	298	119	39.93	79	26	77	29	81	24			
302900 3029	339	38	11.21	27	7	27	7	23	11			
302900 - Absentee Reporting	339	25	7.37	22	2	20	4	19	5			
302900 - Early Vote Reporting	339	204	60.18	150	36	151	37	141	42			
303000 3030	577	116	20.10	78	29	78	29	77	30			
303000 - Absentee Reporting	577	47	8.15	29	6	30	5	33	0			
303000 - Early Vote Reporting	577	294	50.95	218	45	223	40	217	49			
303100 3031	583	89	15.27	62	21	59	23	56	26			
303100 - Absentee Reporting	583	14	2.40	10	0	10	1	9	0			
303100 - Early Vote Reporting	583	262	44.94	161	83	169	74	171	75			
303200 3032	706	103	14.59	71	22	72	21	69	24			
303200 - Absentee Reporting	706	61	8.64	32	9	32	10	31	12			
303200 - Early Vote Reporting	706	427	60.48	309	74	311	73	309	81			
303300 3033	188	33	17.55	21	10	22	9	23	7			
303300 - Absentee Reporting	188	8	4.26	***** Insufficient Turnout to Protect Voter Privacy *****								
303300 - Early Vote Reporting	188	73	38.83	52	16	53	15	49	18			
303400 3034	0	0	0.00	0	0	0	0	0	0			
303400 - Absentee Reporting	0	0	0.00	0	0	0	0	0	0			
303400 - Early Vote Reporting	0	1	0.00	***** Insufficient Turnout to Protect Voter Privacy *****								
303500 3035	0	0	0.00	0	0	0	0	0	0			
303500 - Absentee Reporting	0	0	0.00	0	0	0	0	0	0			
303500 - Early Vote Reporting	0	0	0.00	0	0	0	0	0	0			
303600 3036	246	58	23.58	43	9	43	10	37	10			
303600 - Absentee Reporting	246	13	5.28	11	0	9	1	8	1			
303600 - Early Vote Reporting	246	84	34.15	50	24	48	26	47	24			
303800 3038	472	163	34.53	108	39	112	38	108	41			
303800 - Absentee Reporting	472	21	4.45	11	4	10	5	10	5			
303800 - Early Vote Reporting	472	212	44.92	153	44	154	42	152	46			
303900 3039	2	0	0.00	0	0	0	0	0	0			
303900 - Absentee Reporting	2	0	0.00	0	0	0	0	0	0			
303900 - Early Vote Reporting	2	2	100.00	***** Insufficient Turnout to Protect Voter Privacy *****								
304000 3040	482	88	18.26	49	33	50	29	56	23			
304000 - Absentee Reporting	482	27	5.60	18	7	17	8	19	6			
304000 - Early Vote Reporting	482	183	37.97	101	52	101	53	95	52			
400000 4000	788	162	20.56	93	47	99	45	93	47			
400000 - Absentee Reporting	788	37	4.70	24	5	24	7	22	10			
400000 - Early Vote Reporting	788	284	36.04	186	63	188	64	179	66			
400300 4003	834	195	23.38	116	51	116	50	108	53			
400300 - Absentee Reporting	834	78	9.35	55	15	56	14	56	14			
400300 - Early Vote Reporting	834	353	42.33	262	60	266	57	258	65			
400500 4005	536	112	20.90	75	22	77	23	71	29			
400500 - Absentee Reporting	536	41	7.65	32	3	30	5	30	5			
400500 - Early Vote Reporting	536	177	33.02	112	51	113	50	113	47			
400700 4007	16	4	25.00	***** Insufficient Turnout to Protect Voter Privacy *****								
400700 - Absentee Reporting	16	1	6.25	***** Insufficient Turnout to Protect Voter Privacy *****								
400700 - Early Vote Reporting	16	3	18.75	***** Insufficient Turnout to Protect Voter Privacy *****								
400800 4008	0	0	0.00	0	0	0	0	0	0			
400800 - Absentee Reporting	0	0	0.00	0	0	0	0	0	0			
400800 - Early Vote Reporting	0	0	0.00	0	0	0	0	0	0			
400900 4009	459	127	27.67	79	38	83	35	80	35			
400900 - Absentee Reporting	459	51	11.11	30	8	33	4	31	6			
400900 - Early Vote Reporting	459	163	35.51	112	40	112	38	110	40			
401200 4012	814	211	25.92	131	55	133	56	122	59			
401200 - Absentee Reporting	814	43	5.28	30	3	29	4	29	5			
401200 - Early Vote Reporting	814	286	35.14	180	69	186	66	177	70			
401400 4014	1055	201	19.05	129	48	133	44	120	53			
401400 - Absentee Reporting	1055	77	7.30	46	14	46	12	40	15			
401400 - Early Vote Reporting	1055	493	46.73	331	98	331	101	331	96			

12-10-12

WASHOE COUNTY Statement of Vote
GENERAL ELECTION

100017		NEVADA - NONPARTISAN											
	Registration	Ballots Cast	Turnout (%)	SUP CRT JUSTICE SEAT C Cherry, Michael A.	NONE OF THESE CANDIDATE	SUP CRT JUSTICE SEAT F Douglas, Michael L.	NONE OF THESE CANDIDATE	SUP CRT JUSTICE SEAT G Saitta, Nancy M.	NONE OF THESE CANDIDATE				
401500 4015	0	0	0.00	0	0	0	0	0	0				
401500 - Absentee Reporting	0	0	0.00	0	0	0	0	0	0				
401500 - Early Vote Reporting	0	0	0.00	0	0	0	0	0	0				
401600 4016	1209	291	24.07	166	86	169	82	158	84				
401600 - Absentee Reporting	1209	74	6.12	49	16	50	14	49	15				
401600 - Early Vote Reporting	1209	461	38.13	294	106	308	96	304	88				
401700 4017	1019	286	28.07	194	76	205	65	205	66				
401700 - Absentee Reporting	1019	47	4.61	35	3	35	3	36	4				
401700 - Early Vote Reporting	1019	355	34.84	247	81	243	85	241	90				
401800 4018	0	0	0.00	0	0	0	0	0	0				
401800 - Absentee Reporting	0	0	0.00	0	0	0	0	0	0				
401800 - Early Vote Reporting	0	0	0.00	0	0	0	0	0	0				
401900 4019	874	237	27.12	153	62	158	56	148	66				
401900 - Absentee Reporting	874	44	5.03	29	4	30	5	32	4				
401900 - Early Vote Reporting	874	283	32.38	179	63	185	57	184	61				
402000 4020	333	91	27.33	51	28	53	27	47	30				
402000 - Absentee Reporting	333	17	5.11	11	3	11	4	12	3				
402000 - Early Vote Reporting	333	116	34.83	66	36	66	38	67	35				
402100 4021	202	55	27.23	29	16	31	15	31	12				
402100 - Absentee Reporting	202	18	8.91	12	2	12	2	12	2				
402100 - Early Vote Reporting	202	90	44.55	62	15	63	16	64	17				
402200 4022	90	10	11.11	5	3	5	3	5	3				
402200 - Absentee Reporting	90	12	13.33	10	0	8	0	8	0				
402200 - Early Vote Reporting	90	51	56.67	36	12	37	11	36	11				
402300 4023	605	116	19.17	84	18	84	17	82	18				
402300 - Absentee Reporting	605	56	9.26	34	8	42	2	34	7				
402300 - Early Vote Reporting	605	271	44.79	181	54	179	52	183	49				
402400 4024	479	127	26.51	89	32	87	34	86	34				
402400 - Absentee Reporting	479	26	5.43	19	5	19	5	21	3				
402400 - Early Vote Reporting	479	177	36.95	110	46	114	42	111	47				
402500 4025	732	181	24.73	117	45	127	40	124	37				
402500 - Absentee Reporting	732	67	9.15	42	13	39	14	45	11				
402500 - Early Vote Reporting	732	280	38.25	187	61	187	63	187	61				
402600 4026	4	0	0.00	0	0	0	0	0	0				
402600 - Absentee Reporting	4	4	100.00	*****	*****	*****	*****	*****	*****				
402600 - Early Vote Reporting	4	1	25.00	*****	*****	*****	*****	*****	*****				
402800 4028	0	0	0.00	0	0	0	0	0	0				
402800 - Absentee Reporting	0	0	0.00	0	0	0	0	0	0				
402800 - Early Vote Reporting	0	0	0.00	0	0	0	0	0	0				
402900 4029	0	0	0.00	0	0	0	0	0	0				
402900 - Absentee Reporting	0	0	0.00	0	0	0	0	0	0				
402900 - Early Vote Reporting	0	0	0.00	0	0	0	0	0	0				
403200 4032	1155	326	28.23	207	78	204	85	198	82				
403200 - Absentee Reporting	1155	96	8.31	60	14	62	12	61	14				
403200 - Early Vote Reporting	1155	505	43.72	341	115	349	109	344	109				
403300 4033	1101	260	23.61	169	50	172	49	166	52				
403300 - Absentee Reporting	1101	96	8.72	52	10	52	9	52	10				
403300 - Early Vote Reporting	1101	544	49.41	375	98	383	93	380	88				
403500 4035	1381	375	27.15	237	98	239	97	242	94				
403500 - Absentee Reporting	1381	79	5.72	47	7	46	8	47	6				
403500 - Early Vote Reporting	1381	559	40.48	391	123	398	113	402	110				
403600 4036	705	172	24.40	117	42	120	38	120	39				
403600 - Absentee Reporting	705	40	5.67	23	9	24	8	23	7				
403600 - Early Vote Reporting	705	308	43.69	208	73	211	71	207	77				
403700 4037	1006	269	26.74	175	70	172	70	173	69				
403700 - Absentee Reporting	1006	68	6.76	35	13	38	10	33	14				
403700 - Early Vote Reporting	1006	418	41.55	299	87	304	82	295	90				
403800 4038	553	150	27.12	99	38	99	37	99	33				
403800 - Absentee Reporting	553	61	11.03	41	14	43	11	41	13				
403800 - Early Vote Reporting	553	217	39.24	138	50	141	49	141	40				

18-1024

WASHOE COUNTY Statement of Vote
GENERAL ELECTION

100017		NEVADA - NONPARTISAN											
	Registration	Ballots Cast	Turnout (%)	SUP CRT JUSTICE SEAT C Cherry, Michael A.	NONE OF THESE CANDIDATE	SUP CRT JUSTICE SEAT F Douglas, Michael L.	NONE OF THESE CANDIDATE	SUP CRT JUSTICE SEAT G Saitta, Nancy M.	NONE OF THESE CANDIDATE				
403900 4039	1231	337	27.38	217	74	231	59	230	66				
403900 - Absentee Reporting	1231	83	6.74	51	15	51	14	51	15				
403900 - Early Vote Reporting	1231	509	41.35	328	132	340	122	335	126				
404000 4040	1	0	0.00	0	0	0	0	0	0				
404000 - Absentee Reporting	1	0	0.00	0	0	0	0	0	0				
404000 - Early Vote Reporting	1	0	0.00	0	0	0	0	0	0				
404100 4041	1284	382	29.75	230	107	238	100	243	94				
404100 - Absentee Reporting	1284	64	4.98	36	10	41	5	38	7				
404100 - Early Vote Reporting	1284	455	35.44	287	114	306	102	306	91				
404200 4042	0	0	0.00	0	0	0	0	0	0				
404200 - Absentee Reporting	0	0	0.00	0	0	0	0	0	0				
404200 - Early Vote Reporting	0	0	0.00	0	0	0	0	0	0				
404300 4043	41	11	26.83	7	4	7	4	8	3				
404300 - Absentee Reporting	41	2	4.88	*****		Insufficient Turnout to Protect Voter Privacy		*****					
404300 - Early Vote Reporting	41	22	53.66	14	3	15	2	15	3				
404500 4045	729	179	24.55	111	44	111	45	113	42				
404500 - Absentee Reporting	729	22	3.02	9	7	11	6	9	8				
404500 - Early Vote Reporting	729	243	33.33	164	54	167	52	165	54				
404600 4046	77	13	16.88	10	2	10	2	10	2				
404600 - Absentee Reporting	77	3	3.90	*****		Insufficient Turnout to Protect Voter Privacy		*****					
404600 - Early Vote Reporting	77	25	32.47	13	10	14	10	15	9				
404700 4047	63	24	38.10	16	5	17	5	16	4				
404700 - Absentee Reporting	63	5	7.94	*****		Insufficient Turnout to Protect Voter Privacy		*****					
404700 - Early Vote Reporting	63	25	39.68	19	5	19	5	18	6				
405000 4050	0	0	0.00	0	0	0	0	0	0				
405000 - Absentee Reporting	0	0	0.00	0	0	0	0	0	0				
405000 - Early Vote Reporting	0	0	0.00	0	0	0	0	0	0				
405100 4051	0	0	0.00	0	0	0	0	0	0				
405100 - Absentee Reporting	0	0	0.00	0	0	0	0	0	0				
405100 - Early Vote Reporting	0	0	0.00	0	0	0	0	0	0				
405200 4052	0	0	0.00	0	0	0	0	0	0				
405200 - Absentee Reporting	0	0	0.00	0	0	0	0	0	0				
405200 - Early Vote Reporting	0	0	0.00	0	0	0	0	0	0				
405300 4053	1373	309	22.51	170	103	182	90	178	85				
405300 - Absentee Reporting	1373	46	3.35	32	9	31	9	31	10				
405300 - Early Vote Reporting	1373	473	34.45	300	123	319	108	325	87				
500000 5000	720	200	27.78	129	51	132	49	133	46				
500000 - Absentee Reporting	720	53	7.36	36	4	34	3	33	5				
500000 - Early Vote Reporting	720	306	42.50	235	38	242	35	240	29				
500300 5003	54	15	27.78	10	5	10	5	12	3				
500300 - Absentee Reporting	54	6	11.11	*****		Insufficient Turnout to Protect Voter Privacy		*****					
500300 - Early Vote Reporting	54	19	35.19	19	0	18	1	17	1				
500500 5005	1335	155	11.61	84	53	89	53	86	45				
500500 - Absentee Reporting	1335	94	7.04	53	19	53	18	51	21				
500500 - Early Vote Reporting	1335	288	21.57	179	74	179	73	182	66				
500600 5006	1197	351	29.32	237	68	240	67	234	66				
500600 - Absentee Reporting	1197	82	6.85	56	6	57	5	56	7				
500600 - Early Vote Reporting	1197	559	46.70	408	77	409	75	399	72				
500700 5007	75	15	20.00	7	5	8	4	8	6				
500700 - Absentee Reporting	75	11	14.67	3	2	4	1	3	2				
500700 - Early Vote Reporting	75	36	48.00	26	2	26	3	26	4				
500800 5008	681	164	24.08	102	38	103	38	100	41				
500800 - Absentee Reporting	681	51	7.49	28	6	29	5	26	6				
500800 - Early Vote Reporting	681	256	37.59	175	55	180	51	179	50				
500900 5009	705	184	26.10	118	39	120	35	116	34				
500900 - Absentee Reporting	705	33	4.68	18	6	19	3	17	5				
500900 - Early Vote Reporting	705	284	40.28	196	51	196	53	192	49				
501000 5010	1237	345	27.89	202	91	210	87	198	90				
501000 - Absentee Reporting	1237	47	3.80	26	6	25	5	25	6				
501000 - Early Vote Reporting	1237	435	35.17	284	97	290	94	283	80				

100017

WASHOE COUNTY Statement of Vote
GENERAL ELECTION

NEVADA - NONPARTISAN												
100017	Registration	Ballots Cast	Turnout (%)	SUP CRT JUSTICE SEAT C Chery, Michael A.	NONE OF THESE CANDIDATE	SUP CRT JUSTICE SEAT F Douglas, Michael L.	NONE OF THESE CANDIDATE	SUP CRT JUSTICE SEAT G Saitta, Nancy M.	NONE OF THESE CANDIDATE			
501100 5011	870	191	21.95	110	43	117	34	113	36			
501100 - Absentee Reporting	870	70	8.05	44	6	44	6	45	5			
501100 - Early Vote Reporting	870	461	52.99	314	84	316	75	311	77			
501200 5012	470	106	22.55	78	16	75	16	70	20			
501200 - Absentee Reporting	470	35	7.45	25	3	25	3	24	3			
501200 - Early Vote Reporting	470	222	47.23	154	42	152	40	148	40			
501400 5014	774	139	17.96	89	37	100	23	92	31			
501400 - Absentee Reporting	774	58	7.49	37	5	38	4	36	6			
501400 - Early Vote Reporting	774	448	57.88	322	78	320	76	324	70			
501500 5015	0	0	0.00	0	0	0	0	0	0			
501500 - Absentee Reporting	0	0	0.00	0	0	0	0	0	0			
501500 - Early Vote Reporting	0	0	0.00	0	0	0	0	0	0			
501600 5016	1150	282	24.52	190	56	199	50	191	54			
501600 - Absentee Reporting	1150	113	9.83	71	22	75	19	74	20			
501600 - Early Vote Reporting	1150	480	41.74	344	74	349	73	342	76			
501800 5018	1015	244	24.04	157	61	156	62	153	62			
501800 - Absentee Reporting	1015	81	7.98	49	17	51	16	52	12			
501800 - Early Vote Reporting	1015	473	46.60	342	80	340	78	338	78			
502000 5020	306	48	15.69	25	14	27	12	25	11			
502000 - Absentee Reporting	306	36	11.76	19	8	19	8	16	11			
502000 - Early Vote Reporting	306	85	27.78	52	21	52	22	50	21			
502200 5022	958	273	28.50	186	58	186	57	182	58			
502200 - Absentee Reporting	958	62	6.47	37	9	36	11	37	9			
502200 - Early Vote Reporting	958	429	44.78	291	89	302	73	311	64			
502300 5023	0	0	0.00	0	0	0	0	0	0			
502300 - Absentee Reporting	0	0	0.00	0	0	0	0	0	0			
502300 - Early Vote Reporting	0	0	0.00	0	0	0	0	0	0			
502400 5024	1198	366	30.55	262	63	261	58	265	54			
502400 - Absentee Reporting	1198	91	7.60	51	14	52	14	51	17			
502400 - Early Vote Reporting	1198	452	37.73	318	86	315	80	312	84			
502600 5026	1117	252	22.56	168	51	160	57	162	56			
502600 - Absentee Reporting	1117	129	11.55	79	20	79	21	82	20			
502600 - Early Vote Reporting	1117	463	41.45	310	92	312	89	311	93			
502700 5027	1632	347	21.26	207	79	209	81	190	86			
502700 - Absentee Reporting	1632	35	2.14	17	8	20	5	19	6			
502700 - Early Vote Reporting	1632	626	38.36	410	141	411	142	403	131			
503000 5030	1260	290	23.02	185	64	188	63	188	57			
503000 - Absentee Reporting	1260	82	6.51	48	7	45	8	45	9			
503000 - Early Vote Reporting	1260	644	51.11	381	150	395	142	387	132			
503100 5031	12	2	16.67	*****	*****	Insufficient Turnout to Protect Voter Privacy	*****	*****	*****			
503100 - Absentee Reporting	12	0	0.00	0	0	0	0	0	0			
503100 - Early Vote Reporting	12	9	75.00	*****	*****	Insufficient Turnout to Protect Voter Privacy	*****	*****	*****			
503200 5032	445	93	20.90	63	14	60	15	61	16			
503200 - Absentee Reporting	445	27	6.07	15	4	17	2	14	4			
503200 - Early Vote Reporting	445	236	53.03	145	52	154	46	139	53			
503300 5033	816	219	26.84	139	51	140	48	144	46			
503300 - Absentee Reporting	816	60	7.35	35	10	41	7	38	9			
503300 - Early Vote Reporting	816	368	45.10	261	66	255	67	255	67			
503400 5034	866	186	21.48	116	48	118	44	113	48			
503400 - Absentee Reporting	866	74	8.55	52	8	50	8	50	8			
503400 - Early Vote Reporting	866	423	48.85	276	91	286	78	272	90			
503500 5035	1272	259	20.36	153	64	161	54	155	56			
503500 - Absentee Reporting	1272	100	7.86	51	18	50	18	47	20			
503500 - Early Vote Reporting	1272	606	47.64	394	123	396	112	397	112			
503600 5036	1287	270	20.98	185	53	185	50	180	52			
503600 - Absentee Reporting	1287	90	6.99	60	10	60	11	60	11			
503600 - Early Vote Reporting	1287	679	52.76	483	108	478	107	474	109			
503900 5039	45	15	33.33	6	6	6	6	8	4			
503900 - Absentee Reporting	45	5	11.11	*****	*****	Insufficient Turnout to Protect Voter Privacy	*****	*****	*****			
503900 - Early Vote Reporting	45	15	33.33	9	3	10	4	12	2			

WASHOE COUNTY Statement of Vote
GENERAL ELECTION

NEVADA - NONPARTISAN

100017

	Registration	Ballots Cast	Turnout (%)	SUP CRT JUSTICE SEAT C Chery, Michael A.	NONE OF THESE CANDIDATE	SUP CRT JUSTICE SEAT F Douglas, Michael L.	NONE OF THESE CANDIDATE	SUP CRT JUSTICE SEAT G Saitta, Nancy M.	NONE OF THESE CANDIDATE				
504000 5040	673	133	19.76	68	45	71	44	66	43				
504000 - Absentee Reporting	673	50	7.43	34	5	33	4	31	5				
504000 - Early Vote Reporting	673	387	57.50	239	84	246	80	243	71				
504100 5041	643	147	22.86	105	23	106	24	97	28				
504100 - Absentee Reporting	643	57	8.86	33	13	32	11	31	12				
504100 - Early Vote Reporting	643	333	51.79	202	74	205	73	199	71				
504500 5045	1356	297	21.90	201	47	203	49	196	48				
504500 - Absentee Reporting	1356	137	10.10	78	21	84	22	80	26				
504500 - Early Vote Reporting	1356	755	55.68	482	134	488	140	466	144				
504600 5046	1423	244	17.15	128	71	136	66	119	72				
504600 - Absentee Reporting	1423	249	17.50	128	36	126	34	128	34				
504600 - Early Vote Reporting	1423	829	58.26	478	198	493	193	481	192				
504700 5047	0	0	0.00	0	0	0	0	0	0				
504700 - Absentee Reporting	0	0	0.00	0	0	0	0	0	0				
504700 - Early Vote Reporting	0	0	0.00	0	0	0	0	0	0				
504800 5048	6	0	0.00	0	0	0	0	0	0				
504800 - Absentee Reporting	6	2	33.33	*****									
504800 - Early Vote Reporting	6	0	0.00	0	0	0	0	0	0				
504900 5049	0	0	0.00	0	0	0	0	0	0				
504900 - Absentee Reporting	0	0	0.00	0	0	0	0	0	0				
504900 - Early Vote Reporting	0	0	0.00	0	0	0	0	0	0				
505000 5050	0	0	0.00	0	0	0	0	0	0				
505000 - Absentee Reporting	0	0	0.00	0	0	0	0	0	0				
505000 - Early Vote Reporting	0	0	0.00	0	0	0	0	0	0				
505100 5051	0	0	0.00	0	0	0	0	0	0				
505100 - Absentee Reporting	0	0	0.00	0	0	0	0	0	0				
505100 - Early Vote Reporting	0	0	0.00	0	0	0	0	0	0				
505200 5052	0	0	0.00	0	0	0	0	0	0				
505200 - Absentee Reporting	0	0	0.00	0	0	0	0	0	0				
505200 - Early Vote Reporting	0	0	0.00	0	0	0	0	0	0				
505300 5053	20	2	10.00	*****									
505300 - Absentee Reporting	20	2	10.00	*****									
505300 - Early Vote Reporting	20	6	30.00	*****									
505400 5054	4	0	0.00	0	0	0	0	0	0				
505400 - Absentee Reporting	4	3	75.00	*****									
505400 - Early Vote Reporting	4	1	25.00	*****									
505600 5056	932	169	18.13	99	48	102	44	96	47				
505600 - Absentee Reporting	932	112	12.02	50	19	46	21	50	20				
505600 - Early Vote Reporting	932	357	38.30	220	92	220	92	213	93				
505800 5058	0	0	0.00	0	0	0	0	0	0				
505800 - Absentee Reporting	0	0	0.00	0	0	0	0	0	0				
505800 - Early Vote Reporting	0	0	0.00	0	0	0	0	0	0				
506100 5061	0	0	0.00	0	0	0	0	0	0				
506100 - Absentee Reporting	0	0	0.00	0	0	0	0	0	0				
506100 - Early Vote Reporting	0	1	0.00	*****									
506200 5062	1262	285	22.58	200	56	196	56	195	56				
506200 - Absentee Reporting	1262	114	9.03	65	18	65	17	63	19				
506200 - Early Vote Reporting	1262	609	48.26	448	106	452	106	439	115				
506300 5063	298	44	14.77	25	10	27	8	30	6				
506300 - Absentee Reporting	298	10	3.36	7	1	7	1	7	1				
506300 - Early Vote Reporting	298	95	31.88	53	30	56	29	61	22				
506400 5064	618	129	20.87	79	31	78	32	73	31				
506400 - Absentee Reporting	618	17	2.75	8	6	9	4	8	4				
506400 - Early Vote Reporting	618	199	32.20	113	58	119	54	116	54				
610000 6100	686	152	22.16	80	60	84	55	84	58				
610000 - Absentee Reporting	686	59	8.60	34	17	38	12	34	14				
610000 - Early Vote Reporting	686	269	39.21	166	78	169	72	172	71				
610100 6101	214	44	20.56	26	16	27	15	25	17				
610100 - Absentee Reporting	214	17	7.94	12	5	11	6	13	4				
610100 - Early Vote Reporting	214	62	28.97	41	10	42	13	43	11				

Insufficient Turnout to Protect Voter Privacy

Insufficient Turnout to Protect Voter Privacy

Insufficient Turnout to Protect Voter Privacy

Insufficient Turnout to Protect Voter Privacy

Insufficient Turnout to Protect Voter Privacy

Insufficient Turnout to Protect Voter Privacy

Insufficient Turnout to Protect Voter Privacy

10-10-51

WASHOE COUNTY Statement of Vote
GENERAL ELECTION

100017		NEVADA - NONPARTISAN											
	Registration	Ballots Cast	Turnout (%)	SUP CRT JUSTICE SEAT C Cherry, Michael A.	NONE OF THESE CANDIDATE	SUP CRT JUSTICE SEAT F Douglas, Michael L.	NONE OF THESE CANDIDATE	SUP CRT JUSTICE SEAT G Saitta, Nancy M.	NONE OF THESE CANDIDATE				
610200 6102	200	64	32.00	43	16	44	16	42	16				
610200 - Absentee Reporting	200	9	4.50	***** Insufficient Turnout to Protect Voter Privacy *****									
610200 - Early Vote Reporting	200	46	23.00	27	16	28	15	25	15				
610400 6104	0	0	0.00	0	0	0	0	0	0				
610400 - Absentee Reporting	0	0	0.00	0	0	0	0	0	0				
610400 - Early Vote Reporting	0	0	0.00	0	0	0	0	0	0				
610500 6105	334	100	29.94	56	31	62	27	62	26				
610500 - Absentee Reporting	334	17	5.09	10	6	10	6	11	5				
610500 - Early Vote Reporting	334	127	38.02	79	35	79	33	86	28				
610600 6106	524	128	24.43	76	37	79	35	82	32				
610600 - Absentee Reporting	524	32	6.11	17	7	17	7	17	5				
610600 - Early Vote Reporting	524	242	46.18	159	45	163	48	165	44				
610700 6107	161	28	17.39	12	11	13	11	14	10				
610700 - Absentee Reporting	161	14	8.70	7	3	8	2	8	2				
610700 - Early Vote Reporting	161	48	29.81	28	17	29	14	29	16				
610800 6108	1052	251	23.86	151	81	158	74	148	86				
610800 - Absentee Reporting	1052	55	5.23	35	13	36	12	31	15				
610800 - Early Vote Reporting	1052	400	38.02	244	109	256	101	257	98				
610900 6109	619	171	27.63	94	50	102	47	101	47				
610900 - Absentee Reporting	619	42	6.79	25	8	27	7	25	6				
610900 - Early Vote Reporting	619	267	43.13	167	62	175	56	178	55				
611000 6110	780	173	22.18	110	38	109	37	105	40				
611000 - Absentee Reporting	780	73	9.36	45	10	44	11	45	11				
611000 - Early Vote Reporting	780	326	41.79	208	77	212	70	209	70				
611100 6111	791	197	24.91	136	41	133	44	133	46				
611100 - Absentee Reporting	791	51	6.45	28	14	32	10	31	10				
611100 - Early Vote Reporting	791	287	36.28	182	64	194	58	195	59				
611300 6113	563	129	22.91	88	31	89	30	96	22				
611300 - Absentee Reporting	563	19	3.37	10	5	11	4	12	3				
611300 - Early Vote Reporting	563	251	44.58	156	67	158	68	155	71				
611400 6114	1099	225	20.47	146	58	150	58	148	57				
611400 - Absentee Reporting	1099	65	5.91	39	18	40	17	39	19				
611400 - Early Vote Reporting	1099	458	41.67	279	116	292	109	293	113				
611500 6115	33	4	12.12	***** Insufficient Turnout to Protect Voter Privacy *****									
611500 - Absentee Reporting	33	9	27.27	***** Insufficient Turnout to Protect Voter Privacy *****									
611500 - Early Vote Reporting	33	11	33.33	5	4	5	4	7	2				
620200 6202	1265	301	23.79	192	78	200	74	188	85				
620200 - Absentee Reporting	1265	94	7.43	54	16	59	11	56	13				
620200 - Early Vote Reporting	1265	561	44.35	371	130	369	134	367	138				
620300 6203	431	105	24.36	67	25	67	25	71	22				
620300 - Absentee Reporting	431	22	5.10	16	1	17	0	17	0				
620300 - Early Vote Reporting	431	177	41.07	113	39	112	41	118	34				
620500 6205	994	231	23.24	146	64	144	69	147	59				
620500 - Absentee Reporting	994	69	6.94	43	13	46	11	46	11				
620500 - Early Vote Reporting	994	427	42.96	285	100	297	93	294	95				
620600 6206	191	58	30.37	35	18	36	17	37	17				
620600 - Absentee Reporting	191	10	5.24	8	2	8	2	8	2				
620600 - Early Vote Reporting	191	44	23.04	19	22	23	19	25	18				
620700 6207	0	0	0.00	0	0	0	0	0	0				
620700 - Absentee Reporting	0	0	0.00	0	0	0	0	0	0				
620700 - Early Vote Reporting	0	0	0.00	0	0	0	0	0	0				
620800 6208	603	178	29.52	99	51	108	48	104	45				
620800 - Absentee Reporting	603	47	7.79	30	4	31	3	27	8				
620800 - Early Vote Reporting	603	247	40.96	156	61	163	56	159	54				
620900 6209	422	116	27.49	69	40	67	41	74	32				
620900 - Absentee Reporting	422	28	6.64	20	3	20	3	20	3				
620900 - Early Vote Reporting	422	186	44.08	116	51	113	51	111	50				
621000 6210	813	201	24.72	130	56	131	53	130	54				
621000 - Absentee Reporting	813	76	9.35	49	13	50	10	49	10				
621000 - Early Vote Reporting	813	342	42.07	223	77	232	70	232	76				

12-10-32

WASHOE COUNTY Statement of Vote
GENERAL ELECTION

NEVADA - NONPARTISAN

100017		Registration	Ballots Cast	Turnout (%)	SUP CRT JUSTICE SEAT C Chery, Michael A.	NONE OF THESE CANDIDATE	SUP CRT JUSTICE SEAT F Douglas, Michael L.	NONE OF THESE CANDIDATE	SUP CRT JUSTICE SEAT G Saitta, Nancy M.	NONE OF THESE CANDIDATE					
621100	6211	1116	302	27.06	202	68	207	64	204	69					
621100	- Absentee Reporting	1116	62	5.56	41	10	46	6	46	7					
621100	- Early Vote Reporting	1116	527	47.22	344	121	351	117	356	111					
621200	6212	350	86	24.57	49	25	54	21	51	23					
621200	- Absentee Reporting	350	30	8.57	23	6	26	3	23	4					
621200	- Early Vote Reporting	350	162	46.29	109	35	113	35	111	37					
621300	6213	684	188	27.49	113	54	115	51	113	52					
621300	- Absentee Reporting	684	48	7.02	30	6	29	7	26	8					
621300	- Early Vote Reporting	684	277	40.50	195	51	197	57	201	50					
621400	6214	687	185	26.93	128	40	132	34	130	38					
621400	- Absentee Reporting	687	52	7.57	27	10	27	10	28	9					
621400	- Early Vote Reporting	687	327	47.60	225	56	229	59	230	53					
621600	6216	723	178	24.62	117	46	118	47	116	48					
621600	- Absentee Reporting	723	49	6.78	32	10	32	9	32	7					
621600	- Early Vote Reporting	723	339	46.89	256	56	254	58	259	51					
621700	6217	0	0	0.00	0	0	0	0	0	0					
621700	- Absentee Reporting	0	0	0.00	0	0	0	0	0	0					
621700	- Early Vote Reporting	0	0	0.00	0	0	0	0	0	0					
621800	6218	0	0	0.00	0	0	0	0	0	0					
621800	- Absentee Reporting	0	0	0.00	0	0	0	0	0	0					
621800	- Early Vote Reporting	0	0	0.00	0	0	0	0	0	0					
630000	6300	862	237	27.49	150	55	159	51	150	58					
630000	- Absentee Reporting	862	56	6.50	35	7	35	7	37	6					
630000	- Early Vote Reporting	862	410	47.56	277	83	283	76	279	79					
630100	6301	135	49	36.30	37	8	38	7	36	10					
630100	- Absentee Reporting	135	13	9.63	10	0	10	0	10	0					
630100	- Early Vote Reporting	135	59	43.70	42	12	40	14	40	15					
630200	6302	866	205	23.67	142	49	139	50	133	54					
630200	- Absentee Reporting	866	45	5.20	24	12	26	10	23	14					
630200	- Early Vote Reporting	866	351	40.53	231	81	238	67	231	75					
630300	6303	55	2	3.64	*****		Insufficient Turnout to Protect Voter Privacy					*****			
630300	- Absentee Reporting	55	25	45.45	13	7	14	5	13	8					
630300	- Early Vote Reporting	55	13	23.64	9	2	9	2	8	3					
630400	6304	0	0	0.00	0	0	0	0	0	0					
630400	- Absentee Reporting	0	0	0.00	0	0	0	0	0	0					
630400	- Early Vote Reporting	0	0	0.00	0	0	0	0	0	0					
630600	6306	1000	206	20.60	130	44	129	46	127	47					
630600	- Absentee Reporting	1000	76	7.60	45	15	49	12	49	12					
630600	- Early Vote Reporting	1000	437	43.70	283	95	279	99	281	98					
630700	6307	1292	331	25.62	220	75	229	64	227	68					
630700	- Absentee Reporting	1292	101	7.82	63	21	62	21	65	18					
630700	- Early Vote Reporting	1292	609	47.14	414	137	427	119	436	116					
630800	6308	1110	195	17.57	132	36	130	35	126	37					
630800	- Absentee Reporting	1110	191	17.21	106	26	113	23	103	25					
630800	- Early Vote Reporting	1110	597	53.78	425	95	421	94	422	92					
631000	6310	717	168	23.43	121	32	121	30	116	36					
631000	- Absentee Reporting	717	57	7.95	29	14	29	13	28	14					
631000	- Early Vote Reporting	717	339	47.28	229	62	227	60	228	60					
631100	6311	846	225	26.60	149	56	154	50	151	54					
631100	- Absentee Reporting	846	53	6.26	35	11	34	12	34	12					
631100	- Early Vote Reporting	846	412	48.70	275	87	287	77	279	81					
631300	6313	1153	309	26.80	217	64	224	59	227	55					
631300	- Absentee Reporting	1153	87	7.55	55	14	56	11	57	13					
631300	- Early Vote Reporting	1153	535	46.40	368	116	371	115	364	113					
631400	6314	659	177	26.86	117	36	126	25	124	30					
631400	- Absentee Reporting	659	52	7.89	30	5	32	4	33	3					
631400	- Early Vote Reporting	659	276	41.88	190	58	200	50	192	59					
631700	6317	0	0	0.00	0	0	0	0	0	0					
631700	- Absentee Reporting	0	0	0.00	0	0	0	0	0	0					
631700	- Early Vote Reporting	0	0	0.00	0	0	0	0	0	0					

601-01

WASHOE COUNTY Statement of Vote
GENERAL ELECTION

November 6, 2012

100017		NEVADA - NONPARTISAN											
	Registration	Ballots Cast	Turnout (%)	SUP CRT JUSTICE SEAT C Cherry, Michael A.	NONE OF THESE CANDIDATE	SUP CRT JUSTICE SEAT F Douglas, Michael L.	NONE OF THESE CANDIDATE	SUP CRT JUSTICE SEAT G Saitta, Nancy M.	NONE OF THESE CANDIDATE				
631800 6318	104	28	26.92	20	7	20	7	20	8				
631800 - Absentee Reporting	104	9	8.65	***** Insufficient Turnout to Protect Voter Privacy *****									
631800 - Early Vote Reporting	104	40	38.46	22	12	28	8	23	13				
631900 6319	462	123	26.62	86	24	87	25	85	22				
631900 - Absentee Reporting	462	32	6.93	22	6	23	5	20	9				
631900 - Early Vote Reporting	462	254	54.98	178	48	180	49	182	48				
632000 6320	784	178	22.70	113	41	116	40	112	45				
632000 - Absentee Reporting	784	48	6.12	26	11	26	9	25	10				
632000 - Early Vote Reporting	784	400	51.02	281	80	286	74	287	73				
640000 6400	312	92	29.49	66	14	66	14	56	23				
640000 - Absentee Reporting	312	24	7.69	11	5	14	4	11	4				
640000 - Early Vote Reporting	312	132	42.31	87	31	89	27	86	34				
640300 6403	1344	292	21.73	184	65	190	65	190	64				
640300 - Absentee Reporting	1344	77	5.73	48	11	51	8	50	8				
640300 - Early Vote Reporting	1344	768	57.14	516	159	529	153	514	158				
640500 6405	885	143	16.16	90	33	97	26	93	29				
640500 - Absentee Reporting	885	65	7.34	38	12	43	7	42	9				
640500 - Early Vote Reporting	885	524	59.21	370	107	368	113	376	100				
640700 6407	690	129	18.70	82	34	86	30	85	28				
640700 - Absentee Reporting	690	50	7.25	25	9	27	8	25	10				
640700 - Early Vote Reporting	690	367	53.19	257	76	268	68	257	72				
641100 6411	992	197	19.86	126	36	129	38	127	38				
641100 - Absentee Reporting	992	81	8.17	59	9	60	9	58	10				
641100 - Early Vote Reporting	992	602	60.69	444	89	457	81	446	88				
641300 6413	1212	334	27.56	229	68	234	61	238	59				
641300 - Absentee Reporting	1212	104	8.58	70	13	70	13	72	11				
641300 - Early Vote Reporting	1212	606	50.00	445	120	450	120	442	124				
641500 6415	718	142	19.78	91	33	91	33	89	37				
641500 - Absentee Reporting	718	73	10.17	40	11	43	11	37	14				
641500 - Early Vote Reporting	718	410	57.10	278	79	290	71	281	79				
641600 6416	1301	272	20.91	167	71	169	70	166	65				
641600 - Absentee Reporting	1301	101	7.76	61	13	64	14	60	15				
641600 - Early Vote Reporting	1301	719	55.27	474	153	488	146	480	150				
641800 6418	1058	285	26.94	193	68	195	69	198	61				
641800 - Absentee Reporting	1058	60	5.67	33	9	38	5	35	10				
641800 - Early Vote Reporting	1058	559	52.84	372	112	379	108	375	112				
642200 6422	1298	273	21.03	180	60	187	55	181	57				
642200 - Absentee Reporting	1298	120	9.24	69	20	72	18	70	19				
642200 - Early Vote Reporting	1298	753	58.01	536	137	557	123	542	133				
642300 6423	642	166	25.86	114	35	115	35	115	35				
642300 - Absentee Reporting	642	40	6.23	23	7	25	5	23	7				
642300 - Early Vote Reporting	642	360	56.07	250	67	251	64	244	70				
642500 6425	1456	333	22.87	215	81	222	73	220	75				
642500 - Absentee Reporting	1456	93	6.39	56	16	58	12	55	14				
642500 - Early Vote Reporting	1456	768	52.75	488	180	505	172	488	179				
642700 6427	0	0	0.00	0	0	0	0	0	0				
642700 - Absentee Reporting	0	0	0.00	0	0	0	0	0	0				
642700 - Early Vote Reporting	0	0	0.00	0	0	0	0	0	0				
650000 6500	989	221	22.35	140	49	150	40	144	48				
650000 - Absentee Reporting	989	59	5.97	36	10	40	8	34	10				
650000 - Early Vote Reporting	989	535	54.10	369	99	369	103	365	103				
650100 6501	1335	301	22.55	197	61	192	65	189	68				
650100 - Absentee Reporting	1335	88	6.59	49	21	51	19	50	19				
650100 - Early Vote Reporting	1335	702	52.58	481	156	483	144	480	153				
650300 6503	10	1	10.00	***** Insufficient Turnout to Protect Voter Privacy *****									
650300 - Absentee Reporting	10	2	20.00	***** Insufficient Turnout to Protect Voter Privacy *****									
650300 - Early Vote Reporting	10	4	40.00	***** Insufficient Turnout to Protect Voter Privacy *****									
650800 6508	634	151	23.82	110	24	111	23	110	26				
650800 - Absentee Reporting	634	43	6.78	28	6	29	6	29	7				
650800 - Early Vote Reporting	634	353	55.68	243	51	254	44	253	46				

FCN1-01

WASHOE COUNTY Statement of Vote
GENERAL ELECTION

100017		NEVADA - NONPARTISAN											
	Registration	Ballots Cast	Turnout (%)	SUP CRT JUSTICE SEAT C Chery, Michael A.	NONE OF THESE CANDIDATE	SUP CRT JUSTICE SEAT F Douglas, Michael L.	NONE OF THESE CANDIDATE	SUP CRT JUSTICE SEAT G Saitta, Nancy M.	NONE OF THESE CANDIDATE				
651100 6511	730	183	25.07	102	60	108	56	104	58				
651100 - Absentee Reporting	730	41	5.62	29	4	30	4	32	3				
651100 - Early Vote Reporting	730	339	46.44	214	83	218	79	221	75				
651300 6513	813	249	30.63	157	68	162	66	160	65				
651300 - Absentee Reporting	813	34	4.18	21	2	20	2	18	4				
651300 - Early Vote Reporting	813	339	41.70	230	68	239	68	246	61				
651400 6514	1083	316	29.18	214	64	228	46	208	65				
651400 - Absentee Reporting	1083	69	6.37	42	14	43	12	42	12				
651400 - Early Vote Reporting	1083	447	41.27	301	90	311	84	306	91				
651600 6516	1108	257	23.19	176	48	173	53	164	60				
651600 - Absentee Reporting	1108	61	5.51	41	7	43	5	41	4				
651600 - Early Vote Reporting	1108	575	51.90	372	127	389	112	377	122				
651900 6519	1380	357	25.87	243	85	246	83	240	85				
651900 - Absentee Reporting	1380	76	5.51	50	7	52	7	50	7				
651900 - Early Vote Reporting	1380	699	50.65	486	124	498	118	491	117				
652000 6520	529	135	25.52	94	24	96	21	92	26				
652000 - Absentee Reporting	529	28	5.29	14	3	17	1	15	2				
652000 - Early Vote Reporting	529	256	48.39	180	47	188	41	182	46				
652100 6521	352	43	12.22	26	14	26	14	27	13				
652100 - Absentee Reporting	352	19	5.40	6	7	7	6	8	4				
652100 - Early Vote Reporting	352	216	61.36	139	45	148	40	143	43				
652200 6522	405	74	18.27	56	9	55	11	52	12				
652200 - Absentee Reporting	405	43	10.62	33	5	34	4	30	9				
652200 - Early Vote Reporting	405	227	56.05	158	41	161	40	155	44				
652300 6523	0	0	0.00	0	0	0	0	0	0				
652300 - Absentee Reporting	0	0	0.00	0	0	0	0	0	0				
652300 - Early Vote Reporting	0	0	0.00	0	0	0	0	0	0				
652400 6524	894	216	24.16	146	47	148	45	147	45				
652400 - Absentee Reporting	894	65	7.27	48	3	45	5	47	4				
652400 - Early Vote Reporting	894	425	47.54	284	92	294	80	279	89				
652500 6525	119	25	21.01	19	3	19	4	18	3				
652500 - Absentee Reporting	119	2	1.68	*****									
652500 - Early Vote Reporting	119	62	52.10	41	17	44	13	46	10				
652600 6526	534	117	21.91	73	34	73	34	71	34				
652600 - Absentee Reporting	534	54	10.11	32	8	32	8	32	11				
652600 - Early Vote Reporting	534	239	44.76	149	52	148	50	144	56				
652700 6527	0	0	0.00	0	0	0	0	0	0				
652700 - Absentee Reporting	0	0	0.00	0	0	0	0	0	0				
652700 - Early Vote Reporting	0	0	0.00	0	0	0	0	0	0				
652800 6528	0	0	0.00	0	0	0	0	0	0				
652800 - Absentee Reporting	0	0	0.00	0	0	0	0	0	0				
652800 - Early Vote Reporting	0	0	0.00	0	0	0	0	0	0				
652900 6529	0	0	0.00	0	0	0	0	0	0				
652900 - Absentee Reporting	0	0	0.00	0	0	0	0	0	0				
652900 - Early Vote Reporting	0	0	0.00	0	0	0	0	0	0				
710000 7100	11	2	18.18	*****									
710000 - Absentee Reporting	11	0	0.00	0	0	0	0	0	0				
710000 - Early Vote Reporting	11	9	81.82	*****									
730000 7300	219	66	30.14	36	25	39	23	41	20				
730000 - Absentee Reporting	219	8	3.65	*****									
730000 - Early Vote Reporting	219	52	23.74	34	12	32	15	30	17				
730200 7302	4	1	25.00	*****									
730200 - Absentee Reporting	4	0	0.00	0	0	0	0	0	0				
730200 - Early Vote Reporting	4	0	0.00	0	0	0	0	0	0				
730400 7304	461	125	27.11	79	33	85	28	83	32				
730400 - Absentee Reporting	461	25	5.42	20	2	20	2	21	1				
730400 - Early Vote Reporting	461	161	34.92	106	40	106	40	107	41				
730600 7306	84	36	42.86	24	10	24	9	22	9				
730600 - Absentee Reporting	84	10	11.90	5	3	6	2	4	4				
730600 - Early Vote Reporting	84	21	25.00	12	9	13	8	13	8				

100017

WASHOE COUNTY Statement of Vote
GENERAL ELECTION

NEVADA - NONPARTISAN										
100017										
	Registration	Ballots Cast	Turnout (%)	SUP CRT JUSTICE SEAT C Cherry, Michael A.	NONE OF THESE CANDIDATE	SUP CRT JUSTICE SEAT F Douglas, Michael L.	NONE OF THESE CANDIDATE	SUP CRT JUSTICE SEAT G Saitta, Nancy M.	NONE OF THESE CANDIDATE	
730700 7307	21	5	23.81		*****					Insufficient Turnout to Protect Voter Privacy *****
730700 - Absentee Reporting	21	1	4.76		*****					Insufficient Turnout to Protect Voter Privacy *****
730700 - Early Vote Reporting	21	12	57.14	8	2	8	2	8	2	
730800 7308	30	2	6.67		*****					Insufficient Turnout to Protect Voter Privacy *****
730800 - Absentee Reporting	30	12	40.00	8	4	9	3	10	2	
730800 - Early Vote Reporting	30	11	36.67	10	1	10	1	10	1	
730900 7309	9	1	11.11		*****					Insufficient Turnout to Protect Voter Privacy *****
730900 - Absentee Reporting	9	0	0.00	0	0	0	0	0	0	
730900 - Early Vote Reporting	9	7	77.78		*****					Insufficient Turnout to Protect Voter Privacy *****
731200 7312	713	180	25.25	118	48	116	52	119	45	
731200 - Absentee Reporting	713	43	6.03	31	4	32	5	35	2	
731200 - Early Vote Reporting	713	261	36.61	178	58	185	54	169	71	
731300 7313	230	60	26.09	42	15	46	12	38	18	
731300 - Absentee Reporting	230	13	5.65	5	6	6	5	6	5	
731300 - Early Vote Reporting	230	81	35.22	47	24	52	20	46	24	
731400 7314	697	164	23.53	111	46	117	41	111	43	
731400 - Absentee Reporting	697	32	4.59	23	5	21	6	24	4	
731400 - Early Vote Reporting	697	279	40.03	185	62	190	60	190	57	
731500 7315	5	2	40.00		*****					Insufficient Turnout to Protect Voter Privacy *****
731500 - Absentee Reporting	5	0	0.00	0	0	0	0	0	0	
731500 - Early Vote Reporting	5	0	0.00	0	0	0	0	0	0	
731600 7316	1014	242	23.87	159	69	161	68	168	58	
731600 - Absentee Reporting	1014	55	5.42	30	19	32	16	31	17	
731600 - Early Vote Reporting	1014	377	37.18	251	96	268	84	257	96	
731700 7317	3	1	33.33		*****					Insufficient Turnout to Protect Voter Privacy *****
731700 - Absentee Reporting	3	0	0.00	0	0	0	0	0	0	
731700 - Early Vote Reporting	3	1	33.33		*****					Insufficient Turnout to Protect Voter Privacy *****
731800 7318	124	29	23.39	21	5	20	7	22	5	
731800 - Absentee Reporting	124	8	6.45		*****					Insufficient Turnout to Protect Voter Privacy *****
731800 - Early Vote Reporting	124	49	39.52	31	9	31	9	31	9	
731900 7319	19	6	31.58		*****					Insufficient Turnout to Protect Voter Privacy *****
731900 - Absentee Reporting	19	0	0.00	0	0	0	0	0	0	
731900 - Early Vote Reporting	19	9	47.37		*****					Insufficient Turnout to Protect Voter Privacy *****
732000 7320	3	0	0.00	0	0	0	0	0	0	
732000 - Absentee Reporting	3	0	0.00	0	0	0	0	0	0	
732000 - Early Vote Reporting	3	2	66.67		*****					Insufficient Turnout to Protect Voter Privacy *****
732100 7321	1	0	0.00	0	0	0	0	0	0	
732100 - Absentee Reporting	1	0	0.00	0	0	0	0	0	0	
732100 - Early Vote Reporting	1	0	0.00	0	0	0	0	0	0	
740000 7400	7	0	0.00	0	0	0	0	0	0	
740000 - Absentee Reporting	7	6	85.71		*****					Insufficient Turnout to Protect Voter Privacy *****
740000 - Early Vote Reporting	7	0	0.00	0	0	0	0	0	0	
740200 7402	954	277	29.04	172	68	175	67	168	74	
740200 - Absentee Reporting	954	51	5.35	31	10	32	9	31	10	
740200 - Early Vote Reporting	954	376	39.41	260	88	266	79	266	78	
740300 7403	6	0	0.00	0	0	0	0	0	0	
740300 - Absentee Reporting	6	0	0.00	0	0	0	0	0	0	
740300 - Early Vote Reporting	6	2	33.33		*****					Insufficient Turnout to Protect Voter Privacy *****
740400 7404	49	13	26.53	9	2	9	2	10	2	
740400 - Absentee Reporting	49	5	10.20		*****					Insufficient Turnout to Protect Voter Privacy *****
740400 - Early Vote Reporting	49	24	48.98	17	5	17	5	16	5	
740600 7406	7	0	0.00	0	0	0	0	0	0	
740600 - Absentee Reporting	7	0	0.00	0	0	0	0	0	0	
740600 - Early Vote Reporting	7	4	57.14		*****					Insufficient Turnout to Protect Voter Privacy *****
740700 7407	945	258	27.30	185	50	193	43	184	53	
740700 - Absentee Reporting	945	62	6.56	34	11	35	10	35	10	
740700 - Early Vote Reporting	945	469	49.63	302	121	311	116	304	119	
740800 7408	424	105	24.76	80	12	76	16	74	17	
740800 - Absentee Reporting	424	52	12.26	32	3	34	3	32	5	
740800 - Early Vote Reporting	424	214	50.47	154	36	159	32	151	39	

1X-1057

November 6, 2012

NEVADA - NONPARTISAN

100017

	Registration	Ballots Cast	Turnout (%)	SUP CRT JUSTICE SEAT C Cherry, Michael A.	NONE OF THESE CANDIDATE	SUP CRT JUSTICE SEAT F Douglas, Michael L.	NONE OF THESE CANDIDATE	SUP CRT JUSTICE SEAT G Saitta, Nancy M.	NONE OF THESE CANDIDATE				
741000 7410	978	245	25.05	176	48	172	54	165	57				
741000 - Absentee Reporting	978	58	5.93	41	6	43	4	40	6				
741000 - Early Vote Reporting	978	476	48.67	321	98	324	94	329	85				
741200 7412	582	290	49.83	168	94	174	89	172	95				
741200 - Absentee Reporting	582	31	5.33	20	6	23	3	23	4				
741200 - Early Vote Reporting	582	70	12.03	40	25	45	20	44	20				
741300 7413	4	0	0.00	0	0	0	0	0	0				
741300 - Absentee Reporting	4	2	50.00										
741300 - Early Vote Reporting	4	2	50.00										
741400 7414	1410	321	22.77	208	73	211	70	207	76				
741400 - Absentee Reporting	1410	93	6.60	50	12	57	10	54	10				
741400 - Early Vote Reporting	1410	738	52.34	528	133	538	122	534	132				
741500 7415	1257	292	23.23	179	70	183	67	182	69				
741500 - Absentee Reporting	1257	145	11.54	81	23	84	21	90	18				
741500 - Early Vote Reporting	1257	592	47.10	413	119	414	113	412	117				
741600 7416	1035	245	23.67	167	46	166	45	163	52				
741600 - Absentee Reporting	1035	93	8.99	64	13	65	13	63	12				
741600 - Early Vote Reporting	1035	516	49.86	371	87	383	77	379	84				
741700 7417	537	99	18.44	66	25	65	25	64	26				
741700 - Absentee Reporting	537	46	8.57	28	6	26	6	28	5				
741700 - Early Vote Reporting	537	310	57.73	181	75	191	62	181	75				
741800 7418	1134	230	20.28	156	43	155	47	155	48				
741800 - Absentee Reporting	1134	72	6.35	50	10	50	9	47	11				
741800 - Early Vote Reporting	1134	685	60.41	469	126	486	106	470	125				
742400 7424	78	17	21.79	10	6	11	5	12	4				
742400 - Absentee Reporting	78	5	6.41										
742400 - Early Vote Reporting	78	39	50.00	22	6	23	7	21	9				
742500 7425	956	235	24.58	170	44	170	44	162	52				
742500 - Absentee Reporting	956	69	7.22	47	10	44	12	43	14				
742500 - Early Vote Reporting	956	451	47.18	319	82	328	72	328	73				
742600 7426	26	4	15.38										
742600 - Absentee Reporting	26	3	11.54										
742600 - Early Vote Reporting	26	18	69.23	11	3	11	3	10	4				
742800 7428	3	0	0.00	0	0	0	0	0	0				
742800 - Absentee Reporting	3	0	0.00	0	0	0	0	0	0				
742800 - Early Vote Reporting	3	3	100.00										
743000 7430	940	265	28.19	183	47	189	43	179	52				
743000 - Absentee Reporting	940	68	7.23	46	7	48	6	44	10				
743000 - Early Vote Reporting	940	475	50.53	329	88	341	79	333	85				
743100 7431	65	8	12.31										
743100 - Absentee Reporting	65	5	7.69										
743100 - Early Vote Reporting	65	47	72.31	37	4	37	5	37	4				
743300 7433	139	18	12.95	13	3	13	3	13	3				
743300 - Absentee Reporting	139	38	27.34	18	9	21	7	21	7				
743300 - Early Vote Reporting	139	63	45.32	41	7	44	5	44	6				
750000 7500	179	21	11.73	17	3	18	2	17	3				
750000 - Absentee Reporting	179	36	20.11	24	3	25	3	21	7				
750000 - Early Vote Reporting	179	97	54.19	72	18	73	18	68	21				
750100 7501	298	73	24.50	50	20	50	20	48	21				
750100 - Absentee Reporting	298	17	5.70	12	1	12	1	11	2				
750100 - Early Vote Reporting	298	147	49.33	103	34	105	34	108	30				
750200 7502	1123	303	26.98	196	85	211	73	202	80				
750200 - Absentee Reporting	1123	58	5.16	31	11	34	8	35	7				
750200 - Early Vote Reporting	1123	493	43.90	323	115	327	113	329	113				
750300 7503	39	11	28.21	5	2	5	2	4	3				
750300 - Absentee Reporting	39	2	5.13										
750300 - Early Vote Reporting	39	18	46.15	8	7	8	7	9	7				
750400 7504	1124	288	25.62	182	80	193	70	184	76				
750400 - Absentee Reporting	1124	78	6.94	50	12	50	12	50	12				
750400 - Early Vote Reporting	1124	489	43.51	326	123	329	119	331	113				

Insufficient Turnout to Protect Voter Privacy
Insufficient Turnout to Protect Voter Privacy

Insufficient Turnout to Protect Voter Privacy

Insufficient Turnout to Protect Voter Privacy
Insufficient Turnout to Protect Voter Privacy

Insufficient Turnout to Protect Voter Privacy

Insufficient Turnout to Protect Voter Privacy
Insufficient Turnout to Protect Voter Privacy

Insufficient Turnout to Protect Voter Privacy

10-10-12

WASHOE COUNTY Statement of Vote
GENERAL ELECTION

100017		NEVADA - NONPARTISAN											
	Registration	Ballots Cast	Turnout (%)	SUP CRT JUSTICE SEAT C Cherry, Michael A.	NONE OF THESE CANDIDATE	SUP CRT JUSTICE SEAT F Douglas, Michael L.	NONE OF THESE CANDIDATE	SUP CRT JUSTICE SEAT G Saitta, Nancy ML	NONE OF THESE CANDIDATE				137
750500 7505	316	75	23.73	53	19	53	19	52	21				
750500 - Absentee Reporting	316	28	8.86	19	6	21	3	17	6				
750500 - Early Vote Reporting	316	121	38.29	84	24	84	22	83	21				
750600 7506	506	129	25.49	76	39	78	36	78	36				
750600 - Absentee Reporting	506	52	10.28	32	8	32	8	31	8				
750600 - Early Vote Reporting	506	232	45.85	157	47	153	49	147	55				
750700 7507	293	107	36.52	65	29	69	25	63	28				
750700 - Absentee Reporting	293	15	5.12	10	2	11	1	10	2				
750700 - Early Vote Reporting	293	94	32.08	64	19	65	18	67	15				
750800 7508	86	42	48.84	31	8	32	8	29	10				
750800 - Absentee Reporting	86	6	6.98	*****		*****		*****					
750800 - Early Vote Reporting	86	18	20.93	12	5	13	4	12	5				
750900 7509	9	3	33.33	*****		*****		*****					
750900 - Absentee Reporting	9	1	11.11	*****		*****		*****					
750900 - Early Vote Reporting	9	3	33.33	*****		*****		*****					
751200 7512	100	18	18.00	11	6	11	6	11	5				
751200 - Absentee Reporting	100	9	9.00	*****		*****		*****					
751200 - Early Vote Reporting	100	59	59.00	34	18	37	14	39	12				
751300 7513	711	206	28.97	135	60	139	55	136	57				
751300 - Absentee Reporting	711	50	7.03	31	9	31	9	32	8				
751300 - Early Vote Reporting	711	246	34.60	178	49	175	50	176	51				
751400 7514	544	135	24.82	88	42	92	39	94	34				
751400 - Absentee Reporting	544	45	8.27	35	5	36	5	34	7				
751400 - Early Vote Reporting	544	184	33.82	128	40	131	38	131	37				
751600 7516	38	8	21.05	*****		*****		*****					
751600 - Absentee Reporting	38	5	13.16	*****		*****		*****					
751600 - Early Vote Reporting	38	17	44.74	8	8	10	6	9	6				
751700 7517	325	87	26.77	63	16	66	14	65	15				
751700 - Absentee Reporting	325	29	8.92	18	4	20	2	17	5				
751700 - Early Vote Reporting	325	138	42.46	92	29	93	29	88	33				
751800 7518	1	0	0.00	0	0	0	0	0	0				
751800 - Absentee Reporting	1	0	0.00	0	0	0	0	0	0				
751800 - Early Vote Reporting	1	0	0.00	0	0	0	0	0	0				
751900 7519	593	207	34.91	134	47	142	41	131	51				
751900 - Absentee Reporting	593	60	10.12	36	8	36	8	36	9				
751900 - Early Vote Reporting	593	236	39.80	165	53	163	54	162	57				
752000 7520	997	292	29.29	207	62	211	59	210	61				
752000 - Absentee Reporting	997	60	6.02	28	10	29	9	28	10				
752000 - Early Vote Reporting	997	398	39.92	285	83	290	76	281	87				
752100 7521	70	0	0.00	0	0	0	0	0	0				
752100 - Absentee Reporting	70	51	72.86	26	6	26	7	21	9				
752100 - Early Vote Reporting	70	1	1.43	*****		*****		*****					
752200 7522	100	0	0.00	0	0	0	0	0	0				
752200 - Absentee Reporting	100	80	80.00	50	15	52	13	51	15				
752200 - Early Vote Reporting	100	0	0.00	0	0	0	0	0	0				
752300 7523	1079	379	35.13	250	99	254	93	247	95				
752300 - Absentee Reporting	1079	76	7.04	45	15	47	13	42	16				
752300 - Early Vote Reporting	1079	415	38.46	290	79	290	82	290	83				
752400 7524	731	307	42.00	207	67	212	63	202	62				
752400 - Absentee Reporting	731	49	6.70	26	11	28	10	29	9				
752400 - Early Vote Reporting	731	251	34.34	160	65	166	62	165	58				
752500 7525	1148	324	28.22	226	72	230	66	222	72				
752500 - Absentee Reporting	1148	83	7.23	47	16	48	15	47	16				
752500 - Early Vote Reporting	1148	530	46.17	346	129	355	121	344	135				
752600 7526	928	257	27.69	156	61	162	59	152	60				
752600 - Absentee Reporting	928	71	7.65	42	12	41	12	36	16				
752600 - Early Vote Reporting	928	464	50.00	291	100	313	82	286	97				
752700 7527	474	127	26.79	77	36	79	33	75	38				
752700 - Absentee Reporting	474	35	7.38	23	4	23	4	22	5				
752700 - Early Vote Reporting	474	214	45.15	150	47	152	43	151	47				

18-10-12

NEVADA - NONPARTISAN

100017

	Registration	Ballots Cast	Turnout (%)	SUP CRT JUSTICE SEAT C Cherry, Michael A.	NONE OF THESE CANDIDATE	SUP CRT JUSTICE SEAT F Douglas, Michael I.	NONE OF THESE CANDIDATE	SUP CRT JUSTICE SEAT G Satta, Nancy M	NONE OF THESE CANDIDATE			
752800 7528	579	142	24.53	89	42	96	34	91	41			
752800 - Absentee Reporting	579	38	6.56	22	8	22	9	20	11			
752800 - Early Vote Reporting	579	242	41.80	176	45	171	49	165	55			
752900 7529	289	7	2.42	*****			Insufficient Turnout to Protect Voter Privacy			*****		
752900 - Absentee Reporting	289	197	68.17	117	36	118	36	110	43			
752900 - Early Vote Reporting	289	22	7.61	14	5	15	4	13	6			
753100 7531	27	1	3.70	*****			Insufficient Turnout to Protect Voter Privacy			*****		
753100 - Absentee Reporting	27	12	44.44	5	3	5	3	6	1			
753100 - Early Vote Reporting	27	1	3.70	*****			Insufficient Turnout to Protect Voter Privacy			*****		
753200 7532	972	213	21.91	133	47	138	44	130	45			
753200 - Absentee Reporting	972	92	9.47	54	12	55	11	50	14			
753200 - Early Vote Reporting	972	525	54.01	348	98	362	86	350	90			
753300 7533	268	85	31.72	61	18	60	19	54	24			
753300 - Absentee Reporting	268	17	6.34	8	7	11	5	12	3			
753300 - Early Vote Reporting	268	78	29.10	61	12	63	10	59	14			
753400 7534	136	27	19.85	16	10	17	7	16	10			
753400 - Absentee Reporting	136	8	5.88	*****			Insufficient Turnout to Protect Voter Privacy			*****		
753400 - Early Vote Reporting	136	47	34.56	28	12	28	11	28	14			
753600 7536	931	255	27.39	159	73	165	69	165	63			
753600 - Absentee Reporting	931	74	7.95	48	9	52	7	47	12			
753600 - Early Vote Reporting	931	416	44.68	286	97	293	88	272	102			
753700 7537	158	38	24.05	20	14	21	13	20	14			
753700 - Absentee Reporting	158	11	6.96	5	4	6	3	7	2			
753700 - Early Vote Reporting	158	54	34.18	31	17	32	16	31	16			
753900 7539	5	0	0.00	0	0	0	0	0	0			
753900 - Absentee Reporting	5	0	0.00	0	0	0	0	0	0			
753900 - Early Vote Reporting	5	5	100.00	*****			Insufficient Turnout to Protect Voter Privacy			*****		
754000 7540	363	125	34.44	75	28	79	26	76	29			
754000 - Absentee Reporting	363	29	7.99	18	2	18	2	18	2			
754000 - Early Vote Reporting	363	154	42.42	116	22	115	25	116	25			
754100 7541	1095	381	34.79	269	80	266	80	269	77			
754100 - Absentee Reporting	1095	81	7.40	47	17	53	10	45	18			
754100 - Early Vote Reporting	1095	377	34.43	236	95	236	98	238	91			
754300 7543	591	168	28.43	110	44	111	43	105	45			
754300 - Absentee Reporting	591	50	8.46	27	17	25	18	28	16			
754300 - Early Vote Reporting	591	223	37.73	144	54	148	50	145	47			
754400 7544	236	67	28.39	49	15	48	17	48	13			
754400 - Absentee Reporting	236	29	12.29	18	5	19	4	18	5			
754400 - Early Vote Reporting	236	88	37.29	65	18	67	16	65	18			
754600 7546	0	0	0.00	0	0	0	0	0	0			
754600 - Absentee Reporting	0	0	0.00	0	0	0	0	0	0			
754600 - Early Vote Reporting	0	0	0.00	0	0	0	0	0	0			
754700 7547	41	0	0.00	0	0	0	0	0	0			
754700 - Absentee Reporting	41	25	60.98	8	5	9	5	10	4			
754700 - Early Vote Reporting	41	3	7.32	*****			Insufficient Turnout to Protect Voter Privacy			*****		
754800 7548	7	1	14.29	*****			Insufficient Turnout to Protect Voter Privacy			*****		
754800 - Absentee Reporting	7	0	0.00	0	0	0	0	0	0			
754800 - Early Vote Reporting	7	2	28.57	*****			Insufficient Turnout to Protect Voter Privacy			*****		
754900 7549	2	0	0.00	0	0	0	0	0	0			
754900 - Absentee Reporting	2	2	100.00	*****			Insufficient Turnout to Protect Voter Privacy			*****		
754900 - Early Vote Reporting	2	0	0.00	0	0	0	0	0	0			
755000 7550	28	6	21.43	*****			Insufficient Turnout to Protect Voter Privacy			*****		
755000 - Absentee Reporting	28	3	10.71	*****			Insufficient Turnout to Protect Voter Privacy			*****		
755000 - Early Vote Reporting	28	12	42.86	9	3	9	3	9	3			
755200 7552	221	64	28.96	36	22	38	20	39	19			
755200 - Absentee Reporting	221	30	13.57	22	4	21	5	20	6			
755200 - Early Vote Reporting	221	95	42.99	65	19	67	17	60	24			
755300 7553	58	13	22.41	12	1	12	1	12	1			
755300 - Absentee Reporting	58	7	12.07	*****			Insufficient Turnout to Protect Voter Privacy			*****		
755300 - Early Vote Reporting	58	18	31.03	12	5	13	4	12	4			

1X-1057

WASHOE COUNTY Statement of Vote
GENERAL ELECTION

100017

NEVADA - NONPARTISAN

	Registration	Ballots Cast	Turnout (%)	SUP CRT JUSTICE SEAT C Chery, Michael A.	NONE OF THESE CANDIDATE	SUP CRT JUSTICE SEAT F Douglas, Michael L.	NONE OF THESE CANDIDATE	SUP CRT JUSTICE SEAT G Saitta, Nancy M.	NONE OF THESE CANDIDATE			
755600 7556	12	4	33.33		*****					Insufficient Turnout to Protect Voter Privacy	*****	
755600 - Absentee Reporting	12	0	0.00	0	0	0	0	0	0			
755600 - Early Vote Reporting	12	3	25.00		*****					Insufficient Turnout to Protect Voter Privacy	*****	
755700 7557	874	269	30.78	160	83	162	80	161	76			
755700 - Absentee Reporting	874	67	7.67	45	14	45	11	44	14			
755700 - Early Vote Reporting	874	311	35.58	204	71	217	62	210	70			
755800 7558	2	2	100.00		*****					Insufficient Turnout to Protect Voter Privacy	*****	
755800 - Absentee Reporting	2	0	0.00	0	0	0	0	0	0			
755800 - Early Vote Reporting	2	0	0.00	0	0	0	0	0	0			
756200 7562	0	0	0.00	0	0	0	0	0	0			
756200 - Absentee Reporting	0	0	0.00	0	0	0	0	0	0			
756200 - Early Vote Reporting	0	0	0.00	0	0	0	0	0	0			
756300 7563	61	12	19.67	4	5	4	5	7	2			
756300 - Absentee Reporting	61	7	11.48		*****					Insufficient Turnout to Protect Voter Privacy	*****	
756300 - Early Vote Reporting	61	21	34.43	13	7	15	5	14	6			
756500 7565	14	5	35.71		*****					Insufficient Turnout to Protect Voter Privacy	*****	
756500 - Absentee Reporting	14	2	14.29		*****					Insufficient Turnout to Protect Voter Privacy	*****	
756500 - Early Vote Reporting	14	7	50.00		*****					Insufficient Turnout to Protect Voter Privacy	*****	
756600 7566	0	0	0.00	0	0	0	0	0	0			
756600 - Absentee Reporting	0	0	0.00	0	0	0	0	0	0			
756600 - Early Vote Reporting	0	0	0.00	0	0	0	0	0	0			
756700 7567	0	0	0.00	0	0	0	0	0	0			
756700 - Absentee Reporting	0	0	0.00	0	0	0	0	0	0			
756700 - Early Vote Reporting	0	0	0.00	0	0	0	0	0	0			
756900 7569	29	9	31.03		*****					Insufficient Turnout to Protect Voter Privacy	*****	
756900 - Absentee Reporting	29	3	10.34		*****					Insufficient Turnout to Protect Voter Privacy	*****	
756900 - Early Vote Reporting	29	11	37.93	6	3	6	3	6	3			
757000 7570	104	26	25.00	12	10	11	11	12	9			
757000 - Absentee Reporting	104	12	11.54	9	1	9	1	9	1			
757000 - Early Vote Reporting	104	37	35.58	28	6	27	7	27	7			
757100 7571	77	19	24.68	12	5	14	3	11	6			
757100 - Absentee Reporting	77	8	10.39		*****					Insufficient Turnout to Protect Voter Privacy	*****	
757100 - Early Vote Reporting	77	42	54.55	32	8	32	8	34	6			
757200 7572	23	1	4.35		*****					Insufficient Turnout to Protect Voter Privacy	*****	
757200 - Absentee Reporting	23	4	17.39		*****					Insufficient Turnout to Protect Voter Privacy	*****	
757200 - Early Vote Reporting	23	12	52.17	6	6	7	5	5	6			
757300 7573	245	72	29.39	31	33	35	28	34	32			
757300 - Absentee Reporting	245	10	4.08	5	5	7	3	10	0			
757300 - Early Vote Reporting	245	77	31.43	43	23	41	26	46	24			
757400 7574	0	0	0.00	0	0	0	0	0	0			
757400 - Absentee Reporting	0	0	0.00	0	0	0	0	0	0			
757400 - Early Vote Reporting	0	0	0.00	0	0	0	0	0	0			
757500 7575	9	3	33.33		*****					Insufficient Turnout to Protect Voter Privacy	*****	
757500 - Absentee Reporting	9	0	0.00	0	0	0	0	0	0			
757500 - Early Vote Reporting	9	3	33.33		*****					Insufficient Turnout to Protect Voter Privacy	*****	
757600 7576	752	214	28.46	127	67	131	64	130	65			
757600 - Absentee Reporting	752	82	10.90	48	15	50	13	51	10			
757600 - Early Vote Reporting	752	318	42.29	218	63	220	63	216	68			
757700 7577	264	74	28.03	46	15	46	15	46	16			
757700 - Absentee Reporting	264	10	3.79	5	3	6	2	5	3			
757700 - Early Vote Reporting	264	113	42.80	71	19	73	21	71	21			
757800 7578	157	60	38.22	47	7	48	6	46	8			
757800 - Absentee Reporting	157	8	5.10		*****					Insufficient Turnout to Protect Voter Privacy	*****	
757800 - Early Vote Reporting	157	60	38.22	49	4	47	5	49	4			
757900 7579	148	0	0.00	0	0	0	0	0	0			
757900 - Absentee Reporting	148	99	66.89	47	23	54	20	50	24			
757900 - Early Vote Reporting	148	4	2.70		*****					Insufficient Turnout to Protect Voter Privacy	*****	
758000 7580	9	0	0.00	0	0	0	0	0	0			
758000 - Absentee Reporting	9	8	88.89		*****					Insufficient Turnout to Protect Voter Privacy	*****	
758000 - Early Vote Reporting	9	0	0.00	0	0	0	0	0	0			

12-10-12

WASHOE COUNTY Statement of Vote
GENERAL ELECTION

NEVADA - NONPARTISAN												
100017	Registration	Ballots Cast	Turnout (%)	SUP CRT JUSTICE SEAT C Cherry, Michael A.	NONE OF THESE CANDIDATE	SUP CRT JUSTICE SEAT F Douglas, Michael L.	NONE OF THESE CANDIDATE	SUP CRT JUSTICE SEAT G Saitta, Nancy M.	NONE OF THESE CANDIDATE			
758100	7581	170	76	44.71	44	29	46	27	51	24		
758100	- Absentee Reporting	170	6	3.53	*****	*****	Insufficient Turnout to Protect Voter Privacy		*****	*****		
758200	7582	20	6	30.00	*****	*****	Insufficient Turnout to Protect Voter Privacy		*****	*****		
758200	- Absentee Reporting	20	0	0.00	0	0	0	0	0	0		
758200	Early Vote Reporting	20	9	45.00	*****	*****	Insufficient Turnout to Protect Voter Privacy		*****	*****		
758300	7583	2	2	100.00	*****	*****	Insufficient Turnout to Protect Voter Privacy		*****	*****		
758300	- Absentee Reporting	2	0	0.00	0	0	0	0	0	0		
758300	Early Vote Reporting	2	0	0.00	0	0	0	0	0	0		
758400	7584	2	0	0.00	0	0	0	0	0	0		
758400	- Absentee Reporting	2	0	0.00	0	0	0	0	0	0		
758400	Early Vote Reporting	2	2	100.00	*****	*****	Insufficient Turnout to Protect Voter Privacy		*****	*****		
758500	7585	1	0	0.00	0	0	0	0	0	0		
758500	- Absentee Reporting	1	0	0.00	0	0	0	0	0	0		
758500	Early Vote Reporting	1	1	100.00	*****	*****	Insufficient Turnout to Protect Voter Privacy		*****	*****		
758600	7586	247	61	24.70	37	20	41	17	38	19		
758600	- Absentee Reporting	247	33	13.36	19	5	20	4	19	5		
758600	Early Vote Reporting	247	110	44.53	77	29	78	27	76	27		
758700	7587	16	0	0.00	0	0	0	0	0	0		
758700	- Absentee Reporting	16	4	25.00	*****	*****	Insufficient Turnout to Protect Voter Privacy		*****	*****		
758700	Early Vote Reporting	16	11	68.75	8	2	7	3	7	3		
758800	7588	30	5	16.67	*****	*****	Insufficient Turnout to Protect Voter Privacy		*****	*****		
758800	- Absentee Reporting	30	2	6.67	*****	*****	Insufficient Turnout to Protect Voter Privacy		*****	*****		
758800	Early Vote Reporting	30	16	53.33	5	10	5	10	4	10		
758900	7589	10	4	40.00	*****	*****	Insufficient Turnout to Protect Voter Privacy		*****	*****		
758900	- Absentee Reporting	10	0	0.00	0	0	0	0	0	0		
758900	Early Vote Reporting	10	0	0.00	0	0	0	0	0	0		
810000	8100	854	191	22.37	136	31	137	30	134	34		
810000	- Absentee Reporting	854	116	13.58	68	10	71	8	69	11		
810000	Early Vote Reporting	854	446	52.22	326	61	327	54	319	61		
810100	8101	15	4	26.67	*****	*****	Insufficient Turnout to Protect Voter Privacy		*****	*****		
810100	- Absentee Reporting	15	1	6.67	*****	*****	Insufficient Turnout to Protect Voter Privacy		*****	*****		
810100	Early Vote Reporting	15	9	60.00	*****	*****	Insufficient Turnout to Protect Voter Privacy		*****	*****		
810200	8102	36	11	30.56	9	1	9	0	8	1		
810200	- Absentee Reporting	36	2	5.56	*****	*****	Insufficient Turnout to Protect Voter Privacy		*****	*****		
810200	Early Vote Reporting	36	17	47.22	10	5	10	4	10	4		
810300	8103	693	77	11.11	49	14	48	14	42	19		
810300	- Absentee Reporting	693	89	12.84	58	10	60	9	58	11		
810300	Early Vote Reporting	693	447	64.50	317	77	321	63	318	64		
810400	8104	603	115	19.07	79	20	78	22	73	24		
810400	- Absentee Reporting	603	102	16.92	45	15	44	16	39	18		
810400	Early Vote Reporting	603	244	40.46	146	52	149	49	134	53		
810500	8105	633	100	15.80	56	22	54	25	57	19		
810500	- Absentee Reporting	633	98	15.48	47	19	47	18	50	18		
810500	Early Vote Reporting	633	302	47.71	195	62	193	64	188	69		
810600	8106	908	168	18.50	79	49	80	49	85	39		
810600	- Absentee Reporting	908	116	12.78	65	19	67	18	62	21		
810600	Early Vote Reporting	908	436	48.02	264	100	271	95	258	100		
810700	8107	1103	210	19.04	112	54	111	56	115	52		
810700	- Absentee Reporting	1103	191	17.32	118	22	114	26	112	23		
810700	Early Vote Reporting	1103	397	35.99	243	82	245	85	234	86		
810800	8108	905	163	18.01	98	37	105	31	103	32		
810800	- Absentee Reporting	905	156	17.24	96	18	99	13	94	21		
810800	Early Vote Reporting	905	407	44.97	279	73	279	74	274	76		
810900	8109	1018	216	21.22	122	46	119	52	109	49		
810900	- Absentee Reporting	1018	151	14.83	77	13	73	20	79	14		
810900	Early Vote Reporting	1018	404	39.69	261	80	273	68	261	79		
811000	8110	318	48	15.09	29	13	30	13	29	12		
811000	- Absentee Reporting	318	100	31.45	49	13	54	10	48	14		
811000	Early Vote Reporting	318	97	30.50	57	22	56	23	55	25		

18-1027

WASHOE COUNTY Statement of Vote
GENERAL ELECTION

NEVADA - NONPARTISAN											
100017											
	Registration	Ballots Cast	Turnout (%)	SUP CRT JUSTICE SEAT C Cherry, Michael A.	NONE OF THESE CANDIDATE	SUP CRT JUSTICE SEAT F Douglas, Michael L.	NONE OF THESE CANDIDATE	SUP CRT JUSTICE SEAT G Saitta, Nancy M.	NONE OF THESE CANDIDATE		
811100 8111	5	1	20.00							Insufficient Turnout to Protect Voter Privacy	*****
811100 - Absentee Reporting	5	0	0.00	0	0	0	0	0	0		
811100 - Early Vote Reporting	5	2	40.00							Insufficient Turnout to Protect Voter Privacy	*****
811200 8112	39	4	10.26							Insufficient Turnout to Protect Voter Privacy	*****
811200 - Absentee Reporting	39	8	20.51							Insufficient Turnout to Protect Voter Privacy	*****
811200 - Early Vote Reporting	39	16	41.03	3	6	4	5	4	5		
811400 8114	31	8	25.81							Insufficient Turnout to Protect Voter Privacy	*****
811400 - Absentee Reporting	31	10	32.26	7	1	7	1	7	1		
811400 - Early Vote Reporting	31	10	32.26	6	0	6	0	5	1		
811500 8115	3	1	33.33							Insufficient Turnout to Protect Voter Privacy	*****
811500 - Absentee Reporting	3	0	0.00	0	0	0	0	0	0		
811500 - Early Vote Reporting	3	1	33.33							Insufficient Turnout to Protect Voter Privacy	*****
811600 8116	963	180	18.69	101	50	104	46	102	43		
811600 - Absentee Reporting	963	114	11.84	50	18	49	20	46	22		
811600 - Early Vote Reporting	963	429	44.55	258	98	268	91	255	91		
811700 8117	804	138	17.16	80	32	85	30	76	34		
811700 - Absentee Reporting	804	155	19.28	77	19	78	19	74	22		
811700 - Early Vote Reporting	804	326	40.55	223	61	228	58	215	63		
811800 8118	16	2	12.50							Insufficient Turnout to Protect Voter Privacy	*****
811800 - Absentee Reporting	16	8	50.00							Insufficient Turnout to Protect Voter Privacy	*****
811800 - Early Vote Reporting	16	4	25.00							Insufficient Turnout to Protect Voter Privacy	*****
812000 8120	18	3	16.67							Insufficient Turnout to Protect Voter Privacy	*****
812000 - Absentee Reporting	18	11	61.11	4	4	4	3	2	6		
812000 - Early Vote Reporting	18	2	11.11							Insufficient Turnout to Protect Voter Privacy	*****
812100 8121	1	0	0.00	0	0	0	0	0	0		
812100 - Absentee Reporting	1	0	0.00	0	0	0	0	0	0		
812100 - Early Vote Reporting	1	1	100.00							Insufficient Turnout to Protect Voter Privacy	*****
812500 8125	3	0	0.00	0	0	0	0	0	0		
812500 - Absentee Reporting	3	0	0.00	0	0	0	0	0	0		
812500 - Early Vote Reporting	3	3	100.00							Insufficient Turnout to Protect Voter Privacy	*****
812600 8126	6	1	16.67							Insufficient Turnout to Protect Voter Privacy	*****
812600 - Absentee Reporting	6	2	33.33							Insufficient Turnout to Protect Voter Privacy	*****
812600 - Early Vote Reporting	6	3	50.00							Insufficient Turnout to Protect Voter Privacy	*****
812700 8127	1	0	0.00	0	0	0	0	0	0		
812700 - Absentee Reporting	1	0	0.00	0	0	0	0	0	0		
812700 - Early Vote Reporting	1	1	100.00							Insufficient Turnout to Protect Voter Privacy	*****
812800 8128	10	0	0.00	0	0	0	0	0	0		
812800 - Absentee Reporting	10	0	0.00	0	0	0	0	0	0		
812800 - Early Vote Reporting	10	7	70.00							Insufficient Turnout to Protect Voter Privacy	*****
812900 8129	54	7	12.96							Insufficient Turnout to Protect Voter Privacy	*****
812900 - Absentee Reporting	54	10	18.52	6	3	8	1	6	3		
812900 - Early Vote Reporting	54	29	53.70	14	13	16	10	16	10		
813000 8130	2	0	0.00	0	0	0	0	0	0		
813000 - Absentee Reporting	2	1	50.00							Insufficient Turnout to Protect Voter Privacy	*****
813000 - Early Vote Reporting	2	1	50.00							Insufficient Turnout to Protect Voter Privacy	*****
820000 8200	788	189	23.98	125	44	128	41	130	40		
820000 - Absentee Reporting	788	69	8.76	47	7	48	7	47	6		
820000 - Early Vote Reporting	788	443	56.22	302	76	298	76	303	73		
820100 8201	368	143	38.86	98	26	101	24	99	26		
820100 - Absentee Reporting	368	26	7.07	16	3	16	4	18	3		
820100 - Early Vote Reporting	368	129	35.05	89	23	88	23	89	23		
820200 8202	1321	266	20.14	190	49	196	44	188	51		
820200 - Absentee Reporting	1321	118	8.93	79	11	79	11	75	19		
820200 - Early Vote Reporting	1321	767	58.06	537	151	544	149	542	152		
820300 8203	928	157	16.92	116	27	114	29	105	38		
820300 - Absentee Reporting	928	123	13.25	68	18	71	13	65	18		
820300 - Early Vote Reporting	928	502	54.09	332	97	342	90	331	101		
820400 8204	112	25	22.32	16	5	16	4	16	2		
820400 - Absentee Reporting	112	5	4.46							Insufficient Turnout to Protect Voter Privacy	*****
820400 - Early Vote Reporting	112	68	60.71	52	9	54	8	47	12		

100017

WASHOE COUNTY Statement of Vote
GENERAL ELECTION

NEVADA - NONPARTISAN

100017

	Registration	Ballots Cast	Turnout (%)	SUP CRT JUSTICE SEAT C Chery, Michael A.	NONE OF THESE CANDIDATE	SUP CRT JUSTICE SEAT F Douglas, Michael L.	NONE OF THESE CANDIDATE	SUP CRT JUSTICE SEAT G Saitta, Nancy M.	NONE OF THESE CANDIDATE				
820500 8205	1042	244	23.42	176	47	181	42	171	50				
820500 - Absentee Reporting	1042	113	10.84	61	22	59	22	56	25				
820500 - Early Vote Reporting	1042	595	57.10	405	109	411	101	409	107				
820600 8206	133	14	10.53	10	2	11	2	10	3				
820600 - Absentee Reporting	133	22	16.54	17	2	16	2	15	3				
820600 - Early Vote Reporting	133	78	58.65	54	15	57	12	54	12				
820700 8207	732	112	15.30	68	27	68	27	67	28				
820700 - Absentee Reporting	732	95	12.98	60	8	63	7	59	11				
820700 - Early Vote Reporting	732	427	58.33	292	91	300	83	299	86				
820800 8208	273	50	18.32	31	10	35	5	33	7				
820800 - Absentee Reporting	273	20	7.33	8	5	9	3	7	6				
820800 - Early Vote Reporting	273	171	62.64	129	24	131	21	134	20				
820900 8209	989	204	20.63	142	41	142	41	137	48				
820900 - Absentee Reporting	989	70	7.08	36	11	36	10	33	12				
820900 - Early Vote Reporting	989	583	58.95	395	99	398	97	392	103				
821000 8210	942	197	20.91	116	58	119	55	114	61				
821000 - Absentee Reporting	942	110	11.68	68	18	72	14	72	13				
821000 - Early Vote Reporting	942	463	49.15	318	95	329	82	311	97				
821100 8211	31	9	29.03	*****	*****	*****	*****	*****	*****				
821100 - Absentee Reporting	31	5	16.13	*****	*****	*****	*****	*****	*****				
821100 - Early Vote Reporting	31	10	32.26	6	3	8	2	7	2				
821200 8212	9	1	11.11	*****	*****	*****	*****	*****	*****				
821200 - Absentee Reporting	9	0	0.00	0	0	0	0	0	0				
821200 - Early Vote Reporting	9	6	66.67	*****	*****	*****	*****	*****	*****				
821300 8213	218	36	16.51	25	4	24	6	25	5				
821300 - Absentee Reporting	218	21	9.63	7	2	7	2	7	2				
821300 - Early Vote Reporting	218	133	61.01	102	19	107	17	99	21				
821400 8214	149	36	24.16	22	5	24	4	24	3				
821400 - Absentee Reporting	149	27	18.12	15	5	14	6	13	6				
821400 - Early Vote Reporting	149	67	44.97	46	9	46	9	43	10				
821500 8215	218	55	25.23	37	6	38	5	37	5				
821500 - Absentee Reporting	218	20	9.17	14	2	14	3	14	4				
821500 - Early Vote Reporting	218	116	53.21	85	18	83	20	81	25				
821600 8216	364	54	14.84	39	7	39	6	39	8				
821600 - Absentee Reporting	364	31	8.52	17	4	16	4	18	3				
821600 - Early Vote Reporting	364	232	63.74	164	43	166	38	167	40				
821700 8217	1004	155	15.44	104	34	111	27	102	37				
821700 - Absentee Reporting	1004	77	7.67	38	17	38	15	40	14				
821700 - Early Vote Reporting	1004	637	63.45	451	116	460	109	458	113				
821800 8218	7	1	14.29	*****	*****	*****	*****	*****	*****				
821800 - Absentee Reporting	7	0	0.00	0	0	0	0	0	0				
821800 - Early Vote Reporting	7	5	71.43	*****	*****	*****	*****	*****	*****				
821900 8219	337	148	43.92	109	24	112	21	111	22				
821900 - Absentee Reporting	337	41	12.17	23	4	23	3	25	3				
821900 - Early Vote Reporting	337	97	28.78	64	17	69	14	63	20				
822000 8220	756	302	39.95	204	65	211	59	203	67				
822000 - Absentee Reporting	756	70	9.26	33	12	37	11	32	15				
822000 - Early Vote Reporting	756	298	39.42	207	51	206	49	200	53				
822100 8221	643	260	40.44	178	47	181	44	172	53				
822100 - Absentee Reporting	643	36	5.60	17	8	18	6	16	8				
822100 - Early Vote Reporting	643	245	38.10	170	46	177	39	170	45				
822200 8222	864	364	42.13	238	80	247	75	236	82				
822200 - Absentee Reporting	864	50	5.79	26	4	25	6	24	8				
822200 - Early Vote Reporting	864	314	36.34	212	66	215	64	212	67				
822300 8223	30	6	20.00	*****	*****	*****	*****	*****	*****				
822300 - Absentee Reporting	30	3	10.00	*****	*****	*****	*****	*****	*****				
822300 - Early Vote Reporting	30	15	50.00	8	4	7	5	6	5				
822600 8226	4	1	25.00	*****	*****	*****	*****	*****	*****				
822600 - Absentee Reporting	4	0	0.00	0	0	0	0	0	0				
822600 - Early Vote Reporting	4	2	50.00	*****	*****	*****	*****	*****	*****				

18-1037

100017		NEVADA - NONPARTISAN												
		Registration	Ballots Cast	Turnout (%)	SUP CRT JUSTICE SEAT C Cherry, Michael A.	NONE OF THESE CANDIDATE	SUP CRT JUSTICE SEAT F Douglas, Michael L.	NONE OF THESE CANDIDATE	SUP CRT JUSTICE SEAT G Saitta, Nancy M.	NONE OF THESE CANDIDATE				
822700	8227	7	0	0.00	0	0	0	0	0	0				
822700	- Absentee Reporting	7	1	14.29	*****									
822700	- Early Vote Reporting	7	4	57.14	*****									
822800	8228	52	20	38.46	10	5	10	5	9	6				
822800	- Absentee Reporting	52	2	3.85	*****									
822800	- Early Vote Reporting	52	18	34.62	11	4	12	3	11	4				
822900	8229	2	0	0.00	0	0	0	0	0	0				
822900	- Absentee Reporting	2	0	0.00	0	0	0	0	0	0				
822900	- Early Vote Reporting	2	1	50.00	*****									
823000	8230	25	2	8.00	*****									
823000	- Absentee Reporting	25	3	12.00	*****									
823000	- Early Vote Reporting	25	16	64.00	11	2	11	2	11	2				
823100	8231	72	22	30.56	16	6	15	7	14	8				
823100	- Absentee Reporting	72	9	12.50	*****									
823100	- Early Vote Reporting	72	29	40.28	15	9	16	8	16	8				
823200	8232	28	5	17.86	*****									
823200	- Absentee Reporting	28	5	17.86	*****									
823200	- Early Vote Reporting	28	13	46.43	9	2	9	2	7	4				
823300	8233	782	196	25.06	121	42	121	41	118	45				
823300	- Absentee Reporting	782	48	6.14	32	6	33	6	30	11				
823300	- Early Vote Reporting	782	410	52.43	270	81	281	72	269	86				
823400	8234	116	16	13.79	9	5	9	5	9	5				
823400	- Absentee Reporting	116	16	13.79	14	2	14	2	12	4				
823400	- Early Vote Reporting	116	69	59.48	43	22	43	23	43	21				
823500	8235	184	30	16.30	22	3	22	3	21	3				
823500	- Absentee Reporting	184	25	13.59	17	2	15	3	16	3				
823500	- Early Vote Reporting	184	98	53.26	62	15	64	13	62	14				
823600	8236	1173	186	15.86	121	44	122	42	119	45				
823600	- Absentee Reporting	1173	182	15.52	112	32	113	32	96	44				
823600	- Early Vote Reporting	1173	669	57.03	430	152	438	149	438	148				
823700	8237	30	2	6.67	*****									
823700	- Absentee Reporting	30	2	6.67	*****									
823700	- Early Vote Reporting	30	20	66.67	14	3	14	3	14	3				
823800	8238	941	176	18.70	112	43	116	38	106	48				
823800	- Absentee Reporting	941	159	16.90	84	22	85	21	83	24				
823800	- Early Vote Reporting	941	502	53.35	334	108	339	103	341	99				
823900	8239	2	0	0.00	0	0	0	0	0	0				
823900	- Absentee Reporting	2	0	0.00	0	0	0	0	0	0				
823900	- Early Vote Reporting	2	0	0.00	0	0	0	0	0	0				
824000	8240	89	26	29.21	19	2	19	2	17	4				
824000	- Absentee Reporting	89	11	12.36	9	1	9	1	9	1				
824000	- Early Vote Reporting	89	41	46.07	26	7	26	8	27	7				
824100	8241	67	14	20.90	10	3	10	3	9	4				
824100	- Absentee Reporting	67	12	17.91	11	0	11	0	10	1				
824100	- Early Vote Reporting	67	34	50.75	27	3	28	2	29	2				
824400	8244	85	17	20.00	12	5	12	5	12	5				
824400	- Absentee Reporting	85	9	10.59	*****									
824400	- Early Vote Reporting	85	38	44.71	27	4	28	3	28	4				
824500	8245	443	93	20.99	55	26	58	23	58	27				
824500	- Absentee Reporting	443	36	8.13	26	3	27	3	22	6				
824500	- Early Vote Reporting	443	212	47.86	148	41	152	39	152	37				
824700	8247	205	49	23.90	38	10	38	10	36	12				
824700	- Absentee Reporting	205	41	20.00	31	2	31	2	30	3				
824700	- Early Vote Reporting	205	94	45.85	67	19	68	16	66	19				
825000	8250	797	125	15.68	85	23	85	23	84	25				
825000	- Absentee Reporting	797	74	9.28	47	10	48	9	47	10				
825000	- Early Vote Reporting	797	468	58.72	317	82	314	81	304	94				
825100	8251	24	6	25.00	*****									
825100	- Absentee Reporting	24	6	25.00	*****									
825100	- Early Vote Reporting	24	10	41.67	6	2	7	2	6	2				

100017

WASHOE COUNTY Statement of Vote
GENERAL ELECTION

100017		NEVADA - NONPARTISAN											
	Registration	Ballots Cast	Turnout (%)	SUP CRT JUSTICE SEAT C Cherry, Michael A.	NONE OF THESE CANDIDATE	SUP CRT JUSTICE SEAT F Douglas, Michael L.	NONE OF THESE CANDIDATE	SUP CRT JUSTICE SEAT G Saitta, Nancy M.	NONE OF THESE CANDIDATE				
825200 8252	20	2	10.00										
825200 - Absentee Reporting	20	3	15.00										
825200 - Early Vote Reporting	20	11	55.00	7	2	7	2	7	2				
825300 8253	247	50	20.24	32	7	35	6	32	9				
825300 - Absentee Reporting	247	19	7.69	13	3	13	3	13	3				
825300 - Early Vote Reporting	247	148	59.92	111	22	110	23	114	19				
825400 8254	1255	263	20.96	181	58	181	57	171	67				
825400 - Absentee Reporting	1255	111	8.84	71	8	73	7	74	4				
825400 - Early Vote Reporting	1255	693	55.22	481	131	490	123	484	132				
825500 8255	15	2	13.33										
825500 - Absentee Reporting	15	0	0.00	0	0	0	0	0	0				
825500 - Early Vote Reporting	15	10	66.67	5	5	6	4	6	4				
825600 8256	565	124	21.95	87	28	87	29	87	29				
825600 - Absentee Reporting	565	41	7.26	21	7	22	6	20	8				
825600 - Early Vote Reporting	565	287	50.80	183	62	191	53	192	55				
825900 8259	0	0	0.00	0	0	0	0	0	0				
825900 - Absentee Reporting	0	0	0.00	0	0	0	0	0	0				
825900 - Early Vote Reporting	0	0	0.00	0	0	0	0	0	0				
826000 8260	0	0	0.00	0	0	0	0	0	0				
826000 - Absentee Reporting	0	0	0.00	0	0	0	0	0	0				
826000 - Early Vote Reporting	0	0	0.00	0	0	0	0	0	0				
826100 8261	19	5	26.32										
826100 - Absentee Reporting	19	4	21.05										
826100 - Early Vote Reporting	19	9	47.37										
826200 8262	180	38	21.11	28	9	29	8	28	9				
826200 - Absentee Reporting	180	13	7.22	9	3	11	1	10	3				
826200 - Early Vote Reporting	180	91	50.56	57	27	58	25	60	22				
826300 8263	729	130	17.83	91	20	87	23	89	24				
826300 - Absentee Reporting	729	93	12.76	58	12	56	13	60	9				
826300 - Early Vote Reporting	729	419	57.48	309	52	311	49	309	56				
826400 8264	274	103	37.59	62	31	70	24	69	25				
826400 - Absentee Reporting	274	24	8.76	15	3	16	1	15	1				
826400 - Early Vote Reporting	274	105	38.32	67	26	68	25	67	26				
826500 8265	2	2	100.00										
826500 - Absentee Reporting	2	0	0.00	0	0	0	0	0	0				
826500 - Early Vote Reporting	2	0	0.00	0	0	0	0	0	0				
826600 8266	1	0	0.00	0	0	0	0	0	0				
826600 - Absentee Reporting	1	0	0.00	0	0	0	0	0	0				
826600 - Early Vote Reporting	1	0	0.00	0	0	0	0	0	0				
826700 8267	2	0	0.00	0	0	0	0	0	0				
826700 - Absentee Reporting	2	0	0.00	0	0	0	0	0	0				
826700 - Early Vote Reporting	2	2	100.00										
826800 8268	4	0	0.00	0	0	0	0	0	0				
826800 - Absentee Reporting	4	1	25.00										
826800 - Early Vote Reporting	4	2	50.00										
827000 8270	366	93	25.41	63	23	65	21	67	19				
827000 - Absentee Reporting	366	20	5.46	10	1	10	1	9	2				
827000 - Early Vote Reporting	366	189	51.64	131	36	137	32	133	36				
827100 8271	745	141	18.93	85	39	84	41	83	41				
827100 - Absentee Reporting	745	97	13.02	51	20	56	19	53	17				
827100 - Early Vote Reporting	745	421	56.51	266	96	273	91	269	95				
827300 8273	344	130	37.79	76	33	80	29	80	31				
827300 - Absentee Reporting	344	43	12.50	20	5	19	6	17	8				
827300 - Early Vote Reporting	344	108	31.40	73	23	75	22	73	23				
827400 8274	0	0	0.00	0	0	0	0	0	0				
827400 - Absentee Reporting	0	0	0.00	0	0	0	0	0	0				
827400 - Early Vote Reporting	0	0	0.00	0	0	0	0	0	0				
827500 8275	0	0	0.00	0	0	0	0	0	0				
827500 - Absentee Reporting	0	0	0.00	0	0	0	0	0	0				
827500 - Early Vote Reporting	0	0	0.00	0	0	0	0	0	0				

7-507-10

November 6, 2012

GENERAL ELECTION

100017		NEVADA - NONPARTISAN												
	Registration	Ballots Cast	Turnout (%)	SUP CRT JUSTICE SEAT C Cherry, Michael A.	NONE OF THESE CANDIDATE	SUP CRT JUSTICE SEAT F Douglas, Michael L.	NONE OF THESE CANDIDATE	SUP CRT JUSTICE SEAT G Saitta, Nancy M.	NONE OF THESE CANDIDATE					
827600 8276	34	13	38.24	10	3	9	4	10	3					
827600 - Absentee Reporting	34	0	0.00	0	0	0	0	0	0					
827600 - Early Vote Reporting	34	12	35.29	8	2	8	2	8	2					
827700 8277	464	89	19.18	56	17	53	21	57	16					
827700 - Absentee Reporting	464	50	10.78	29	5	28	5	27	5					
827700 - Early Vote Reporting	464	259	55.82	190	40	198	32	189	39					
827800 8278	365	63	17.26	38	14	40	13	38	16					
827800 - Absentee Reporting	365	21	5.75	13	3	14	2	14	2					
827800 - Early Vote Reporting	365	243	66.58	166	49	173	44	171	44					
828100 8281	17	0	0.00	0	0	0	0	0	0					
828100 - Absentee Reporting	17	5	29.41	***** Insufficient Turnout to Protect Voter Privacy *****									*****	
828100 - Early Vote Reporting	17	11	64.71	8	0	8	1	8	1					
828700 8287	2	0	0.00	0	0	0	0	0	0					
828700 - Absentee Reporting	2	0	0.00	0	0	0	0	0	0					
828700 - Early Vote Reporting	2	2	100.00	***** Insufficient Turnout to Protect Voter Privacy *****									*****	
828900 8289	0	0	0.00	0	0	0	0	0	0					
828900 - Absentee Reporting	0	0	0.00	0	0	0	0	0	0					
828900 - Early Vote Reporting	0	0	0.00	0	0	0	0	0	0					
829000 8290	0	0	0.00	0	0	0	0	0	0					
829000 - Absentee Reporting	0	0	0.00	0	0	0	0	0	0					
829000 - Early Vote Reporting	0	0	0.00	0	0	0	0	0	0					
829100 8291	0	0	0.00	0	0	0	0	0	0					
829100 - Absentee Reporting	0	0	0.00	0	0	0	0	0	0					
829100 - Early Vote Reporting	0	0	0.00	0	0	0	0	0	0					
829200 8292	0	0	0.00	0	0	0	0	0	0					
829200 - Absentee Reporting	0	0	0.00	0	0	0	0	0	0					
829200 - Early Vote Reporting	0	0	0.00	0	0	0	0	0	0					
829300 8293	0	0	0.00	0	0	0	0	0	0					
829300 - Absentee Reporting	0	0	0.00	0	0	0	0	0	0					
829300 - Early Vote Reporting	0	0	0.00	0	0	0	0	0	0					
829400 8294	2	0	0.00	0	0	0	0	0	0					
829400 - Absentee Reporting	2	0	0.00	0	0	0	0	0	0					
829400 - Early Vote Reporting	2	2	100.00	***** Insufficient Turnout to Protect Voter Privacy *****									*****	
829500 8295	11	2	18.18	***** Insufficient Turnout to Protect Voter Privacy *****									*****	
829500 - Absentee Reporting	11	0	0.00	0	0	0	0	0	0					
829500 - Early Vote Reporting	11	5	45.45	***** Insufficient Turnout to Protect Voter Privacy *****									*****	
840000 8400	0	0	0.00	0	0	0	0	0	0					
840000 - Absentee Reporting	0	0	0.00	0	0	0	0	0	0					
840000 - Early Vote Reporting	0	0	0.00	0	0	0	0	0	0					
850000 8500	65	8	12.31	***** Insufficient Turnout to Protect Voter Privacy *****									*****	
850000 - Absentee Reporting	65	10	15.38	5	4	5	4	5	3					
850000 - Early Vote Reporting	65	35	53.85	21	10	19	12	18	11					
850200 8502	208	58	27.88	36	11	36	11	36	12					
850200 - Absentee Reporting	208	24	11.54	17	1	16	1	15	2					
850200 - Early Vote Reporting	208	95	45.67	55	23	56	21	51	25					
850500 8505	25	4	16.00	***** Insufficient Turnout to Protect Voter Privacy *****									*****	
850500 - Absentee Reporting	25	3	12.00	***** Insufficient Turnout to Protect Voter Privacy *****									*****	
850500 - Early Vote Reporting	25	11	44.00	7	2	7	2	7	1					
910100 - Absentee Reporting	0	0	0.00	0	0	0	0	0	0					
910200 - Absentee Reporting	0	0	0.00	0	0	0	0	0	0					
910300 - Absentee Reporting	0	0	0.00	0	0	0	0	0	0					
910600 - Absentee Reporting	0	0	0.00	0	0	0	0	0	0					
910700 - Absentee Reporting	0	0	0.00	0	0	0	0	0	0					
910900 - Absentee Reporting	0	0	0.00	0	0	0	0	0	0					
911400 - Absentee Reporting	0	0	0.00	0	0	0	0	0	0					
911500 - Absentee Reporting	0	0	0.00	0	0	0	0	0	0					
911600 - Absentee Reporting	0	0	0.00	0	0	0	0	0	0					
911700 - Absentee Reporting	0	0	0.00	0	0	0	0	0	0					
911800 - Absentee Reporting	0	0	0.00	0	0	0	0	0	0					
912000 - Absentee Reporting	0	0	0.00	0	0	0	0	0	0					

LR 11-21

NEVADA - NONPARTISAN													
100017	Registration	Ballots Cast	Turnout (%)	SUP CRT JUSTICE SEAT C Cherry, Michael A.	NONE OF THESE CANDIDATE	SUP CRT JUSTICE SEAT F Douglas, Michael L.	NONE OF THESE CANDIDATE	SUP CRT JUSTICE SEAT G Satta, Nancy M.	NONE OF THESE CANDIDATE				
912100 - Absentee Reporting	0	0	0.00	0	0	0	0	0	0				
912200 - Absentee Reporting	0	0	0.00	0	0	0	0	0	0				
912300 - Absentee Reporting	0	0	0.00	0	0	0	0	0	0				
912400 - Absentee Reporting	0	0	0.00	0	0	0	0	0	0				
912500 - Absentee Reporting	0	0	0.00	0	0	0	0	0	0				
912600 - Absentee Reporting	0	0	0.00	0	0	0	0	0	0				
912800 - Absentee Reporting	0	0	0.00	0	0	0	0	0	0				
912900 - Absentee Reporting	0	0	0.00	0	0	0	0	0	0				
920200 - Absentee Reporting	0	0	0.00	0	0	0	0	0	0				
920500 - Absentee Reporting	0	0	0.00	0	0	0	0	0	0				
920700 - Absentee Reporting	0	0	0.00	0	0	0	0	0	0				
920800 - Absentee Reporting	0	0	0.00	0	0	0	0	0	0				
921000 - Absentee Reporting	0	0	0.00	0	0	0	0	0	0				
921100 - Absentee Reporting	0	0	0.00	0	0	0	0	0	0				
921200 - Absentee Reporting	0	0	0.00	0	0	0	0	0	0				
921400 - Absentee Reporting	0	0	0.00	0	0	0	0	0	0				
921500 - Absentee Reporting	0	0	0.00	0	0	0	0	0	0				
921800 - Absentee Reporting	0	0	0.00	0	0	0	0	0	0				
922100 - Absentee Reporting	0	0	0.00	0	0	0	0	0	0				
922200 - Absentee Reporting	0	0	0.00	0	0	0	0	0	0				
922300 - Absentee Reporting	0	0	0.00	0	0	0	0	0	0				
922400 - Absentee Reporting	0	0	0.00	0	0	0	0	0	0				
922700 - Absentee Reporting	0	0	0.00	0	0	0	0	0	0				
922800 - Absentee Reporting	0	0	0.00	0	0	0	0	0	0				
922900 - Absentee Reporting	0	0	0.00	0	0	0	0	0	0				
923000 - Absentee Reporting	0	0	0.00	0	0	0	0	0	0				
923100 - Absentee Reporting	0	0	0.00	0	0	0	0	0	0				
923200 - Absentee Reporting	0	0	0.00	0	0	0	0	0	0				
923300 - Absentee Reporting	0	0	0.00	0	0	0	0	0	0				
923400 - Absentee Reporting	0	0	0.00	0	0	0	0	0	0				
923500 - Absentee Reporting	0	0	0.00	0	0	0	0	0	0				
923600 - Absentee Reporting	0	0	0.00	0	0	0	0	0	0				
923700 - Absentee Reporting	0	0	0.00	0	0	0	0	0	0				
923900 - Absentee Reporting	0	0	0.00	0	0	0	0	0	0				
924000 - Absentee Reporting	0	0	0.00	0	0	0	0	0	0				
924300 - Absentee Reporting	0	0	0.00	0	0	0	0	0	0				
924400 - Absentee Reporting	0	0	0.00	0	0	0	0	0	0				
924500 - Absentee Reporting	0	0	0.00	0	0	0	0	0	0				
924600 - Absentee Reporting	0	0	0.00	0	0	0	0	0	0				
924700 - Absentee Reporting	0	0	0.00	0	0	0	0	0	0				
924800 - Absentee Reporting	0	0	0.00	0	0	0	0	0	0				
924900 - Absentee Reporting	0	0	0.00	0	0	0	0	0	0				
925100 - Absentee Reporting	0	0	0.00	0	0	0	0	0	0				
930300 - Absentee Reporting	0	0	0.00	0	0	0	0	0	0				
930400 - Absentee Reporting	0	0	0.00	0	0	0	0	0	0				
930700 - Absentee Reporting	0	0	0.00	0	0	0	0	0	0				
930800 - Absentee Reporting	0	0	0.00	0	0	0	0	0	0				
930900 - Absentee Reporting	0	0	0.00	0	0	0	0	0	0				
931000 - Absentee Reporting	0	0	0.00	0	0	0	0	0	0				
931100 - Absentee Reporting	0	0	0.00	0	0	0	0	0	0				
931200 - Absentee Reporting	0	0	0.00	0	0	0	0	0	0				
940000 - Absentee Reporting	0	0	0.00	0	0	0	0	0	0				
940800 - Absentee Reporting	0	0	0.00	0	0	0	0	0	0				
941500 - Absentee Reporting	0	0	0.00	0	0	0	0	0	0				
941700 - Absentee Reporting	0	0	0.00	0	0	0	0	0	0				
941900 - Absentee Reporting	0	0	0.00	0	0	0	0	0	0				
942000 - Absentee Reporting	0	0	0.00	0	0	0	0	0	0				
942200 - Absentee Reporting	0	0	0.00	0	0	0	0	0	0				
942400 - Absentee Reporting	0	0	0.00	0	0	0	0	0	0				
942500 - Absentee Reporting	0	0	0.00	0	0	0	0	0	0				

10-1057

WASHOE COUNTY Statement of Vote
GENERAL ELECTION

100017	NEVADA - NONPARTISAN													
	Registration	Ballots Cast	Turnout (%)	SUP CRT JUSTICE SEAT C Cherry, Michael A.	NONE OF THESE CANDIDATE	SUP CRT JUSTICE SEAT F Douglas, Michael L.	NONE OF THESE CANDIDATE	SUP CRT JUSTICE SEAT C Saitta, Nancy M	NONE OF THESE CANDIDATE					
950100 - Absentee Reporting	0	0	0.00	0	0	0	0	0	0					
950700 - Absentee Reporting	0	0	0.00	0	0	0	0	0	0					
951200 - Absentee Reporting	0	0	0.00	0	0	0	0	0	0					
951300 - Absentee Reporting	0	0	0.00	0	0	0	0	0	0					
951600 - Absentee Reporting	0	0	0.00	0	0	0	0	0	0					
951900 - Absentee Reporting	0	0	0.00	0	0	0	0	0	0					
952000 - Absentee Reporting	0	0	0.00	0	0	0	0	0	0					
952100 - Absentee Reporting	0	0	0.00	0	0	0	0	0	0					
952300 - Absentee Reporting	0	0	0.00	0	0	0	0	0	0					
952600 - Absentee Reporting	0	0	0.00	0	0	0	0	0	0					
952700 - Absentee Reporting	0	0	0.00	0	0	0	0	0	0					
953000 - Absentee Reporting	0	0	0.00	0	0	0	0	0	0					
953200 - Absentee Reporting	0	0	0.00	0	0	0	0	0	0					
953300 - Absentee Reporting	0	0	0.00	0	0	0	0	0	0					
953500 - Absentee Reporting	0	0	0.00	0	0	0	0	0	0					
953700 - Absentee Reporting	0	0	0.00	0	0	0	0	0	0					
953800 - Absentee Reporting	0	0	0.00	0	0	0	0	0	0					
954000 - Absentee Reporting	0	0	0.00	0	0	0	0	0	0					
954100 - Absentee Reporting	0	0	0.00	0	0	0	0	0	0					
954200 - Absentee Reporting	0	0	0.00	0	0	0	0	0	0					
954300 - Absentee Reporting	0	0	0.00	0	0	0	0	0	0					
954400 - Absentee Reporting	0	0	0.00	0	0	0	0	0	0					
954500 - Absentee Reporting	0	0	0.00	0	0	0	0	0	0					
954600 - Absentee Reporting	0	0	0.00	0	0	0	0	0	0					
954700 - Absentee Reporting	0	0	0.00	0	0	0	0	0	0					
954800 - Absentee Reporting	0	0	0.00	0	0	0	0	0	0					
954900 - Absentee Reporting	0	0	0.00	0	0	0	0	0	0					
955000 - Absentee Reporting	0	0	0.00	0	0	0	0	0	0					
955100 - Absentee Reporting	0	0	0.00	0	0	0	0	0	0					
955200 - Absentee Reporting	0	0	0.00	0	0	0	0	0	0					
955300 - Absentee Reporting	0	0	0.00	0	0	0	0	0	0					
955400 - Absentee Reporting	0	0	0.00	0	0	0	0	0	0					
955500 - Absentee Reporting	0	0	0.00	0	0	0	0	0	0					
955600 - Absentee Reporting	0	0	0.00	0	0	0	0	0	0					
955700 - Absentee Reporting	0	0	0.00	0	0	0	0	0	0					
Precinct Totals	240971	55610	23.08	35671	13079	36428	12375	35497	12838					
Absentee Reporting Totals	240971	20379	8.46	12041	3105	12362	2819	11989	3096					
Early Vote Reporting Totals	240971	111189	46.14	74385	22714	75789	21458	74610	22077					
Grand Totals	240971	187178	77.68	122097	38898	124579	36652	122096	38011					
UNITED STATES SENATOR	240971	187178	77.68	122097	38898	124579	36652	122096	38011					
DISTRICT 2	240971	187178	77.68	122097	38898	124579	36652	122096	38011					
Senate District 13	60665	43051	70.97	27307	9936	27888	9380	27469	9401					
Senate District 15	77423	61163	79.00	39944	11959	40639	11242	39663	11642					
24TH	30746	20581	66.94	12785	4831	13030	4570	12836	4434					
25TH	42720	35013	81.96	22536	6590	22986	6169	22346	6431					
26TH	43515	35407	81.37	23183	6998	23616	6627	23112	7085					
27TH	34703	26150	75.35	17408	5369	17653	5073	17317	5211					
30TH	29919	22470	75.10	14522	5105	14858	4810	14633	4967					
31ST	36540	29172	79.84	19503	6206	19967	5873	19683	6022					
32ND	16183	12836	79.32	8479	2680	8689	2496	8500	2725					
40TH	6645	5549	83.51	3681	1119	3780	1034	3669	1136					
1	56543	45053	79.68	29327	8250	29678	7674	28995	8079					
4	51687	41841	80.95	27897	8597	28566	8072	28093	8401					
RENO	124098	93640	75.46	60583	19240	61631	18158	60453	18586					
RENO-VERDI	163310	126384	77.39	82296	25843	83793	24338	82026	25252					
CERLACH-WADSWORTH	968	647	66.84	369	194	390	175	389	182					

18-1057

WASHOE COUNTY Statement of Vote
GENERAL ELECTION

100020		NONPARTISAN DST CRT JUDGE, DEPT 9												
	Registration	Ballots Cast	Turnout (%)		Dunlap, Cal	Freeman, Scott N.								
100000 1000	596	181	30.37		78	91								
100000 - Absentee Reporting	596	33	5.54		13	16								
100000 - Early Vote Reporting	596	301	50.50		148	129								
100200 1002	921	239	25.95		83	118								
100200 - Absentee Reporting	921	75	8.14		23	30								
100200 - Early Vote Reporting	921	257	27.90		126	107								
100300 1003	1404	360	25.64		145	165								
100300 - Absentee Reporting	1404	99	7.05		38	38								
100300 - Early Vote Reporting	1404	630	44.87		270	283								
100500 1005	0	0	0.00		0	0								
100500 - Absentee Reporting	0	0	0.00		0	0								
100500 - Early Vote Reporting	0	0	0.00		0	0								
100600 1006	393	96	24.43		37	47								
100600 - Absentee Reporting	393	49	12.47		14	25								
100600 - Early Vote Reporting	393	171	43.51		66	88								
100700 1007	1309	183	13.98		84	75								
100700 - Absentee Reporting	1309	122	9.32		47	56								
100700 - Early Vote Reporting	1309	793	60.58		288	412								
100800 1008	193	40	20.73		15	21								
100800 - Absentee Reporting	193	19	9.84		9	6								
100800 - Early Vote Reporting	193	83	43.01		26	45								
101000 1010	1197	287	23.98		131	128								
101000 - Absentee Reporting	1197	111	9.27		44	51								
101000 - Early Vote Reporting	1197	634	52.97		240	338								
101100 1011	1068	164	15.36		60	76								
101100 - Absentee Reporting	1068	53	4.96		19	20								
101100 - Early Vote Reporting	1068	417	39.04		156	186								
101200 1012	310	77	24.84		34	32								
101200 - Absentee Reporting	310	23	7.42		9	8								
101200 - Early Vote Reporting	310	119	38.39		45	59								
101400 1014	1198	254	21.20		105	121								
101400 - Absentee Reporting	1198	133	11.10		45	77								
101400 - Early Vote Reporting	1198	626	52.25		287	285								
101500 1015	52	11	21.15		5	2								
101500 - Absentee Reporting	52	6	11.54		*****	*****								
101500 - Early Vote Reporting	52	15	28.85		5	6								
101600 1016	1072	300	27.99		138	110								
101600 - Absentee Reporting	1072	71	6.62		17	32								
101600 - Early Vote Reporting	1072	350	32.65		133	163								
101800 1018	1024	278	27.15		111	113								
101800 - Absentee Reporting	1024	54	5.27		19	25								
101800 - Early Vote Reporting	1024	355	34.67		152	152								
102000 1020	1109	204	18.39		85	107								
102000 - Absentee Reporting	1109	119	10.73		31	59								
102000 - Early Vote Reporting	1109	655	59.06		316	293								
102100 1021	0	0	0.00		0	0								
102100 - Absentee Reporting	0	0	0.00		0	0								
102100 - Early Vote Reporting	0	0	0.00		0	0								
102200 1022	919	145	15.78		64	68								
102200 - Absentee Reporting	919	81	8.81		32	29								
102200 - Early Vote Reporting	919	583	63.44		256	277								
102300 1023	659	85	12.90		27	47								
102300 - Absentee Reporting	659	95	14.42		28	42								
102300 - Early Vote Reporting	659	406	61.61		135	235								
102400 1024	1365	220	16.12		83	126								
102400 - Absentee Reporting	1365	137	10.04		48	72								
102400 - Early Vote Reporting	1365	849	62.20		350	427								
102600 1026	767	150	19.56		62	74								
102600 - Absentee Reporting	767	74	9.65		30	36								
102600 - Early Vote Reporting	767	446	58.15		194	223								

7/6/12/12

***** Insufficient Turnout to Protect Voter Privacy *****

WASHOE COUNTY Statement of Vote
GENERAL ELECTION

NONPARTISAN DST CRT JUDGE, DEPT 9

100020	Registration	Ballots Cast	Turnout (%)	Dunlap, Cal	Freeman, Scott N.												
102700 1027	392	66	16.84	34	25												
102700 - Absentee Reporting	392	60	15.31	16	26												
102700 - Early Vote Reporting	392	210	53.57	82	116												
102900 1029	1360	267	19.63	114	125												
102900 - Absentee Reporting	1360	121	8.90	47	48												
102900 - Early Vote Reporting	1360	777	57.13	307	388												
103100 1031	731	170	23.26	65	91												
103100 - Absentee Reporting	731	76	10.40	29	35												
103100 - Early Vote Reporting	731	394	53.90	163	208												
103200 1032	581	151	25.99	57	80												
103200 - Absentee Reporting	581	60	10.33	25	27												
103200 - Early Vote Reporting	581	297	51.12	136	144												
103300 1033	1012	235	23.22	95	116												
103300 - Absentee Reporting	1012	115	11.36	34	51												
103300 - Early Vote Reporting	1012	506	50.00	206	268												
103500 1035	490	155	31.63	59	74												
103500 - Absentee Reporting	490	21	4.29	5	13												
103500 - Early Vote Reporting	490	214	43.67	75	114												
103600 1036	619	131	21.16	56	57												
103600 - Absentee Reporting	619	46	7.43	16	22												
103600 - Early Vote Reporting	619	305	49.27	128	133												
103800 1038	465	134	28.82	54	65												
103800 - Absentee Reporting	465	39	8.39	16	14												
103800 - Early Vote Reporting	465	253	54.41	103	129												
103900 1039	690	104	15.07	42	51												
103900 - Absentee Reporting	690	56	8.12	22	22												
103900 - Early Vote Reporting	690	188	27.25	74	86												
104000 1040	1	0	0.00	0	0												
104000 - Absentee Reporting	1	0	0.00	0	0												
104000 - Early Vote Reporting	1	0	0.00	0	0												
104300 1043	869	169	19.45	82	73												
104300 - Absentee Reporting	869	70	8.06	24	28												
104300 - Early Vote Reporting	869	353	40.62	153	153												
104400 1044	1180	252	21.36	117	88												
104400 - Absentee Reporting	1180	85	7.20	25	42												
104400 - Early Vote Reporting	1180	528	44.75	239	225												
104500 1045	606	137	22.61	63	43												
104500 - Absentee Reporting	606	70	11.55	27	27												
104500 - Early Vote Reporting	606	200	33.00	79	85												
104600 1046	96	23	23.96	13	8												
104600 - Absentee Reporting	96	14	14.58	11	3												
104600 - Early Vote Reporting	96	42	43.75	20	19												
104700 1047	315	54	17.14	15	33												
104700 - Absentee Reporting	315	46	14.60	12	25												
104700 - Early Vote Reporting	315	190	60.32	74	103												
104900 1049	1	0	0.00	0	0												
104900 - Absentee Reporting	1	0	0.00	0	0												
104900 - Early Vote Reporting	1	0	0.00	0	0												
105000 1050	0	0	0.00	0	0												
105000 - Absentee Reporting	0	0	0.00	0	0												
105000 - Early Vote Reporting	0	0	0.00	0	0												
105100 1051	1	0	0.00	0	0												
105100 - Absentee Reporting	1	0	0.00	0	0												
105100 - Early Vote Reporting	1	0	0.00	0	0												
105300 1053	414	74	17.87	31	31												
105300 - Absentee Reporting	414	29	7.00	4	20												
105300 - Early Vote Reporting	414	246	59.42	106	114												
105500 1055	1077	227	21.08	110	87												
105500 - Absentee Reporting	1077	78	7.24	22	41												
105500 - Early Vote Reporting	1077	542	50.32	244	239												

102-1052

WASHOE COUNTY Statement of Vote
GENERAL ELECTION

NONPARTISAN DST CRT JUDGE, DEPT 9

100020		Registration	Ballots Cast	Turnout (%)	Dunlap, Cal	Freeman, Scott N.											
105600	1056	974	207	21.25	106	79											
	- Absentee Reporting	974	71	7.29	25	28											
	- Early Vote Reporting	974	502	51.54	243	211											
105700	1057	1282	295	23.01	147	110											
	- Absentee Reporting	1282	82	6.40	29	35											
	- Early Vote Reporting	1282	582	45.40	239	254											
105800	1058	2	0	0.00	0	0											
	- Absentee Reporting	2	2	100.00	*****												
	- Early Vote Reporting	2	0	0.00	0	0											
105900	1059	0	0	0.00	0	0											
	- Absentee Reporting	0	0	0.00	0	0											
	- Early Vote Reporting	0	0	0.00	0	0											
106100	1061	0	0	0.00	0	0											
	- Absentee Reporting	0	0	0.00	0	0											
	- Early Vote Reporting	0	0	0.00	0	0											
200000	2000	407	89	21.87	45	34											
	- Absentee Reporting	407	28	6.88	12	11											
	- Early Vote Reporting	407	231	56.76	95	121											
200200	2002	0	0	0.00	0	0											
	- Absentee Reporting	0	0	0.00	0	0											
	- Early Vote Reporting	0	0	0.00	0	0											
200400	2004	877	138	15.74	63	53											
	- Absentee Reporting	877	59	6.73	17	31											
	- Early Vote Reporting	877	311	35.46	108	142											
200600	2006	909	231	25.41	92	121											
	- Absentee Reporting	909	106	11.66	41	47											
	- Early Vote Reporting	909	456	50.17	197	235											
200700	2007	72	9	12.50	*****												
	- Absentee Reporting	72	5	6.94	*****												
	- Early Vote Reporting	72	32	44.44	8	21											
200900	2009	335	42	12.54	20	19											
	- Absentee Reporting	335	23	6.87	9	9											
	- Early Vote Reporting	335	117	34.93	46	54											
201000	2010	228	94	41.23	40	37											
	- Absentee Reporting	228	34	14.91	10	13											
	- Early Vote Reporting	228	39	17.11	15	23											
201300	2013	376	72	19.15	21	47											
	- Absentee Reporting	376	53	14.10	19	23											
	- Early Vote Reporting	376	187	49.73	85	89											
201600	2016	462	124	26.84	54	60											
	- Absentee Reporting	462	74	16.02	26	32											
	- Early Vote Reporting	462	200	43.29	93	91											
201700	2017	728	131	17.99	47	63											
	- Absentee Reporting	728	80	10.99	23	40											
	- Early Vote Reporting	728	321	44.09	119	165											
201800	2018	1262	253	20.05	117	103											
	- Absentee Reporting	1262	78	6.18	27	30											
	- Early Vote Reporting	1262	638	50.55	261	309											
201900	2019	404	92	22.77	31	46											
	- Absentee Reporting	404	43	10.64	7	20											
	- Early Vote Reporting	404	217	53.71	78	110											
202000	2020	427	78	18.27	36	29											
	- Absentee Reporting	427	22	5.15	13	4											
	- Early Vote Reporting	427	158	37.00	67	68											
202100	2021	596	108	18.12	47	50											
	- Absentee Reporting	596	57	9.56	14	24											
	- Early Vote Reporting	596	329	55.20	135	165											
202200	2022	553	84	15.19	39	39											
	- Absentee Reporting	553	56	10.13	14	27											
	- Early Vote Reporting	553	320	57.87	127	172											

Insufficient Turnout to Protect Voter Privacy *****

Insufficient Turnout to Protect Voter Privacy *****
Insufficient Turnout to Protect Voter Privacy *****

1001-P

November 6, 2012

GENERAL ELECTION

100020	NONPARTISAN DST CRT JUDGE, DEPT 9													
	Registration	Ballots Cast	Turnout (%)		Dunlap, Cal	Freeman, Scott N.								
202300 2023	1059	242	22.85		99	115								
202300 - Absentee Reporting	1059	53	5.00		18	23								
202300 - Early Vote Reporting	1059	454	42.87		181	196								
202500 2025	479	66	13.78		29	29								
202500 - Absentee Reporting	479	74	15.45		23	33								
202500 - Early Vote Reporting	479	269	56.16		130	119								
202600 2026	330	82	24.85		43	22								
202600 - Absentee Reporting	330	26	7.88		9	11								
202600 - Early Vote Reporting	330	151	45.76		53	73								
202700 2027	550	91	16.55		33	49								
202700 - Absentee Reporting	550	74	13.45		15	45								
202700 - Early Vote Reporting	550	313	56.91		108	175								
202800 2028	822	163	19.83		73	73								
202800 - Absentee Reporting	822	109	13.26		31	50								
202800 - Early Vote Reporting	822	438	53.28		170	225								
202900 2029	646	111	17.18		52	44								
202900 - Absentee Reporting	646	76	11.76		23	42								
202900 - Early Vote Reporting	646	326	50.46		130	158								
203000 2030	576	124	21.53		51	58								
203000 - Absentee Reporting	576	52	9.03		22	23								
203000 - Early Vote Reporting	576	302	52.43		133	143								
203100 2031	1015	178	17.54		58	88								
203100 - Absentee Reporting	1015	138	13.60		45	64								
203100 - Early Vote Reporting	1015	562	55.37		235	270								
203200 2032	933	248	26.58		86	120								
203200 - Absentee Reporting	933	45	4.82		19	16								
203200 - Early Vote Reporting	933	342	36.66		120	168								
203300 2033	848	161	18.99		61	76								
203300 - Absentee Reporting	848	61	7.19		28	18								
203300 - Early Vote Reporting	848	489	57.67		179	260								
203400 2034	479	70	14.61		30	35								
203400 - Absentee Reporting	479	60	12.53		24	29								
203400 - Early Vote Reporting	479	286	59.71		104	160								
203500 2035	797	145	18.19		49	74								
203500 - Absentee Reporting	797	108	13.55		32	52								
203500 - Early Vote Reporting	797	403	50.56		141	199								
203600 2036	905	163	18.01		67	74								
203600 - Absentee Reporting	905	100	11.05		38	45								
203600 - Early Vote Reporting	905	490	54.14		176	260								
203700 2037	295	46	15.59		12	28								
203700 - Absentee Reporting	295	51	17.29		15	26								
203700 - Early Vote Reporting	295	166	56.27		67	86								
203900 2039	622	133	21.38		54	56								
203900 - Absentee Reporting	622	51	8.20		20	21								
203900 - Early Vote Reporting	622	223	35.85		93	91								
204000 2040	473	76	16.07		32	38								
204000 - Absentee Reporting	473	49	10.36		20	24								
204000 - Early Vote Reporting	473	253	53.49		121	103								
204100 2041	718	193	26.88		82	89								
204100 - Absentee Reporting	718	53	7.38		15	24								
204100 - Early Vote Reporting	718	349	48.61		149	176								
204200 2042	1173	285	24.30		125	125								
204200 - Absentee Reporting	1173	58	4.94		17	31								
204200 - Early Vote Reporting	1173	580	49.45		247	271								
204300 2043	2	0	0.00		0	0								
204300 - Absentee Reporting	2	0	0.00		0	0								
204300 - Early Vote Reporting	2	1	50.00		*****	*****								
204400 2044	13	5	38.46		*****	*****								
204400 - Absentee Reporting	13	2	15.38		*****	*****								
204400 - Early Vote Reporting	13	2	15.38		*****	*****								

1A-1057

 Insufficient Turnout to Protect Voter Privacy

 Insufficient Turnout to Protect Voter Privacy

 Insufficient Turnout to Protect Voter Privacy

 Insufficient Turnout to Protect Voter Privacy

WASHOE COUNTY Statement of Vote
GENERAL ELECTION

100020		NONPARTISAN DST CRT JUDGE, DEPT 9												
	Registration	Ballots Cast	Turnout (%)		Dunlap, Cal	Freeman, Scott N.								
204500 2045	0	0	0.00		0	0								
204500 - Absentee Reporting	0	0	0.00		0	0								
204500 - Early Vote Reporting	0	0	0.00		0	0								
204600 2046	3	3	100.00		*****	*****								
204600 - Absentee Reporting	3	0	0.00		0	0								
204600 - Early Vote Reporting	3	0	0.00		0	0								
204700 2047	1242	325	26.17		130	153								
204700 - Absentee Reporting	1242	68	5.48		25	28								
204700 - Early Vote Reporting	1242	663	53.38		259	322								
204800 2048	0	0	0.00		0	0								
204800 - Absentee Reporting	0	0	0.00		0	0								
204800 - Early Vote Reporting	0	0	0.00		0	0								
204900 2049	832	149	17.91		66	68								
204900 - Absentee Reporting	832	71	8.53		16	38								
204900 - Early Vote Reporting	832	356	42.79		142	164								
205000 2050	588	129	21.94		53	66								
205000 - Absentee Reporting	588	79	13.44		19	37								
205000 - Early Vote Reporting	588	309	52.55		109	176								
205100 2051	0	0	0.00		0	0								
205100 - Absentee Reporting	0	0	0.00		0	0								
205100 - Early Vote Reporting	0	0	0.00		0	0								
205300 2053	0	0	0.00		0	0								
205300 - Absentee Reporting	0	0	0.00		0	0								
205300 - Early Vote Reporting	0	0	0.00		0	0								
205400 2054	0	0	0.00		0	0								
205400 - Absentee Reporting	0	0	0.00		0	0								
205400 - Early Vote Reporting	0	0	0.00		0	0								
205500 2055	953	241	25.29		99	108								
205500 - Absentee Reporting	953	61	6.40		16	32								
205500 - Early Vote Reporting	953	519	54.46		183	265								
205700 2057	1	0	0.00		0	0								
205700 - Absentee Reporting	1	0	0.00		0	0								
205700 - Early Vote Reporting	1	0	0.00		0	0								
205800 2058	1446	405	28.01		162	180								
205800 - Absentee Reporting	1446	116	8.02		34	43								
205800 - Early Vote Reporting	1446	699	48.34		260	339								
205900 2059	225	46	20.44		16	25								
205900 - Absentee Reporting	225	25	11.11		6	13								
205900 - Early Vote Reporting	225	119	52.89		44	59								
206000 2060	0	0	0.00		0	0								
206000 - Absentee Reporting	0	0	0.00		0	0								
206000 - Early Vote Reporting	0	0	0.00		0	0								
206100 2061	0	0	0.00		0	0								
206100 - Absentee Reporting	0	0	0.00		0	0								
206100 - Early Vote Reporting	0	0	0.00		0	0								
206200 2062	0	0	0.00		0	0								
206200 - Absentee Reporting	0	0	0.00		0	0								
206200 - Early Vote Reporting	0	0	0.00		0	0								
206300 2063	4	0	0.00		0	0								
206300 - Absentee Reporting	4	1	25.00		*****	*****								
206300 - Early Vote Reporting	4	3	75.00		*****	*****								
206400 2064	0	0	0.00		0	0								
206400 - Absentee Reporting	0	0	0.00		0	0								
206400 - Early Vote Reporting	0	0	0.00		0	0								
206500 2065	4	3	75.00		*****	*****								
206500 - Absentee Reporting	4	0	0.00		0	0								
206500 - Early Vote Reporting	4	0	0.00		0	0								
206600 2066	0	0	0.00		0	0								
206600 - Absentee Reporting	0	0	0.00		0	0								
206600 - Early Vote Reporting	0	0	0.00		0	0								

Insufficient Turnout to Protect Voter Privacy

Insufficient Turnout to Protect Voter Privacy
Insufficient Turnout to Protect Voter Privacy

Insufficient Turnout to Protect Voter Privacy

1X-1024

WASHOE COUNTY Statement of Vote
GENERAL ELECTION

NONPARTISAN DST CRT JUDGE, DEPT 9

100020		Registration	Ballots Cast	Turnout (%)	Dunlap, Cal	Freeman, Scott N.									
206700	2067	0	0	0.00	0	0									
	206700 - Absentee Reporting	0	0	0.00	0	0									
	206700 - Early Vote Reporting	0	0	0.00	0	0									
206800	2068	6	3	50.00	*****	*****									
	206800 - Absentee Reporting	6	1	16.67	*****	*****									
	206800 - Early Vote Reporting	6	1	16.67	*****	*****									
206900	2069	2	2	100.00	*****	*****									
	206900 - Absentee Reporting	2	0	0.00	0	0									
	206900 - Early Vote Reporting	2	0	0.00	0	0									
207000	2070	0	0	0.00	0	0									
	207000 - Absentee Reporting	0	0	0.00	0	0									
	207000 - Early Vote Reporting	0	0	0.00	0	0									
207200	2072	3	0	0.00	0	0									
	207200 - Absentee Reporting	3	0	0.00	0	0									
	207200 - Early Vote Reporting	3	3	100.00	*****	*****									
207300	2073	2	0	0.00	0	0									
	207300 - Absentee Reporting	2	1	50.00	*****	*****									
	207300 - Early Vote Reporting	2	1	50.00	*****	*****									
207400	2074	0	0	0.00	0	0									
	207400 - Absentee Reporting	0	0	0.00	0	0									
	207400 - Early Vote Reporting	0	0	0.00	0	0									
207500	2075	28	7	25.00	*****	*****									
	207500 - Absentee Reporting	28	0	0.00	0	0									
	207500 - Early Vote Reporting	28	19	67.86	6	12									
207600	2076	2	0	0.00	0	0									
	207600 - Absentee Reporting	2	2	100.00	*****	*****									
	207600 - Early Vote Reporting	2	0	0.00	0	0									
207700	2077	2	1	50.00	*****	*****									
	207700 - Absentee Reporting	2	0	0.00	0	0									
	207700 - Early Vote Reporting	2	1	50.00	*****	*****									
207800	2078	0	0	0.00	0	0									
	207800 - Absentee Reporting	0	0	0.00	0	0									
	207800 - Early Vote Reporting	0	0	0.00	0	0									
207900	2079	2	0	0.00	0	0									
	207900 - Absentee Reporting	2	0	0.00	0	0									
	207900 - Early Vote Reporting	2	2	100.00	*****	*****									
208000	2080	962	212	22.04	87	85									
	208000 - Absentee Reporting	962	90	9.36	30	37									
	208000 - Early Vote Reporting	962	434	45.11	178	186									
300100	3001	546	88	16.12	41	31									
	300100 - Absentee Reporting	546	55	10.07	28	15									
	300100 - Early Vote Reporting	546	184	33.70	63	89									
300200	3002	12	1	8.33	*****	*****									
	300200 - Absentee Reporting	12	3	25.00	*****	*****									
	300200 - Early Vote Reporting	12	5	41.67	*****	*****									
300300	3003	3	0	0.00	0	0									
	300300 - Absentee Reporting	3	3	100.00	*****	*****									
	300300 - Early Vote Reporting	3	0	0.00	0	0									
300400	3004	608	182	29.93	83	84									
	300400 - Absentee Reporting	608	50	8.22	20	17									
	300400 - Early Vote Reporting	608	235	38.65	99	108									
300500	3005	85	15	17.65	5	6									
	300500 - Absentee Reporting	85	7	8.24	*****	*****									
	300500 - Early Vote Reporting	85	23	27.06	6	13									
300600	3006	66	6	9.09	*****	*****									
	300600 - Absentee Reporting	66	12	18.18	5	6									
	300600 - Early Vote Reporting	66	37	56.06	13	15									
300700	3007	1087	237	21.80	101	92									
	300700 - Absentee Reporting	1087	67	6.16	25	29									
	300700 - Early Vote Reporting	1087	477	43.88	178	217									

18-1052

WASHOE COUNTY Statement of Vote
GENERAL ELECTION

NONPARTISAN DST CRT JUDGE, DEPT 9

100020	Registration	Ballots Cast	Turnout (%)	Dunlap, Cal	Freeman, Scott N.													
300800 3008	584	95	16.27	36	45													
300800 - Absentee Reporting	584	46	7.88	17	26													
300800 - Early Vote Reporting	584	197	33.73	73	100													
300900 3009	1308	267	20.41	119	99													
300900 - Absentee Reporting	1308	96	7.34	34	44													
300900 - Early Vote Reporting	1308	459	35.09	189	190													
301000 3010	1181	232	19.64	98	106													
301000 - Absentee Reporting	1181	90	7.62	36	37													
301000 - Early Vote Reporting	1181	466	39.46	200	202													
301100 3011	369	67	18.16	29	27													
301100 - Absentee Reporting	369	26	7.05	11	9													
301100 - Early Vote Reporting	369	116	31.44	47	46													
301200 3012	1026	209	20.37	85	90													
301200 - Absentee Reporting	1026	61	5.95	19	35													
301200 - Early Vote Reporting	1026	384	37.43	163	172													
301300 3013	7	0	0.00	0	0													
301300 - Absentee Reporting	7	3	42.86	*****	*****	Insufficient Turnout to Protect Voter Privacy												*****
301300 - Early Vote Reporting	7	2	28.57	*****	*****	Insufficient Turnout to Protect Voter Privacy												*****
301400 3014	83	18	21.69	9	8													
301400 - Absentee Reporting	83	8	9.64	*****	*****	Insufficient Turnout to Protect Voter Privacy												*****
301400 - Early Vote Reporting	83	35	42.17	15	18													
301500 3015	53	6	11.32	*****	*****	Insufficient Turnout to Protect Voter Privacy												*****
301500 - Absentee Reporting	53	0	0.00	0	0													
301500 - Early Vote Reporting	53	8	15.09	*****	*****	Insufficient Turnout to Protect Voter Privacy												*****
301600 3016	1155	307	26.58	137	135													
301600 - Absentee Reporting	1155	74	6.41	35	29													
301600 - Early Vote Reporting	1155	460	39.83	183	215													
301700 3017	1005	221	21.99	91	108													
301700 - Absentee Reporting	1005	92	9.15	24	58													
301700 - Early Vote Reporting	1005	402	40.00	170	166													
301800 3018	1000	211	21.10	82	108													
301800 - Absentee Reporting	1000	47	4.70	19	22													
301800 - Early Vote Reporting	1000	415	41.50	180	183													
301900 3019	713	111	15.57	38	52													
301900 - Absentee Reporting	713	40	5.61	12	19													
301900 - Early Vote Reporting	713	313	43.90	126	132													
302000 3020	582	106	18.21	50	37													
302000 - Absentee Reporting	582	28	4.81	10	8													
302000 - Early Vote Reporting	582	240	41.24	96	113													
302100 3021	14	3	21.43	*****	*****	Insufficient Turnout to Protect Voter Privacy												*****
302100 - Absentee Reporting	14	2	14.29	*****	*****	Insufficient Turnout to Protect Voter Privacy												*****
302100 - Early Vote Reporting	14	7	50.00	*****	*****	Insufficient Turnout to Protect Voter Privacy												*****
302200 3022	979	222	22.68	103	90													
302200 - Absentee Reporting	979	56	5.72	17	30													
302200 - Early Vote Reporting	979	486	49.64	193	247													
302300 3023	441	130	29.48	55	59													
302300 - Absentee Reporting	441	26	5.90	12	11													
302300 - Early Vote Reporting	441	141	31.97	56	68													
302400 3024	1105	172	15.57	83	71													
302400 - Absentee Reporting	1105	64	5.79	30	21													
302400 - Early Vote Reporting	1105	636	57.56	249	327													
302500 3025	5	0	0.00	0	0													
302500 - Absentee Reporting	5	0	0.00	0	0													
302500 - Early Vote Reporting	5	5	100.00	*****	*****	Insufficient Turnout to Protect Voter Privacy												*****
302600 3026	1303	205	15.73	84	86													
302600 - Absentee Reporting	1303	134	10.28	50	58													
302600 - Early Vote Reporting	1303	661	50.73	263	323													
302700 3027	12	3	25.00	*****	*****	Insufficient Turnout to Protect Voter Privacy												*****
302700 - Absentee Reporting	12	2	16.67	*****	*****	Insufficient Turnout to Protect Voter Privacy												*****
302700 - Early Vote Reporting	12	5	41.67	*****	*****	Insufficient Turnout to Protect Voter Privacy												*****

101057

WASHOE COUNTY Statement of Vote
GENERAL ELECTION

NONPARTISAN DST CRT JUDGE, DEPT 9													
100020													
	Registration	Ballots Cast	Turnout (%)	Dunlap, Cal	Freeman, Scott W.								
302800 3028	298	82	27.52	38	34								
302800 - Absentee Reporting	298	8	2.68	*****									Insufficient Turnout to Protect Voter Privacy *****
302800 - Early Vote Reporting	298	119	39.93	38	63								
302900 3029	339	38	11.21	19	16								
302900 - Absentee Reporting	339	25	7.37	10	12								
302900 - Early Vote Reporting	339	204	60.18	100	86								
303000 3030	577	116	20.10	60	46								
303000 - Absentee Reporting	577	47	8.15	16	21								
303000 - Early Vote Reporting	577	294	50.95	124	150								
303100 3031	583	89	15.27	32	48								
303100 - Absentee Reporting	583	14	2.40	4	6								
303100 - Early Vote Reporting	583	262	44.94	110	126								
303200 3032	706	103	14.59	46	43								
303200 - Absentee Reporting	706	61	8.64	28	17								
303200 - Early Vote Reporting	706	427	60.48	176	214								
303300 3033	188	33	17.55	15	17								
303300 - Absentee Reporting	188	8	4.26	*****									Insufficient Turnout to Protect Voter Privacy *****
303300 - Early Vote Reporting	188	73	38.83	31	36								
303400 3034	0	0	0.00	0	0								
303400 - Absentee Reporting	0	0	0.00	0	0								
303400 - Early Vote Reporting	0	1	0.00	*****									Insufficient Turnout to Protect Voter Privacy *****
303500 3035	0	0	0.00	0	0								
303500 - Absentee Reporting	0	0	0.00	0	0								
303500 - Early Vote Reporting	0	0	0.00	0	0								
303600 3036	246	58	23.58	32	22								
303600 - Absentee Reporting	246	13	5.28	6	3								
303600 - Early Vote Reporting	246	84	34.15	35	35								
303800 3038	472	163	34.53	76	68								
303800 - Absentee Reporting	472	21	4.45	9	8								
303800 - Early Vote Reporting	472	212	44.92	89	104								
303900 3039	2	0	0.00	0	0								
303900 - Absentee Reporting	2	0	0.00	0	0								
303900 - Early Vote Reporting	2	2	100.00	*****									Insufficient Turnout to Protect Voter Privacy *****
304000 3040	482	88	18.26	34	44								
304000 - Absentee Reporting	482	27	5.60	5	20								
304000 - Early Vote Reporting	482	183	37.97	66	83								
400000 4000	788	162	20.56	69	74								
400000 - Absentee Reporting	788	37	4.70	19	13								
400000 - Early Vote Reporting	788	284	36.04	124	129								
400300 4003	834	195	23.38	88	87								
400300 - Absentee Reporting	834	78	9.35	27	43								
400300 - Early Vote Reporting	834	353	42.33	153	166								
400500 4005	536	112	20.90	50	48								
400500 - Absentee Reporting	536	41	7.65	14	20								
400500 - Early Vote Reporting	536	177	33.02	76	86								
400700 4007	16	4	25.00	*****									Insufficient Turnout to Protect Voter Privacy *****
400700 - Absentee Reporting	16	1	6.25	*****									Insufficient Turnout to Protect Voter Privacy *****
400700 - Early Vote Reporting	16	3	18.75	*****									Insufficient Turnout to Protect Voter Privacy *****
400800 4008	0	0	0.00	0	0								
400800 - Absentee Reporting	0	0	0.00	0	0								
400800 - Early Vote Reporting	0	0	0.00	0	0								
400900 4009	459	127	27.67	51	63								
400900 - Absentee Reporting	459	51	11.11	10	33								
400900 - Early Vote Reporting	459	163	35.51	79	71								
401200 4012	814	211	25.92	85	95								
401200 - Absentee Reporting	814	43	5.28	8	28								
401200 - Early Vote Reporting	814	286	35.14	119	122								
401400 4014	1055	201	19.05	93	87								
401400 - Absentee Reporting	1055	77	7.30	28	31								
401400 - Early Vote Reporting	1055	493	46.73	233	208								

EX-1031

WASHOE COUNTY Statement of Vote
GENERAL ELECTION

NONPARTISAN DST CRT JUDGE, DEPT 9

100020	Registration	Ballots Cast	Turnout (%)	Dunlap, Cal	Freeman, Scott.N.										
401500 4015	0	0	0.00	0	0										
401500 - Absentee Reporting	0	0	0.00	0	0										
401500 - Early Vote Reporting	0	0	0.00	0	0										
401600 4016	1209	291	24.07	117	122										
401600 - Absentee Reporting	1209	74	6.12	28	34										
401600 - Early Vote Reporting	1209	461	38.13	195	203										
401700 4017	1019	286	28.07	120	145										
401700 - Absentee Reporting	1019	47	4.61	13	25										
401700 - Early Vote Reporting	1019	355	34.84	165	161										
401800 4018	0	0	0.00	0	0										
401800 - Absentee Reporting	0	0	0.00	0	0										
401800 - Early Vote Reporting	0	0	0.00	0	0										
401900 4019	874	237	27.12	107	107										
401900 - Absentee Reporting	874	44	5.03	14	24										
401900 - Early Vote Reporting	874	283	32.38	100	141										
402000 4020	333	91	27.33	43	32										
402000 - Absentee Reporting	333	17	5.11	5	9										
402000 - Early Vote Reporting	333	116	34.83	43	55										
402100 4021	202	55	27.23	28	18										
402100 - Absentee Reporting	202	18	8.91	3	10										
402100 - Early Vote Reporting	202	90	44.55	36	41										
402200 4022	90	10	11.11	1	7										
402200 - Absentee Reporting	90	12	13.33	4	6										
402200 - Early Vote Reporting	90	51	56.67	27	18										
402300 4023	605	116	19.17	55	49										
402300 - Absentee Reporting	605	56	9.26	24	24										
402300 - Early Vote Reporting	605	271	44.79	116	128										
402400 4024	479	127	26.51	61	54										
402400 - Absentee Reporting	479	26	5.43	13	12										
402400 - Early Vote Reporting	479	177	36.95	74	81										
402500 4025	732	181	24.73	75	83										
402500 - Absentee Reporting	732	67	9.15	25	34										
402500 - Early Vote Reporting	732	280	38.25	111	143										
402600 4026	4	0	0.00	0	0										
402600 - Absentee Reporting	4	4	100.00	*****	*****										
402600 - Early Vote Reporting	4	1	25.00	*****	*****										
402800 4028	0	0	0.00	0	0										
402800 - Absentee Reporting	0	0	0.00	0	0										
402800 - Early Vote Reporting	0	0	0.00	0	0										
402900 4029	0	0	0.00	0	0										
402900 - Absentee Reporting	0	0	0.00	0	0										
402900 - Early Vote Reporting	0	0	0.00	0	0										
403200 4032	1155	326	28.23	136	146										
403200 - Absentee Reporting	1155	96	8.31	34	45										
403200 - Early Vote Reporting	1155	505	43.72	221	231										
403300 4033	1101	260	23.61	115	110										
403300 - Absentee Reporting	1101	96	8.72	37	35										
403300 - Early Vote Reporting	1101	544	49.41	239	251										
403500 4035	1381	375	27.15	166	173										
403500 - Absentee Reporting	1381	79	5.72	23	33										
403500 - Early Vote Reporting	1381	559	40.48	254	238										
403600 4036	705	172	24.40	77	77										
403600 - Absentee Reporting	705	40	5.67	11	21										
403600 - Early Vote Reporting	705	308	43.69	134	144										
403700 4037	1006	269	26.74	118	113										
403700 - Absentee Reporting	1006	68	6.76	24	30										
403700 - Early Vote Reporting	1006	418	41.55	180	198										
403800 4038	553	150	27.12	63	68										
403800 - Absentee Reporting	553	61	11.03	23	35										
403800 - Early Vote Reporting	553	217	39.24	81	101										

Insufficient Turnout to Protect Voter Privacy
Insufficient Turnout to Protect Voter Privacy

10102

WASHOE COUNTY Statement of Vote
GENERAL ELECTION

NONPARTISAN DST CRT JUDGE, DEPT 9

100020	Registration	Ballots Cast	Turnout (%)	Dunlap, Cal	Freeman, Scott N.										
403900 4039	1231	337	27.38	151	132										
403900 - Absentee Reporting	1231	83	6.74	28	40										
403900 - Early Vote Reporting	1231	509	41.35	218	238										
404000 4040	1	0	0.00	0	0										
404000 - Absentee Reporting	1	0	0.00	0	0										
404000 - Early Vote Reporting	1	0	0.00	0	0										
404100 4041	1284	382	29.75	168	170										
404100 - Absentee Reporting	1284	64	4.98	30	23										
404100 - Early Vote Reporting	1284	455	35.44	212	193										
404200 4042	0	0	0.00	0	0										
404200 - Absentee Reporting	0	0	0.00	0	0										
404200 - Early Vote Reporting	0	0	0.00	0	0										
404300 4043	41	11	26.83	8	3										
404300 - Absentee Reporting	41	2	4.88	*****	*****										
404300 - Early Vote Reporting	41	22	53.66	13	7										
404500 4045	729	179	24.55	73	83										
404500 - Absentee Reporting	729	22	3.02	5	15										
404500 - Early Vote Reporting	729	243	33.33	88	129										
404600 4046	77	13	16.88	2	9										
404600 - Absentee Reporting	77	3	3.90	*****	*****										
404600 - Early Vote Reporting	77	25	32.47	8	16										
404700 4047	63	24	38.10	12	10										
404700 - Absentee Reporting	63	5	7.94	*****	*****										
404700 - Early Vote Reporting	63	25	39.68	12	13										
405000 4050	0	0	0.00	0	0										
405000 - Absentee Reporting	0	0	0.00	0	0										
405000 - Early Vote Reporting	0	0	0.00	0	0										
405100 4051	0	0	0.00	0	0										
405100 - Absentee Reporting	0	0	0.00	0	0										
405100 - Early Vote Reporting	0	0	0.00	0	0										
405200 4052	0	0	0.00	0	0										
405200 - Absentee Reporting	0	0	0.00	0	0										
405200 - Early Vote Reporting	0	0	0.00	0	0										
405300 4053	1373	309	22.51	129	125										
405300 - Absentee Reporting	1373	46	3.35	14	25										
405300 - Early Vote Reporting	1373	473	34.45	191	221										
500000 5000	720	200	27.78	99	87										
500000 - Absentee Reporting	720	53	7.36	21	21										
500000 - Early Vote Reporting	720	306	42.50	133	142										
500300 5003	54	15	27.78	12	1										
500300 - Absentee Reporting	54	6	11.11	*****	*****										
500300 - Early Vote Reporting	54	19	35.19	8	10										
500500 5005	1335	155	11.61	69	55										
500500 - Absentee Reporting	1335	94	7.04	27	50										
500500 - Early Vote Reporting	1335	288	21.57	134	112										
500600 5006	1197	351	29.32	157	158										
500600 - Absentee Reporting	1197	82	6.85	28	41										
500600 - Early Vote Reporting	1197	559	46.70	235	273										
500700 5007	75	15	20.00	4	9										
500700 - Absentee Reporting	75	11	14.67	1	5										
500700 - Early Vote Reporting	75	36	48.00	16	12										
500800 5008	681	164	24.08	71	75										
500800 - Absentee Reporting	681	51	7.49	18	20										
500800 - Early Vote Reporting	681	256	37.59	131	103										
500900 5009	705	184	26.10	89	67										
500900 - Absentee Reporting	705	33	4.68	10	15										
500900 - Early Vote Reporting	705	284	40.28	119	116										
501000 5010	1237	345	27.89	162	106										
501000 - Absentee Reporting	1237	47	3.80	9	21										
501000 - Early Vote Reporting	1237	435	35.17	187	167										

7001-81

WASHOE COUNTY Statement of Vote
GENERAL ELECTION

100020		NONPARTISAN DST CRT JUDGE, DEPT 9												
		Registration	Ballots Cast	Turnout (%)		Dunlap, Cal	Freeman, Scott N.							
501100	5011	870	191	21.95		86	75							
501100	- Absentee Reporting	870	70	8.05		22	34							
501100	- Early Vote Reporting	870	461	52.99		205	206							
501200	5012	470	106	22.55		45	52							
501200	- Absentee Reporting	470	35	7.45		16	13							
501200	- Early Vote Reporting	470	222	47.23		112	79							
501400	5014	774	139	17.96		56	69							
501400	- Absentee Reporting	774	58	7.49		17	30							
501400	- Early Vote Reporting	774	448	57.88		207	201							
501500	5015	0	0	0.00		0	0							
501500	- Absentee Reporting	0	0	0.00		0	0							
501500	- Early Vote Reporting	0	0	0.00		0	0							
501600	5016	1150	282	24.52		115	143							
501600	- Absentee Reporting	1150	113	9.83		44	52							
501600	- Early Vote Reporting	1150	480	41.74		196	241							
501800	5018	1015	244	24.04		103	111							
501800	- Absentee Reporting	1015	81	7.98		37	33							
501800	- Early Vote Reporting	1015	473	46.60		217	206							
502000	5020	306	48	15.69		18	19							
502000	- Absentee Reporting	306	36	11.76		13	13							
502000	- Early Vote Reporting	306	85	27.78		41	30							
502200	5022	958	273	28.50		107	141							
502200	- Absentee Reporting	958	62	6.47		23	26							
502200	- Early Vote Reporting	958	429	44.78		212	176							
502300	5023	0	0	0.00		0	0							
502300	- Absentee Reporting	0	0	0.00		0	0							
502300	- Early Vote Reporting	0	0	0.00		0	0							
502400	5024	1198	366	30.55		172	155							
502400	- Absentee Reporting	1198	91	7.60		32	41							
502400	- Early Vote Reporting	1198	452	37.73		189	219							
502600	5026	1117	252	22.56		118	109							
502600	- Absentee Reporting	1117	129	11.55		35	68							
502600	- Early Vote Reporting	1117	463	41.45		191	224							
502700	5027	1632	347	21.26		139	124							
502700	- Absentee Reporting	1632	35	2.14		5	18							
502700	- Early Vote Reporting	1632	626	38.36		274	223							
503000	5030	1260	290	23.02		119	133							
503000	- Absentee Reporting	1260	82	6.51		26	37							
503000	- Early Vote Reporting	1260	644	51.11		287	275							
503100	5031	12	2	16.67		*****	*****							
503100	- Absentee Reporting	12	0	0.00		0	0							
503100	- Early Vote Reporting	12	9	75.00		*****	*****							
503200	5032	445	93	20.90		46	36							
503200	- Absentee Reporting	445	27	6.07		9	10							
503200	- Early Vote Reporting	445	236	53.03		99	110							
503300	5033	816	219	26.84		94	107							
503300	- Absentee Reporting	816	60	7.35		18	33							
503300	- Early Vote Reporting	816	368	45.10		159	177							
503400	5034	866	186	21.48		92	75							
503400	- Absentee Reporting	866	74	8.55		24	36							
503400	- Early Vote Reporting	866	423	48.85		192	180							
503500	5035	1272	259	20.36		126	95							
503500	- Absentee Reporting	1272	100	7.86		24	51							
503500	- Early Vote Reporting	1272	606	47.64		245	284							
503600	5036	1287	270	20.98		134	103							
503600	- Absentee Reporting	1287	90	6.99		45	35							
503600	- Early Vote Reporting	1287	679	52.76		306	307							
503900	5039	45	15	33.33		7	5							
503900	- Absentee Reporting	45	5	11.11		*****	*****							
503900	- Early Vote Reporting	45	15	33.33		6	8							

10-10-52

Insufficient Turnout to Protect Voter Privacy *****

Insufficient Turnout to Protect Voter Privacy *****

Insufficient Turnout to Protect Voter Privacy *****

WASHOE COUNTY Statement of Vote
GENERAL ELECTION

NONPARTISAN DST CRT JUDGE, DEPT 9													
100020													
	Registration	Ballots Cast	Turnout (%)		Dunlap, Cal	Freeman, Scott.N.							
504000 5040	673	133	19.76		72	38							
504000 - Absentee Reporting	673	50	7.43		25	14							
504000 - Early Vote Reporting	673	387	57.50		177	159							
504100 5041	643	147	22.86		71	58							
504100 - Absentee Reporting	643	57	8.86		23	21							
504100 - Early Vote Reporting	643	333	51.79		145	139							
504500 5045	1356	297	21.90		124	137							
504500 - Absentee Reporting	1356	137	10.10		47	64							
504500 - Early Vote Reporting	1356	755	55.68		286	343							
504600 5046	1423	244	17.15		112	93							
504600 - Absentee Reporting	1423	249	17.50		88	100							
504600 - Early Vote Reporting	1423	829	58.26		373	363							
504700 5047	0	0	0.00		0	0							
504700 - Absentee Reporting	0	0	0.00		0	0							
504700 - Early Vote Reporting	0	0	0.00		0	0							
504800 5048	6	0	0.00		0	0							
504800 - Absentee Reporting	6	2	33.33		*****								
504800 - Early Vote Reporting	6	0	0.00		0	0							
504900 5049	0	0	0.00		0	0							
504900 - Absentee Reporting	0	0	0.00		0	0							
504900 - Early Vote Reporting	0	0	0.00		0	0							
505000 5050	0	0	0.00		0	0							
505000 - Absentee Reporting	0	0	0.00		0	0							
505000 - Early Vote Reporting	0	0	0.00		0	0							
505100 5051	0	0	0.00		0	0							
505100 - Absentee Reporting	0	0	0.00		0	0							
505100 - Early Vote Reporting	0	0	0.00		0	0							
505200 5052	0	0	0.00		0	0							
505200 - Absentee Reporting	0	0	0.00		0	0							
505200 - Early Vote Reporting	0	0	0.00		0	0							
505300 5053	20	2	10.00		*****								
505300 - Absentee Reporting	20	2	10.00		*****								
505300 - Early Vote Reporting	20	6	30.00		*****								
505400 5054	4	0	0.00		0	0							
505400 - Absentee Reporting	4	3	75.00		*****								
505400 - Early Vote Reporting	4	1	25.00		*****								
505600 5056	932	169	18.13		68	70							
505600 - Absentee Reporting	932	112	12.02		40	43							
505600 - Early Vote Reporting	932	357	38.30		158	151							
505800 5058	0	0	0.00		0	0							
505800 - Absentee Reporting	0	0	0.00		0	0							
505800 - Early Vote Reporting	0	0	0.00		0	0							
506100 5061	0	0	0.00		0	0							
506100 - Absentee Reporting	0	0	0.00		0	0							
506100 - Early Vote Reporting	0	1	0.00		*****								
506200 5062	1262	285	22.58		148	104							
506200 - Absentee Reporting	1262	114	9.03		40	50							
506200 - Early Vote Reporting	1262	609	48.26		283	267							
506300 5063	298	44	14.77		16	19							
506300 - Absentee Reporting	298	10	3.36		3	5							
506300 - Early Vote Reporting	298	95	31.88		42	40							
506400 5064	618	129	20.87		67	44							
506400 - Absentee Reporting	618	17	2.75		8	5							
506400 - Early Vote Reporting	618	199	32.20		98	70							
610000 6100	686	152	22.16		66	72							
610000 - Absentee Reporting	686	59	8.60		24	24							
610000 - Early Vote Reporting	686	269	39.21		117	127							
610100 6101	214	44	20.56		19	23							
610100 - Absentee Reporting	214	17	7.94		3	13							
610100 - Early Vote Reporting	214	62	28.97		27	26							

Insufficient Turnout to Protect Voter Privacy

Insufficient Turnout to Protect Voter Privacy
Insufficient Turnout to Protect Voter Privacy
Insufficient Turnout to Protect Voter Privacy

Insufficient Turnout to Protect Voter Privacy
Insufficient Turnout to Protect Voter Privacy

Insufficient Turnout to Protect Voter Privacy

18-1024

WASHOE COUNTY Statement of Vote
GENERAL ELECTION

NONPARTISAN DST CRT JUDGE, DEPT 9

100020

	Registration	Ballots Cast	Turnout (%)	Dunlap, Cal	Freeman, Scott N.												
610200 6102	200	64	32.00	28	31												
610200 - Absentee Reporting	200	9	4.50	*****	*****												
610200 - Early Vote Reporting	200	46	23.00	17	19												
610400 6104	0	0	0.00	0	0												
610400 - Absentee Reporting	0	0	0.00	0	0												
610400 - Early Vote Reporting	0	0	0.00	0	0												
610500 6105	334	100	29.94	45	46												
610500 - Absentee Reporting	334	17	5.09	7	10												
610500 - Early Vote Reporting	334	127	38.02	53	58												
610600 6106	524	128	24.43	58	56												
610600 - Absentee Reporting	524	32	6.11	11	19												
610600 - Early Vote Reporting	524	242	46.18	101	114												
610700 6107	161	28	17.39	7	15												
610700 - Absentee Reporting	161	14	8.70	2	8												
610700 - Early Vote Reporting	161	48	29.81	22	22												
610800 6108	1052	251	23.86	116	120												
610800 - Absentee Reporting	1052	55	5.23	18	26												
610800 - Early Vote Reporting	1052	400	38.02	184	169												
610900 6109	619	171	27.63	64	84												
610900 - Absentee Reporting	619	42	6.79	20	18												
610900 - Early Vote Reporting	619	267	43.13	111	126												
611000 6110	780	173	22.18	77	74												
611000 - Absentee Reporting	780	73	9.36	28	32												
611000 - Early Vote Reporting	780	326	41.79	160	140												
611100 6111	791	197	24.91	87	92												
611100 - Absentee Reporting	791	51	6.45	16	25												
611100 - Early Vote Reporting	791	287	36.28	129	130												
611300 6113	563	129	22.91	65	53												
611300 - Absentee Reporting	563	19	3.37	7	9												
611300 - Early Vote Reporting	563	251	44.58	99	126												
611400 6114	1099	225	20.47	109	98												
611400 - Absentee Reporting	1099	65	5.91	22	32												
611400 - Early Vote Reporting	1099	458	41.67	203	213												
611500 6115	33	4	12.12	*****	*****												
611500 - Absentee Reporting	33	9	27.27	*****	*****												
611500 - Early Vote Reporting	33	11	33.33	5	5												
620200 6202	1265	301	23.79	143	133												
620200 - Absentee Reporting	1265	94	7.43	36	48												
620200 - Early Vote Reporting	1265	561	44.35	267	240												
620300 6203	431	105	24.36	45	46												
620300 - Absentee Reporting	431	22	5.10	7	10												
620300 - Early Vote Reporting	431	177	41.07	68	89												
620500 6205	994	231	23.24	109	106												
620500 - Absentee Reporting	994	69	6.94	28	33												
620500 - Early Vote Reporting	994	427	42.96	205	187												
620600 6206	191	58	30.37	24	28												
620600 - Absentee Reporting	191	10	5.24	2	8												
620600 - Early Vote Reporting	191	44	23.04	21	18												
620700 6207	0	0	0.00	0	0												
620700 - Absentee Reporting	0	0	0.00	0	0												
620700 - Early Vote Reporting	0	0	0.00	0	0												
620800 6208	603	178	29.52	82	75												
620800 - Absentee Reporting	603	47	7.79	19	21												
620800 - Early Vote Reporting	603	247	40.96	116	102												
620900 6209	422	116	27.49	53	48												
620900 - Absentee Reporting	422	28	6.64	5	18												
620900 - Early Vote Reporting	422	186	44.08	82	79												
621000 6210	813	201	24.72	107	79												
621000 - Absentee Reporting	813	76	9.35	26	36												
621000 - Early Vote Reporting	813	342	42.07	142	168												

Insufficient Turnout to Protect Voter Privacy *****

Insufficient Turnout to Protect Voter Privacy *****
Insufficient Turnout to Protect Voter Privacy *****

76111-101

WASHOE COUNTY Statement of Vote
GENERAL ELECTION

NONPARTISAN DST CRT JUDGE, DEPT 9

100020

	Registration	Ballots Cast	Turnout (%)	Dunlap, Cal	Freeman, Scott N.										
621100 6211	1116	302	27.06	140	134										
621100 - Absentee Reporting	1116	62	5.56	30	25										
621100 - Early Vote Reporting	1116	527	47.22	222	266										
621200 6212	350	86	24.57	39	38										
621200 - Absentee Reporting	350	30	8.57	16	12										
621200 - Early Vote Reporting	350	162	46.29	71	81										
621300 6213	684	188	27.49	85	83										
621300 - Absentee Reporting	684	48	7.02	19	23										
621300 - Early Vote Reporting	684	277	40.50	110	136										
621400 6214	687	185	26.93	85	85										
621400 - Absentee Reporting	687	52	7.57	16	27										
621400 - Early Vote Reporting	687	327	47.60	162	143										
621600 6216	723	178	24.62	73	90										
621600 - Absentee Reporting	723	49	6.78	23	23										
621600 - Early Vote Reporting	723	339	46.89	152	161										
621700 6217	0	0	0.00	0	0										
621700 - Absentee Reporting	0	0	0.00	0	0										
621700 - Early Vote Reporting	0	0	0.00	0	0										
621800 6218	0	0	0.00	0	0										
621800 - Absentee Reporting	0	0	0.00	0	0										
621800 - Early Vote Reporting	0	0	0.00	0	0										
630000 6300	862	237	27.49	117	93										
630000 - Absentee Reporting	862	56	6.50	12	30										
630000 - Early Vote Reporting	862	410	47.56	186	191										
630100 6301	135	49	36.30	23	21										
630100 - Absentee Reporting	135	13	9.63	6	6										
630100 - Early Vote Reporting	135	59	43.70	29	25										
630200 6302	866	205	23.67	99	88										
630200 - Absentee Reporting	866	45	5.20	17	25										
630200 - Early Vote Reporting	866	351	40.53	157	154										
630300 6303	55	2	3.64	*****	*****										
630300 - Absentee Reporting	55	25	45.45	10	12										
630300 - Early Vote Reporting	55	13	23.64	2	9										
630400 6304	0	0	0.00	0	0										
630400 - Absentee Reporting	0	0	0.00	0	0										
630400 - Early Vote Reporting	0	0	0.00	0	0										
630600 6306	1000	206	20.60	72	103										
630600 - Absentee Reporting	1000	76	7.60	19	46										
630600 - Early Vote Reporting	1000	437	43.70	189	193										
630700 6307	1292	331	25.62	152	151										
630700 - Absentee Reporting	1292	101	7.82	37	48										
630700 - Early Vote Reporting	1292	609	47.14	284	285										
630800 6308	1110	195	17.57	90	94										
630800 - Absentee Reporting	1110	191	17.21	62	100										
630800 - Early Vote Reporting	1110	597	53.78	261	281										
631000 6310	717	168	23.43	92	63										
631000 - Absentee Reporting	717	57	7.95	20	30										
631000 - Early Vote Reporting	717	339	47.28	156	150										
631100 6311	846	225	26.60	116	89										
631100 - Absentee Reporting	846	53	6.26	16	32										
631100 - Early Vote Reporting	846	412	48.70	197	173										
631300 6313	1153	309	26.80	140	135										
631300 - Absentee Reporting	1153	87	7.55	31	41										
631300 - Early Vote Reporting	1153	535	46.40	234	254										
631400 6314	659	177	26.86	86	77										
631400 - Absentee Reporting	659	52	7.89	19	20										
631400 - Early Vote Reporting	659	276	41.88	138	116										
631700 6317	0	0	0.00	0	0										
631700 - Absentee Reporting	0	0	0.00	0	0										
631700 - Early Vote Reporting	0	0	0.00	0	0										

***** Insufficient Turnout to Protect Voter Privacy *****

12-10-57

WASHOE COUNTY Statement of Vote
GENERAL ELECTION

NONPARTISAN DST CRT JUDGE, DEPT 9

100020		Registration	Ballots Cast	Turnout (%)	Dunlap, Cal	Freeman, Scott N.											
631800	6318	104	28	26.92	11	16											
631800	- Absentee Reporting	104	9	8.65	*****	*****	Insufficient Turnout to Protect Voter Privacy										*****
631800	- Early Vote Reporting	104	40	38.46	16	21											
631900	6319	462	123	26.62	53	59											
631900	- Absentee Reporting	462	32	6.93	8	22											
631900	- Early Vote Reporting	462	254	54.98	98	136											
632000	6320	784	178	22.70	79	71											
632000	- Absentee Reporting	784	48	6.12	13	24											
632000	- Early Vote Reporting	784	400	51.02	174	191											
640000	6400	312	92	29.49	39	43											
640000	- Absentee Reporting	312	24	7.69	10	10											
640000	- Early Vote Reporting	312	132	42.31	56	68											
640300	6403	1344	292	21.73	140	126											
640300	- Absentee Reporting	1344	77	5.73	35	28											
640300	- Early Vote Reporting	1344	768	57.14	310	398											
640500	6405	885	143	16.16	72	59											
640500	- Absentee Reporting	885	65	7.34	27	26											
640500	- Early Vote Reporting	885	524	59.21	227	259											
640700	6407	690	129	18.70	56	61											
640700	- Absentee Reporting	690	50	7.25	18	20											
640700	- Early Vote Reporting	690	367	53.19	149	190											
641100	6411	992	197	19.86	89	81											
641100	- Absentee Reporting	992	81	8.17	29	42											
641100	- Early Vote Reporting	992	602	60.69	257	302											
641300	6413	1212	334	27.56	155	154											
641300	- Absentee Reporting	1212	104	8.58	46	49											
641300	- Early Vote Reporting	1212	606	50.00	289	286											
641500	6415	718	142	19.78	60	69											
641500	- Absentee Reporting	718	73	10.17	22	35											
641500	- Early Vote Reporting	718	410	57.10	163	209											
641600	6416	1301	272	20.91	129	117											
641600	- Absentee Reporting	1301	101	7.76	31	56											
641600	- Early Vote Reporting	1301	719	55.27	339	312											
641800	6418	1058	285	26.94	138	124											
641800	- Absentee Reporting	1058	60	5.67	18	26											
641800	- Early Vote Reporting	1058	559	52.84	238	276											
642200	6422	1298	273	21.03	109	144											
642200	- Absentee Reporting	1298	120	9.24	40	59											
642200	- Early Vote Reporting	1298	753	58.01	299	406											
642300	6423	642	166	25.86	88	68											
642300	- Absentee Reporting	642	40	6.23	12	22											
642300	- Early Vote Reporting	642	360	56.07	161	170											
642500	6425	1456	333	22.87	155	134											
642500	- Absentee Reporting	1456	93	6.39	29	46											
642500	- Early Vote Reporting	1456	768	52.75	318	358											
642700	6427	0	0	0.00	0	0											
642700	- Absentee Reporting	0	0	0.00	0	0											
642700	- Early Vote Reporting	0	0	0.00	0	0											
650000	6500	989	221	22.35	86	104											
650000	- Absentee Reporting	989	59	5.97	23	31											
650000	- Early Vote Reporting	989	535	54.10	239	248											
650100	6501	1335	301	22.55	123	139											
650100	- Absentee Reporting	1335	88	6.59	34	37											
650100	- Early Vote Reporting	1335	702	52.58	304	341											
650300	6503	10	1	10.00	*****	*****	Insufficient Turnout to Protect Voter Privacy										*****
650300	- Absentee Reporting	10	2	20.00	*****	*****	Insufficient Turnout to Protect Voter Privacy										*****
650300	- Early Vote Reporting	10	4	40.00	*****	*****	Insufficient Turnout to Protect Voter Privacy										*****
650800	6508	634	151	23.82	63	77											
650800	- Absentee Reporting	634	43	6.78	19	19											
650800	- Early Vote Reporting	634	353	55.68	156	167											

10-10-12

WASHOE COUNTY Statement of Vote
GENERAL ELECTION

November 6, 2012

NONPARTISAN DST CRT JUDGE, DEPT 9

100020

	Registration	Ballots Cast	Turnout (%)	Dunlap, Cal	Freeman, Scott N.										
651100 6511	730	183	25.07	89	79										
651100 - Absentee Reporting	730	41	5.62	21	18										
651100 - Early Vote Reporting	730	339	46.44	146	160										
651300 6513	813	249	30.63	106	121										
651300 - Absentee Reporting	813	34	4.18	14	17										
651300 - Early Vote Reporting	813	339	41.70	159	158										
651400 6514	1083	316	29.18	148	136										
651400 - Absentee Reporting	1083	69	6.37	31	27										
651400 - Early Vote Reporting	1083	447	41.27	198	203										
651600 6516	1108	257	23.19	127	103										
651600 - Absentee Reporting	1108	61	5.51	21	26										
651600 - Early Vote Reporting	1108	575	51.90	236	274										
651900 6519	1380	357	25.87	157	174										
651900 - Absentee Reporting	1380	76	5.51	24	38										
651900 - Early Vote Reporting	1380	699	50.65	299	350										
652000 6520	529	135	25.52	61	63										
652000 - Absentee Reporting	529	28	5.29	8	11										
652000 - Early Vote Reporting	529	256	48.39	111	124										
652100 6521	352	43	12.22	18	23										
652100 - Absentee Reporting	352	19	5.40	5	11										
652100 - Early Vote Reporting	352	216	61.36	79	115										
652200 6522	405	74	18.27	21	43										
652200 - Absentee Reporting	405	43	10.62	15	25										
652200 - Early Vote Reporting	405	227	56.05	84	112										
652300 6523	0	0	0.00	0	0										
652300 - Absentee Reporting	0	0	0.00	0	0										
652300 - Early Vote Reporting	0	0	0.00	0	0										
652400 6524	894	216	24.16	114	81										
652400 - Absentee Reporting	894	65	7.27	27	28										
652400 - Early Vote Reporting	894	425	47.54	195	190										
652500 6525	119	25	21.01	10	12										
652500 - Absentee Reporting	119	2	1.68	*****	*****										
652500 - Early Vote Reporting	119	62	52.10	30	28										
652600 6526	534	117	21.91	52	55										
652600 - Absentee Reporting	534	54	10.11	24	21										
652600 - Early Vote Reporting	534	239	44.76	97	113										
652700 6527	0	0	0.00	0	0										
652700 - Absentee Reporting	0	0	0.00	0	0										
652700 - Early Vote Reporting	0	0	0.00	0	0										
652800 6528	0	0	0.00	0	0										
652800 - Absentee Reporting	0	0	0.00	0	0										
652800 - Early Vote Reporting	0	0	0.00	0	0										
652900 6529	0	0	0.00	0	0										
652900 - Absentee Reporting	0	0	0.00	0	0										
652900 - Early Vote Reporting	0	0	0.00	0	0										
710000 7100	11	2	18.18	*****	*****										
710000 - Absentee Reporting	11	0	0.00	0	0										
710000 - Early Vote Reporting	11	9	81.82	*****	*****										
730000 7300	219	66	30.14	31	32										
730000 - Absentee Reporting	219	8	3.65	*****	*****										
730000 - Early Vote Reporting	219	52	23.74	20	28										
730200 7302	4	1	25.00	*****	*****										
730200 - Absentee Reporting	4	0	0.00	0	0										
730200 - Early Vote Reporting	4	0	0.00	0	0										
730400 7304	461	125	27.11	55	57										
730400 - Absentee Reporting	461	25	5.42	7	15										
730400 - Early Vote Reporting	461	161	34.92	65	83										
730600 7306	84	36	42.86	16	17										
730600 - Absentee Reporting	84	10	11.90	4	5										
730600 - Early Vote Reporting	84	21	25.00	9	10										

10-10-12

Insufficient Turnout to Protect Voter Privacy

Insufficient Turnout to Protect Voter Privacy

Insufficient Turnout to Protect Voter Privacy

Insufficient Turnout to Protect Voter Privacy

Insufficient Turnout to Protect Voter Privacy

WASHOE COUNTY Statement of Vote
GENERAL ELECTION

100020		NONPARTISAN DST CRT JUDGE, DEPT 9											
	Registration	Ballots Cast	Turnout (%)	Dunlap, Cal	Freeman, Scott N.								
730700 7307	21	5	23.81			*****	Insufficient Turnout to Protect Voter Privacy	*****					
730700 - Absentee Reporting	21	1	4.76			*****	Insufficient Turnout to Protect Voter Privacy	*****					
730700 - Early Vote Reporting	21	12	57.14	5	7								
730800 7308	30	2	6.67			*****	Insufficient Turnout to Protect Voter Privacy	*****					
730800 - Absentee Reporting	30	12	40.00	3	9								
730800 - Early Vote Reporting	30	11	36.67	6	5								
730900 7309	9	1	11.11			*****	Insufficient Turnout to Protect Voter Privacy	*****					
730900 - Absentee Reporting	9	0	0.00	0	0								
730900 - Early Vote Reporting	9	7	77.78			*****	Insufficient Turnout to Protect Voter Privacy	*****					
731200 7312	713	180	25.25	84	77								
731200 - Absentee Reporting	713	43	6.03	16	19								
731200 - Early Vote Reporting	713	261	36.61	107	136								
731300 7313	230	60	26.09	25	33								
731300 - Absentee Reporting	230	13	5.65	7	5								
731300 - Early Vote Reporting	230	81	35.22	35	39								
731400 7314	697	164	23.53	70	80								
731400 - Absentee Reporting	697	32	4.59	11	17								
731400 - Early Vote Reporting	697	279	40.03	127	129								
731500 7315	5	2	40.00			*****	Insufficient Turnout to Protect Voter Privacy	*****					
731500 - Absentee Reporting	5	0	0.00	0	0								
731500 - Early Vote Reporting	5	0	0.00	0	0								
731600 7316	1014	242	23.87	106	123								
731600 - Absentee Reporting	1014	55	5.42	29	22								
731600 - Early Vote Reporting	1014	377	37.18	177	179								
731700 7317	3	1	33.33			*****	Insufficient Turnout to Protect Voter Privacy	*****					
731700 - Absentee Reporting	3	0	0.00	0	0								
731700 - Early Vote Reporting	3	1	33.33			*****	Insufficient Turnout to Protect Voter Privacy	*****					
731800 7318	124	29	23.39	11	17								
731800 - Absentee Reporting	124	8	6.45			*****	Insufficient Turnout to Protect Voter Privacy	*****					
731800 - Early Vote Reporting	124	49	39.52	20	25								
731900 7319	19	6	31.58			*****	Insufficient Turnout to Protect Voter Privacy	*****					
731900 - Absentee Reporting	19	0	0.00	0	0								
731900 - Early Vote Reporting	19	9	47.37			*****	Insufficient Turnout to Protect Voter Privacy	*****					
732000 7320	3	0	0.00	0	0								
732000 - Absentee Reporting	3	0	0.00	0	0								
732000 - Early Vote Reporting	3	2	66.67			*****	Insufficient Turnout to Protect Voter Privacy	*****					
732100 7321	1	0	0.00	0	0								
732100 - Absentee Reporting	1	0	0.00	0	0								
732100 - Early Vote Reporting	1	0	0.00	0	0								
740000 7400	7	0	0.00	0	0								
740000 - Absentee Reporting	7	6	85.71			*****	Insufficient Turnout to Protect Voter Privacy	*****					
740000 - Early Vote Reporting	7	0	0.00	0	0								
740200 7402	954	277	29.04	117	132								
740200 - Absentee Reporting	954	51	5.35	16	28								
740200 - Early Vote Reporting	954	376	39.41	161	185								
740300 7403	6	0	0.00	0	0								
740300 - Absentee Reporting	6	0	0.00	0	0								
740300 - Early Vote Reporting	6	2	33.33			*****	Insufficient Turnout to Protect Voter Privacy	*****					
740400 7404	49	13	26.53	8	4								
740400 - Absentee Reporting	49	5	10.20			*****	Insufficient Turnout to Protect Voter Privacy	*****					
740400 - Early Vote Reporting	49	24	48.98	14	8								
740600 7406	7	0	0.00	0	0								
740600 - Absentee Reporting	7	0	0.00	0	0								
740600 - Early Vote Reporting	7	4	57.14			*****	Insufficient Turnout to Protect Voter Privacy	*****					
740700 7407	945	258	27.30	118	122								
740700 - Absentee Reporting	945	62	6.56	23	23								
740700 - Early Vote Reporting	945	469	49.63	196	247								
740800 7408	424	105	24.76	52	41								
740800 - Absentee Reporting	424	52	12.26	21	24								
740800 - Early Vote Reporting	424	214	50.47	100	92								

10-10-57

WASHOE COUNTY Statement of Vote
GENERAL ELECTION

100020		NONPARTISAN DST CRT JUDGE, DEPT 9											
	Registration	Ballots Cast	Turnout (%)		Dunlap, Cal	Freeman, Scott N.							
741000 7410	978	245	25.05		125	106							
741000 - Absentee Reporting	978	58	5.93		15	33							
741000 - Early Vote Reporting	978	476	48.67		209	229							
741200 7412	582	290	49.83		105	161							
741200 - Absentee Reporting	582	31	5.33		11	14							
741200 - Early Vote Reporting	582	70	12.03		32	29							
741300 7413	4	0	0.00		0	0							
741300 - Absentee Reporting	4	2	50.00		*****								
741300 - Early Vote Reporting	4	2	50.00		*****								
741400 7414	1410	321	22.77		150	139							
741400 - Absentee Reporting	1410	93	6.60		41	35							
741400 - Early Vote Reporting	1410	738	52.34		281	401							
741500 7415	1257	292	23.23		120	137							
741500 - Absentee Reporting	1257	145	11.54		49	69							
741500 - Early Vote Reporting	1257	592	47.10		239	309							
741600 7416	1035	245	23.67		121	104							
741600 - Absentee Reporting	1035	93	8.99		44	39							
741600 - Early Vote Reporting	1035	516	49.86		206	276							
741700 7417	537	99	18.44		45	44							
741700 - Absentee Reporting	537	46	8.57		17	24							
741700 - Early Vote Reporting	537	310	57.73		134	148							
741800 7418	1134	230	20.28		113	105							
741800 - Absentee Reporting	1134	72	6.35		30	31							
741800 - Early Vote Reporting	1134	685	60.41		308	330							
742400 7424	78	17	21.79		7	10							
742400 - Absentee Reporting	78	5	6.41		*****								
742400 - Early Vote Reporting	78	39	50.00		17	18							
742500 7425	956	235	24.58		106	112							
742500 - Absentee Reporting	956	69	7.22		23	38							
742500 - Early Vote Reporting	956	451	47.18		195	217							
742600 7426	26	4	15.38		*****								
742600 - Absentee Reporting	26	3	11.54		*****								
742600 - Early Vote Reporting	26	18	69.23		5	10							
742800 7428	3	0	0.00		0	0							
742800 - Absentee Reporting	3	0	0.00		0	0							
742800 - Early Vote Reporting	3	3	100.00		*****								
743000 7430	940	265	28.19		123	118							
743000 - Absentee Reporting	940	68	7.23		24	33							
743000 - Early Vote Reporting	940	475	50.53		188	244							
743100 7431	65	8	12.31		*****								
743100 - Absentee Reporting	65	5	7.69		*****								
743100 - Early Vote Reporting	65	47	72.31		22	24							
743300 7433	139	18	12.95		8	10							
743300 - Absentee Reporting	139	38	27.34		18	13							
743300 - Early Vote Reporting	139	63	45.32		29	27							
750000 7500	179	21	11.73		14	7							
750000 - Absentee Reporting	179	36	20.11		19	14							
750000 - Early Vote Reporting	179	97	54.19		40	51							
750100 7501	298	73	24.50		34	37							
750100 - Absentee Reporting	298	17	5.70		8	8							
750100 - Early Vote Reporting	298	147	49.33		72	69							
750200 7502	1123	303	26.98		135	136							
750200 - Absentee Reporting	1123	58	5.16		23	30							
750200 - Early Vote Reporting	1123	493	43.90		204	241							
750300 7503	39	11	28.21		1	9							
750300 - Absentee Reporting	39	2	5.13		*****								
750300 - Early Vote Reporting	39	18	46.15		5	10							
750400 7504	1124	288	25.62		131	134							
750400 - Absentee Reporting	1124	78	6.94		29	37							
750400 - Early Vote Reporting	1124	489	43.51		196	241							

12-11-12

WASHOE COUNTY Statement of Vote
GENERAL ELECTION

NONPARTISAN DST CRT JUDGE, DEPT 9

100020	Registration	Ballots Cast	Turnout (%)	Dunlap, Cal	Freeman, Scott N.												
750500 - 7505	316	75	23.73	25	44												
750500 - Absentee Reporting	316	28	8.86	7	16												
750500 - Early Vote Reporting	316	121	38.29	53	51												
750600 - 7506	506	129	25.49	46	70												
750600 - Absentee Reporting	506	52	10.28	21	26												
750600 - Early Vote Reporting	506	232	45.85	117	98												
750700 - 7507	293	107	36.52	47	51												
750700 - Absentee Reporting	293	15	5.12	1	11												
750700 - Early Vote Reporting	293	94	32.08	41	43												
750800 - 7508	86	42	48.84	22	20												
750800 - Absentee Reporting	86	6	6.98	*****													
750800 - Early Vote Reporting	86	18	20.93	10	7												
750900 - 7509	9	3	33.33	*****													
750900 - Absentee Reporting	9	1	11.11	*****													
750900 - Early Vote Reporting	9	3	33.33	*****													
751200 - 7512	100	18	18.00	6	12												
751200 - Absentee Reporting	100	9	9.00	*****													
751200 - Early Vote Reporting	100	59	59.00	25	30												
751300 - 7513	711	206	28.97	95	101												
751300 - Absentee Reporting	711	50	7.03	20	21												
751300 - Early Vote Reporting	711	246	34.60	111	120												
751400 - 7514	544	135	24.82	54	73												
751400 - Absentee Reporting	544	45	8.27	18	25												
751400 - Early Vote Reporting	544	184	33.82	82	89												
751600 - 7516	38	8	21.05	*****													
751600 - Absentee Reporting	38	5	13.16	*****													
751600 - Early Vote Reporting	38	17	44.74	9	7												
751700 - 7517	325	87	26.77	48	31												
751700 - Absentee Reporting	325	29	8.92	11	17												
751700 - Early Vote Reporting	325	138	42.46	50	75												
751800 - 7518	1	0	0.00	0	0												
751800 - Absentee Reporting	1	0	0.00	0	0												
751800 - Early Vote Reporting	1	0	0.00	0	0												
751900 - 7519	593	207	34.91	87	90												
751900 - Absentee Reporting	593	60	10.12	22	26												
751900 - Early Vote Reporting	593	236	39.80	108	103												
752000 - 7520	997	292	29.29	124	148												
752000 - Absentee Reporting	997	60	6.02	17	29												
752000 - Early Vote Reporting	997	398	39.92	199	181												
752100 - 7521	70	0	0.00	0	0												
752100 - Absentee Reporting	70	51	72.86	14	24												
752100 - Early Vote Reporting	70	1	1.43	*****													
752200 - 7522	100	0	0.00	0	0												
752200 - Absentee Reporting	100	80	80.00	24	48												
752200 - Early Vote Reporting	100	0	0.00	0	0												
752300 - 7523	1079	379	35.13	178	164												
752300 - Absentee Reporting	1079	76	7.04	31	32												
752300 - Early Vote Reporting	1079	415	38.46	175	205												
752400 - 7524	731	307	42.00	135	145												
752400 - Absentee Reporting	731	49	6.70	15	25												
752400 - Early Vote Reporting	731	251	34.34	109	121												
752500 - 7525	1148	324	28.22	162	150												
752500 - Absentee Reporting	1148	83	7.23	28	38												
752500 - Early Vote Reporting	1148	530	46.17	255	231												
752600 - 7526	928	257	27.69	114	101												
752600 - Absentee Reporting	928	71	7.65	27	30												
752600 - Early Vote Reporting	928	464	50.00	207	214												
752700 - 7527	474	127	26.79	60	52												
752700 - Absentee Reporting	474	35	7.38	14	16												
752700 - Early Vote Reporting	474	214	45.15	110	95												

Insufficient Turnout to Protect Voter Privacy

Insufficient Turnout to Protect Voter Privacy

Insufficient Turnout to Protect Voter Privacy

Insufficient Turnout to Protect Voter Privacy

Insufficient Turnout to Protect Voter Privacy

Insufficient Turnout to Protect Voter Privacy

Insufficient Turnout to Protect Voter Privacy

Insufficient Turnout to Protect Voter Privacy

12-10-12

November 6, 2012

NONPARTISAN DST CRT JUDGE, DEPT 9

100020

	Registration	Ballots Cast	Turnout (%)	Dunlap, Cal	Freeman, Scott N.													
752800 7528	579	142	24.53	70	58													
752800 - Absentee Reporting	579	38	6.56	18	16													
752800 - Early Vote Reporting	579	242	41.80	118	106													
752900 7529	289	7	2.42	*****														
752900 - Absentee Reporting	289	197	68.17	83	92													
752900 - Early Vote Reporting	289	22	7.61	14	6													
753100 7531	27	1	3.70	*****														
753100 - Absentee Reporting	27	12	44.44	2	9													
753100 - Early Vote Reporting	27	1	3.70	*****														
753200 7532	972	213	21.91	92	95													
753200 - Absentee Reporting	972	92	9.47	35	41													
753200 - Early Vote Reporting	972	525	54.01	225	258													
753300 7533	268	85	31.72	39	37													
753300 - Absentee Reporting	268	17	6.34	5	11													
753300 - Early Vote Reporting	268	78	29.10	40	33													
753400 7534	136	27	19.85	12	13													
753400 - Absentee Reporting	136	8	5.88	*****														
753400 - Early Vote Reporting	136	47	34.56	20	22													
753600 7536	931	255	27.39	114	114													
753600 - Absentee Reporting	931	74	7.95	23	42													
753600 - Early Vote Reporting	931	416	44.68	177	207													
753700 7537	158	38	24.05	15	18													
753700 - Absentee Reporting	158	11	6.96	4	6													
753700 - Early Vote Reporting	158	54	34.18	30	19													
753900 7539	5	0	0.00	0	0													
753900 - Absentee Reporting	5	0	0.00	0	0													
753900 - Early Vote Reporting	5	5	100.00	*****														
754000 7540	363	125	34.44	61	56													
754000 - Absentee Reporting	363	29	7.99	8	15													
754000 - Early Vote Reporting	363	154	42.42	65	81													
754100 7541	1095	381	34.79	165	174													
754100 - Absentee Reporting	1095	81	7.40	25	40													
754100 - Early Vote Reporting	1095	377	34.43	169	164													
754300 7543	591	168	28.43	78	78													
754300 - Absentee Reporting	591	50	8.46	20	27													
754300 - Early Vote Reporting	591	223	37.73	90	113													
754400 7544	236	67	28.39	38	26													
754400 - Absentee Reporting	236	29	12.29	13	9													
754400 - Early Vote Reporting	236	88	37.29	39	47													
754600 7546	0	0	0.00	0	0													
754600 - Absentee Reporting	0	0	0.00	0	0													
754600 - Early Vote Reporting	0	0	0.00	0	0													
754700 7547	41	0	0.00	0	0													
754700 - Absentee Reporting	41	25	60.98	6	14													
754700 - Early Vote Reporting	41	3	7.32	*****														
754800 7548	7	1	14.29	*****														
754800 - Absentee Reporting	7	0	0.00	0	0													
754800 - Early Vote Reporting	7	2	28.57	*****														
754900 7549	2	0	0.00	0	0													
754900 - Absentee Reporting	2	2	100.00	*****														
754900 - Early Vote Reporting	2	0	0.00	0	0													
755000 7550	28	6	21.43	*****														
755000 - Absentee Reporting	28	3	10.71	*****														
755000 - Early Vote Reporting	28	12	42.86	3	9													
755200 7552	221	64	28.96	28	29													
755200 - Absentee Reporting	221	30	13.57	14	13													
755200 - Early Vote Reporting	221	95	42.99	36	48													
755300 7553	58	13	22.41	10	3													
755300 - Absentee Reporting	58	7	12.07	*****														
755300 - Early Vote Reporting	58	18	31.03	7	10													

Insufficient Turnout to Protect Voter Privacy

Insufficient Turnout to Protect Voter Privacy

Insufficient Turnout to Protect Voter Privacy

Insufficient Turnout to Protect Voter Privacy

Insufficient Turnout to Protect Voter Privacy

Insufficient Turnout to Protect Voter Privacy

Insufficient Turnout to Protect Voter Privacy

Insufficient Turnout to Protect Voter Privacy

Insufficient Turnout to Protect Voter Privacy

Insufficient Turnout to Protect Voter Privacy

Insufficient Turnout to Protect Voter Privacy

Insufficient Turnout to Protect Voter Privacy

12-10-12

100020		NONPARTISAN DST CRT JUDGE, DEPT 9											
	Registration	Ballots Cast	Turnout (%)	Dunlap, Cal	Freeman, Scott N.								
755600 7556	12	4	33.33			*****							Insufficient Turnout to Protect Voter Privacy *****
755600 - Absentee Reporting	12	0	0.00	0	0								
755600 - Early Vote Reporting	12	3	25.00			*****							Insufficient Turnout to Protect Voter Privacy *****
755700 7557	874	269	30.78	127	109								
755700 - Absentee Reporting	874	67	7.67	21	39								
755700 - Early Vote Reporting	874	311	35.58	135	155								
755800 7558	2	2	100.00			*****							Insufficient Turnout to Protect Voter Privacy *****
755800 - Absentee Reporting	2	0	0.00	0	0								
755800 - Early Vote Reporting	2	0	0.00	0	0								
756200 7562	0	0	0.00	0	0								
756200 - Absentee Reporting	0	0	0.00	0	0								
756200 - Early Vote Reporting	0	0	0.00	0	0								
756300 7563	61	12	19.67	3	5								
756300 - Absentee Reporting	61	7	11.48			*****							Insufficient Turnout to Protect Voter Privacy *****
756300 - Early Vote Reporting	61	21	34.43	10	11								
756500 7565	14	5	35.71			*****							Insufficient Turnout to Protect Voter Privacy *****
756500 - Absentee Reporting	14	2	14.29			*****							Insufficient Turnout to Protect Voter Privacy *****
756500 - Early Vote Reporting	14	7	50.00			*****							Insufficient Turnout to Protect Voter Privacy *****
756600 7566	0	0	0.00	0	0								
756600 - Absentee Reporting	0	0	0.00	0	0								
756600 - Early Vote Reporting	0	0	0.00	0	0								
756700 7567	0	0	0.00	0	0								
756700 - Absentee Reporting	0	0	0.00	0	0								
756700 - Early Vote Reporting	0	0	0.00	0	0								
756900 7569	29	9	31.03			*****							Insufficient Turnout to Protect Voter Privacy *****
756900 - Absentee Reporting	29	3	10.34			*****							Insufficient Turnout to Protect Voter Privacy *****
756900 - Early Vote Reporting	29	11	37.93	9	2								
757000 7570	104	26	25.00	9	14								
757000 - Absentee Reporting	104	12	11.54	7	3								
757000 - Early Vote Reporting	104	37	35.58	21	16								
757100 7571	77	19	24.68	8	11								
757100 - Absentee Reporting	77	8	10.39			*****							Insufficient Turnout to Protect Voter Privacy *****
757100 - Early Vote Reporting	77	42	54.55	14	24								
757200 7572	23	1	4.35			*****							Insufficient Turnout to Protect Voter Privacy *****
757200 - Absentee Reporting	23	4	17.39			*****							Insufficient Turnout to Protect Voter Privacy *****
757200 - Early Vote Reporting	23	12	52.17	4	6								
757300 7573	245	72	29.39	28	35								
757300 - Absentee Reporting	245	10	4.08	5	5								
757300 - Early Vote Reporting	245	77	31.43	24	43								
757400 7574	0	0	0.00	0	0								
757400 - Absentee Reporting	0	0	0.00	0	0								
757400 - Early Vote Reporting	0	0	0.00	0	0								
757500 7575	9	3	33.33			*****							Insufficient Turnout to Protect Voter Privacy *****
757500 - Absentee Reporting	9	0	0.00	0	0								
757500 - Early Vote Reporting	9	3	33.33			*****							Insufficient Turnout to Protect Voter Privacy *****
757600 7576	752	214	28.46	86	109								
757600 - Absentee Reporting	752	82	10.90	22	48								
757600 - Early Vote Reporting	752	318	42.29	139	149								
757700 7577	264	74	28.03	35	30								
757700 - Absentee Reporting	264	10	3.79	1	8								
757700 - Early Vote Reporting	264	113	42.80	47	50								
757800 7578	157	60	38.22	26	31								
757800 - Absentee Reporting	157	8	5.10			*****							Insufficient Turnout to Protect Voter Privacy *****
757800 - Early Vote Reporting	157	60	38.22	29	28								
757900 7579	148	0	0.00	0	0								
757900 - Absentee Reporting	148	99	66.89	44	49								
757900 - Early Vote Reporting	148	4	2.70			*****							Insufficient Turnout to Protect Voter Privacy *****
758000 7580	9	0	0.00	0	0								
758000 - Absentee Reporting	9	8	88.89			*****							Insufficient Turnout to Protect Voter Privacy *****
758000 - Early Vote Reporting	9	0	0.00	0	0								

1501-10

WASHOE COUNTY Statement of Vote
GENERAL ELECTION

100020		NONPARTISAN DST CRT JUDGE, DEPT 9										
	Registration	Ballots Cast	Turnout (%)	Dunlap, Cal	Freeman, Scott N.							
758100 7581	170	76	44.71	30	39							
758100 - Absentee Reporting	170	6	3.53	*****	*****	Insufficient Turnout to Protect Voter Privacy						*****
758100 - Early Vote Reporting	170	16	9.41	6	8							
758200 7582	20	6	30.00	*****	*****	Insufficient Turnout to Protect Voter Privacy						*****
758200 - Absentee Reporting	20	0	0.00	0	0							
758200 - Early Vote Reporting	20	9	45.00	*****	*****	Insufficient Turnout to Protect Voter Privacy						*****
758300 7583	2	2	100.00	*****	*****	Insufficient Turnout to Protect Voter Privacy						*****
758300 - Absentee Reporting	2	0	0.00	0	0							
758300 - Early Vote Reporting	2	0	0.00	0	0							
758400 7584	2	0	0.00	0	0							
758400 - Absentee Reporting	2	0	0.00	0	0							
758400 - Early Vote Reporting	2	2	100.00	*****	*****	Insufficient Turnout to Protect Voter Privacy						*****
758500 7585	1	0	0.00	0	0							
758500 - Absentee Reporting	1	0	0.00	0	0							
758500 - Early Vote Reporting	1	1	100.00	*****	*****	Insufficient Turnout to Protect Voter Privacy						*****
758600 7586	247	61	24.70	35	25							
758600 - Absentee Reporting	247	33	13.36	11	17							
758600 - Early Vote Reporting	247	110	44.53	56	52							
758700 7587	16	0	0.00	0	0							
758700 - Absentee Reporting	16	4	25.00	*****	*****	Insufficient Turnout to Protect Voter Privacy						*****
758700 - Early Vote Reporting	16	11	68.75	4	7							
758800 7588	30	5	16.67	*****	*****	Insufficient Turnout to Protect Voter Privacy						*****
758800 - Absentee Reporting	30	2	6.67	*****	*****	Insufficient Turnout to Protect Voter Privacy						*****
758800 - Early Vote Reporting	30	16	53.33	7	7							
758900 7589	10	4	40.00	*****	*****	Insufficient Turnout to Protect Voter Privacy						*****
758900 - Absentee Reporting	10	0	0.00	0	0							
758900 - Early Vote Reporting	10	0	0.00	0	0							
810000 8100	854	191	22.37	90	85							
810000 - Absentee Reporting	854	116	13.58	41	54							
810000 - Early Vote Reporting	854	446	52.22	155	256							
810100 8101	15	4	26.67	*****	*****	Insufficient Turnout to Protect Voter Privacy						*****
810100 - Absentee Reporting	15	1	6.67	*****	*****	Insufficient Turnout to Protect Voter Privacy						*****
810100 - Early Vote Reporting	15	9	60.00	*****	*****	Insufficient Turnout to Protect Voter Privacy						*****
810200 8102	36	11	30.56	7	3							
810200 - Absentee Reporting	36	2	5.56	*****	*****	Insufficient Turnout to Protect Voter Privacy						*****
810200 - Early Vote Reporting	36	17	47.22	8	8							
810300 8103	693	77	11.11	30	39							
810300 - Absentee Reporting	693	89	12.84	28	47							
810300 - Early Vote Reporting	693	447	64.50	165	253							
810400 8104	603	115	19.07	41	50							
810400 - Absentee Reporting	603	102	16.92	22	37							
810400 - Early Vote Reporting	603	244	40.46	71	124							
810500 8105	633	100	15.80	38	35							
810500 - Absentee Reporting	633	98	15.48	22	38							
810500 - Early Vote Reporting	633	302	47.71	87	158							
810600 8106	908	168	18.50	41	66							
810600 - Absentee Reporting	908	116	12.78	19	56							
810600 - Early Vote Reporting	908	436	48.02	113	218							
810700 8107	1103	210	19.04	64	79							
810700 - Absentee Reporting	1103	191	17.32	47	66							
810700 - Early Vote Reporting	1103	397	35.99	97	208							
810800 8108	905	163	18.01	45	71							
810800 - Absentee Reporting	905	156	17.24	27	76							
810800 - Early Vote Reporting	905	407	44.97	106	227							
810900 8109	1018	216	21.22	59	91							
810900 - Absentee Reporting	1018	151	14.83	37	55							
810900 - Early Vote Reporting	1018	404	39.69	110	221							
811000 8110	318	48	15.09	24	15							
811000 - Absentee Reporting	318	100	31.45	18	40							
811000 - Early Vote Reporting	318	97	30.50	23	47							

12-1057

WASHOE COUNTY Statement of Vote
GENERAL ELECTION

100020		NONPARTISAN DST CRT JUDGE, DEPT 9											
		Registration	Ballots Cast	Turnout (%)	Dunlap, Cal	Freeman, Scott N.							
811100	8111	5	1	20.00									
	811100 - Absentee Reporting	5	0	0.00	0	0							
	811100 - Early Vote Reporting	5	2	40.00									
811200	8112	39	4	10.26									
	811200 - Absentee Reporting	39	8	20.51									
	811200 - Early Vote Reporting	39	16	41.03	4	10							
811400	8114	31	8	25.81									
	811400 - Absentee Reporting	31	10	32.26	5	2							
	811400 - Early Vote Reporting	31	10	32.26	6	2							
811500	8115	3	1	33.33									
	811500 - Absentee Reporting	3	0	0.00	0	0							
	811500 - Early Vote Reporting	3	1	33.33									
811600	8116	963	180	18.69	59	83							
	811600 - Absentee Reporting	963	114	11.84	29	38							
	811600 - Early Vote Reporting	963	429	44.55	120	216							
811700	8117	804	138	17.16	46	56							
	811700 - Absentee Reporting	804	155	19.28	32	61							
	811700 - Early Vote Reporting	804	326	40.55	89	177							
811800	8118	16	2	12.50									
	811800 - Absentee Reporting	16	8	50.00									
	811800 - Early Vote Reporting	16	4	25.00									
812000	8120	18	3	16.67									
	812000 - Absentee Reporting	18	11	61.11	2	4							
	812000 - Early Vote Reporting	18	2	11.11									
812100	8121	1	0	0.00	0	0							
	812100 - Absentee Reporting	1	0	0.00	0	0							
	812100 - Early Vote Reporting	1	1	100.00									
812500	8125	3	0	0.00	0	0							
	812500 - Absentee Reporting	3	0	0.00	0	0							
	812500 - Early Vote Reporting	3	3	100.00									
812600	8126	6	1	16.67									
	812600 - Absentee Reporting	6	2	33.33									
	812600 - Early Vote Reporting	6	3	50.00									
812700	8127	1	0	0.00	0	0							
	812700 - Absentee Reporting	1	0	0.00	0	0							
	812700 - Early Vote Reporting	1	1	100.00									
812800	8128	10	0	0.00	0	0							
	812800 - Absentee Reporting	10	0	0.00	0	0							
	812800 - Early Vote Reporting	10	7	70.00									
812900	8129	54	7	12.96									
	812900 - Absentee Reporting	54	10	18.52	4	6							
	812900 - Early Vote Reporting	54	29	53.70	12	15							
813000	8130	2	0	0.00	0	0							
	813000 - Absentee Reporting	2	1	50.00									
	813000 - Early Vote Reporting	2	1	50.00									
820000	8200	788	189	23.98	82	90							
	820000 - Absentee Reporting	788	69	8.76	32	27							
	820000 - Early Vote Reporting	788	443	56.22	171	241							
820100	8201	368	143	38.86	73	64							
	820100 - Absentee Reporting	368	26	7.07	14	10							
	820100 - Early Vote Reporting	368	129	35.05	52	66							
820200	8202	1321	266	20.14	110	138							
	820200 - Absentee Reporting	1321	118	8.93	45	61							
	820200 - Early Vote Reporting	1321	767	58.06	332	391							
820300	8203	928	157	16.92	44	96							
	820300 - Absentee Reporting	928	123	13.25	42	46							
	820300 - Early Vote Reporting	928	502	54.09	167	280							
820400	8204	112	25	22.32	9	12							
	820400 - Absentee Reporting	112	5	4.46									
	820400 - Early Vote Reporting	112	68	60.71	25	39							

1-10-12

WASHOE COUNTY Statement of Vote
GENERAL ELECTION

NONPARTISAN DST CRT JUDGE, DEPT 9												
100020												
	Registration	Ballots Cast	Turnout (%)		Dunlap, Cal	Freeman, Scott N.						
820500 8205	1042	244	23.42		104	114						
820500 - Absentee Reporting	1042	113	10.84		32	57						
820500 - Early Vote Reporting	1042	595	57.10		230	300						
820600 8206	133	14	10.53		5	9						
820600 - Absentee Reporting	133	22	16.54		7	9						
820600 - Early Vote Reporting	133	78	58.65		28	36						
820700 8207	732	112	15.30		39	59						
820700 - Absentee Reporting	732	95	12.98		30	45						
820700 - Early Vote Reporting	732	427	58.33		147	233						
820800 8208	273	50	18.32		32	14						
820800 - Absentee Reporting	273	20	7.33		7	9						
820800 - Early Vote Reporting	273	171	62.64		71	90						
820900 8209	989	204	20.63		92	97						
820900 - Absentee Reporting	989	70	7.08		15	40						
820900 - Early Vote Reporting	989	583	58.95		236	294						
821000 8210	942	197	20.91		79	94						
821000 - Absentee Reporting	942	110	11.68		43	54						
821000 - Early Vote Reporting	942	463	49.15		204	229						
821100 8211	31	9	29.03		*****	*****						
821100 - Absentee Reporting	31	5	16.13		*****	*****						
821100 - Early Vote Reporting	31	10	32.26		3	7						
821200 8212	9	1	11.11		*****	*****						
821200 - Absentee Reporting	9	0	0.00		0	0						
821200 - Early Vote Reporting	9	6	66.67		*****	*****						
821300 8213	218	36	16.51		15	19						
821300 - Absentee Reporting	218	21	9.63		3	13						
821300 - Early Vote Reporting	218	133	61.01		49	76						
821400 8214	149	36	24.16		11	20						
821400 - Absentee Reporting	149	27	18.12		7	12						
821400 - Early Vote Reporting	149	67	44.97		20	39						
821500 8215	218	55	25.23		32	14						
821500 - Absentee Reporting	218	20	9.17		11	9						
821500 - Early Vote Reporting	218	116	53.21		57	50						
821600 8216	364	54	14.84		19	30						
821600 - Absentee Reporting	364	31	8.52		10	15						
821600 - Early Vote Reporting	364	232	63.74		84	130						
821700 8217	1004	155	15.44		61	81						
821700 - Absentee Reporting	1004	77	7.67		34	28						
821700 - Early Vote Reporting	1004	637	63.45		271	328						
821800 8218	7	1	14.29		*****	*****						
821800 - Absentee Reporting	7	0	0.00		0	0						
821800 - Early Vote Reporting	7	5	71.43		*****	*****						
821900 8219	337	148	43.92		63	73						
821900 - Absentee Reporting	337	41	12.17		10	19						
821900 - Early Vote Reporting	337	97	28.78		28	53						
822000 8220	756	302	39.95		131	140						
822000 - Absentee Reporting	756	70	9.26		25	27						
822000 - Early Vote Reporting	756	298	39.42		133	139						
822100 8221	643	260	40.44		127	108						
822100 - Absentee Reporting	643	36	5.60		12	18						
822100 - Early Vote Reporting	643	245	38.10		108	124						
822200 8222	864	364	42.13		167	170						
822200 - Absentee Reporting	864	50	5.79		19	18						
822200 - Early Vote Reporting	864	314	36.34		148	140						
822300 8223	30	6	20.00		*****	*****						
822300 - Absentee Reporting	30	3	10.00		*****	*****						
822300 - Early Vote Reporting	30	15	50.00		5	7						
822600 8226	4	1	25.00		*****	*****						
822600 - Absentee Reporting	4	0	0.00		0	0						
822600 - Early Vote Reporting	4	2	50.00		*****	*****						

Insufficient Turnout to Protect Voter Privacy
Insufficient Turnout to Protect Voter Privacy

Insufficient Turnout to Protect Voter Privacy

Insufficient Turnout to Protect Voter Privacy

Insufficient Turnout to Protect Voter Privacy

Insufficient Turnout to Protect Voter Privacy

Insufficient Turnout to Protect Voter Privacy
Insufficient Turnout to Protect Voter Privacy

Insufficient Turnout to Protect Voter Privacy

Insufficient Turnout to Protect Voter Privacy

761781

NONPARTISAN DST CRT JUDGE, DEPT 9												
100020												
	Registration	Ballots Cast	Turnout (%)	Dunlap, Cal	Freeman, Scott N.							
822700 8227	7	0	0.00	0	0							
822700 - Absentee Reporting	7	1	14.29	*****					Insufficient Turnout to Protect Voter Privacy			*****
822700 - Early Vote Reporting	7	4	57.14	*****					Insufficient Turnout to Protect Voter Privacy			*****
822800 8228	52	20	38.46	4	12							
822800 - Absentee Reporting	52	2	3.85	*****					Insufficient Turnout to Protect Voter Privacy			*****
822800 - Early Vote Reporting	52	18	34.62	4	13							
822900 8229	2	0	0.00	0	0							
822900 - Absentee Reporting	2	0	0.00	0	0							
822900 - Early Vote Reporting	2	1	50.00	*****					Insufficient Turnout to Protect Voter Privacy			*****
823000 8230	25	2	8.00	*****					Insufficient Turnout to Protect Voter Privacy			*****
823000 - Absentee Reporting	25	3	12.00	*****					Insufficient Turnout to Protect Voter Privacy			*****
823000 - Early Vote Reporting	25	16	64.00	4	9							
823100 8231	72	22	30.56	10	9							
823100 - Absentee Reporting	72	9	12.50	*****					Insufficient Turnout to Protect Voter Privacy			*****
823100 - Early Vote Reporting	72	29	40.28	14	13							
823200 8232	28	5	17.86	*****					Insufficient Turnout to Protect Voter Privacy			*****
823200 - Absentee Reporting	28	5	17.86	*****					Insufficient Turnout to Protect Voter Privacy			*****
823200 - Early Vote Reporting	28	13	46.43	2	10							
823300 8233	782	196	25.06	91	82							
823300 - Absentee Reporting	782	48	6.14	16	25							
823300 - Early Vote Reporting	782	410	52.43	175	195							
823400 8234	116	16	13.79	11	5							
823400 - Absentee Reporting	116	16	13.79	8	8							
823400 - Early Vote Reporting	116	69	59.48	28	35							
823500 8235	184	30	16.30	11	15							
823500 - Absentee Reporting	184	25	13.59	4	18							
823500 - Early Vote Reporting	184	98	53.26	37	51							
823600 8236	1173	186	15.86	70	102							
823600 - Absentee Reporting	1173	182	15.52	54	90							
823600 - Early Vote Reporting	1173	669	57.03	240	342							
823700 8237	30	2	6.67	*****					Insufficient Turnout to Protect Voter Privacy			*****
823700 - Absentee Reporting	30	2	6.67	*****					Insufficient Turnout to Protect Voter Privacy			*****
823700 - Early Vote Reporting	30	20	66.67	4	9							
823800 8238	941	176	18.70	71	83							
823800 - Absentee Reporting	941	159	16.90	57	75							
823800 - Early Vote Reporting	941	502	53.35	180	267							
823900 8239	2	0	0.00	0	0							
823900 - Absentee Reporting	2	0	0.00	0	0							
823900 - Early Vote Reporting	2	0	0.00	0	0							
824000 8240	89	26	29.21	13	12							
824000 - Absentee Reporting	89	11	12.36	7	4							
824000 - Early Vote Reporting	89	41	46.07	16	21							
824100 8241	67	14	20.90	8	6							
824100 - Absentee Reporting	67	12	17.91	4	6							
824100 - Early Vote Reporting	67	34	50.75	12	19							
824400 8244	85	17	20.00	3	13							
824400 - Absentee Reporting	85	9	10.59	*****					Insufficient Turnout to Protect Voter Privacy			*****
824400 - Early Vote Reporting	85	38	44.71	19	17							
824500 8245	443	93	20.99	32	47							
824500 - Absentee Reporting	443	36	8.13	14	16							
824500 - Early Vote Reporting	443	212	47.86	87	108							
824700 8247	205	49	23.90	20	24							
824700 - Absentee Reporting	205	41	20.00	17	21							
824700 - Early Vote Reporting	205	94	45.85	35	48							
825000 8250	797	125	15.68	46	61							
825000 - Absentee Reporting	797	74	9.28	20	39							
825000 - Early Vote Reporting	797	468	58.72	179	248							
825100 8251	24	6	25.00	*****					Insufficient Turnout to Protect Voter Privacy			*****
825100 - Absentee Reporting	24	6	25.00	*****					Insufficient Turnout to Protect Voter Privacy			*****
825100 - Early Vote Reporting	24	10	41.67	5	3							

R-1001-2

WASHOE COUNTY Statement of Vote
GENERAL ELECTION

November 6, 2012

NONPARTISAN DST CRT JUDGE, DEPT 9

100020

	Registration	Ballots Cast	Turnout (%)	Dunlap, Cal	Freeman, Scott N.														
825200 8252	20	2	10.00			*****	Insufficient Turnout to Protect Voter Privacy										*****		
825200 - Absentee Reporting	20	3	15.00			*****	Insufficient Turnout to Protect Voter Privacy										*****		
825200 - Early Vote Reporting	20	11	55.00	4	4														
825300 8253	247	50	20.24	14	28														
825300 - Absentee Reporting	247	19	7.69	5	11														
825300 - Early Vote Reporting	247	148	59.92	56	75														
825400 8254	1255	263	20.96	112	126														
825400 - Absentee Reporting	1255	111	8.84	38	50														
825400 - Early Vote Reporting	1255	693	55.22	302	341														
825500 8255	15	2	13.33			*****	Insufficient Turnout to Protect Voter Privacy										*****		
825500 - Absentee Reporting	15	0	0.00	0	0														
825500 - Early Vote Reporting	15	10	66.67	4	6														
825600 8256	565	124	21.95	48	67														
825600 - Absentee Reporting	565	41	7.26	13	20														
825600 - Early Vote Reporting	565	287	50.80	109	152														
825900 8259	0	0	0.00	0	0														
825900 - Absentee Reporting	0	0	0.00	0	0														
825900 - Early Vote Reporting	0	0	0.00	0	0														
826000 8260	0	0	0.00	0	0														
826000 - Absentee Reporting	0	0	0.00	0	0														
826000 - Early Vote Reporting	0	0	0.00	0	0														
826100 8261	19	5	26.32			*****	Insufficient Turnout to Protect Voter Privacy										*****		
826100 - Absentee Reporting	19	4	21.05			*****	Insufficient Turnout to Protect Voter Privacy										*****		
826100 - Early Vote Reporting	19	9	47.37			*****	Insufficient Turnout to Protect Voter Privacy										*****		
826200 8262	180	38	21.11	17	18														
826200 - Absentee Reporting	180	13	7.22	8	5														
826200 - Early Vote Reporting	180	91	50.56	41	40														
826300 8263	729	130	17.83	49	68														
826300 - Absentee Reporting	729	93	12.76	37	44														
826300 - Early Vote Reporting	729	419	57.48	146	237														
826400 8264	274	103	37.59	36	56														
826400 - Absentee Reporting	274	24	8.76	11	10														
826400 - Early Vote Reporting	274	105	38.32	48	52														
826500 8265	2	2	100.00			*****	Insufficient Turnout to Protect Voter Privacy										*****		
826500 - Absentee Reporting	2	0	0.00	0	0														
826500 - Early Vote Reporting	2	0	0.00	0	0														
826600 8266	1	0	0.00	0	0														
826600 - Absentee Reporting	1	0	0.00	0	0														
826600 - Early Vote Reporting	1	0	0.00	0	0														
826700 8267	2	0	0.00	0	0														
826700 - Absentee Reporting	2	0	0.00	0	0														
826700 - Early Vote Reporting	2	2	100.00			*****	Insufficient Turnout to Protect Voter Privacy										*****		
826800 8268	4	0	0.00	0	0														
826800 - Absentee Reporting	4	1	25.00			*****	Insufficient Turnout to Protect Voter Privacy										*****		
826800 - Early Vote Reporting	4	2	50.00			*****	Insufficient Turnout to Protect Voter Privacy										*****		
827000 8270	366	93	25.41	38	48														
827000 - Absentee Reporting	366	20	5.46	11	6														
827000 - Early Vote Reporting	366	189	51.64	71	100														
827100 8271	745	141	18.93	51	73														
827100 - Absentee Reporting	745	97	13.02	23	48														
827100 - Early Vote Reporting	745	421	56.51	175	211														
827300 8273	344	130	37.79	45	67														
827300 - Absentee Reporting	344	43	12.50	9	22														
827300 - Early Vote Reporting	344	108	31.40	54	42														
827400 8274	0	0	0.00	0	0														
827400 - Absentee Reporting	0	0	0.00	0	0														
827400 - Early Vote Reporting	0	0	0.00	0	0														
827500 8275	0	0	0.00	0	0														
827500 - Absentee Reporting	0	0	0.00	0	0														
827500 - Early Vote Reporting	0	0	0.00	0	0														

18-1054

WASHOE COUNTY Statement of Vote
GENERAL ELECTION

NONPARTISAN DST CRT JUDGE, DEPT 9

100020

	Registration	Ballots Cast	Turnout (%)	Dunlap, Cal	Freeman, Scott N.										
827600 8276	34	13	38.24	8	5										
827600 - Absentee Reporting	34	0	0.00	0	0										
827600 - Early Vote Reporting	34	12	35.29	5	6										
827700 8277	464	89	19.18	37	44										
827700 - Absentee Reporting	464	50	10.78	23	17										
827700 - Early Vote Reporting	464	259	55.82	92	149										
827800 8278	365	63	17.26	32	27										
827800 - Absentee Reporting	365	21	5.75	9	8										
827800 - Early Vote Reporting	365	243	66.58	87	121										
828100 8281	17	0	0.00	0	0										
828100 - Absentee Reporting	17	5	29.41	*****		Insufficient Turnout to Protect Voter Privacy							*****		
828100 - Early Vote Reporting	17	11	64.71	2	8										
828700 8287	2	0	0.00	0	0										
828700 - Absentee Reporting	2	0	0.00	0	0										
828700 - Early Vote Reporting	2	2	100.00	*****		Insufficient Turnout to Protect Voter Privacy							*****		
828900 8289	0	0	0.00	0	0										
828900 - Absentee Reporting	0	0	0.00	0	0										
828900 - Early Vote Reporting	0	0	0.00	0	0										
829000 8290	0	0	0.00	0	0										
829000 - Absentee Reporting	0	0	0.00	0	0										
829000 - Early Vote Reporting	0	0	0.00	0	0										
829100 8291	0	0	0.00	0	0										
829100 - Absentee Reporting	0	0	0.00	0	0										
829100 - Early Vote Reporting	0	0	0.00	0	0										
829200 8292	0	0	0.00	0	0										
829200 - Absentee Reporting	0	0	0.00	0	0										
829200 - Early Vote Reporting	0	0	0.00	0	0										
829300 8293	0	0	0.00	0	0										
829300 - Absentee Reporting	0	0	0.00	0	0										
829300 - Early Vote Reporting	0	0	0.00	0	0										
829400 8294	2	0	0.00	0	0										
829400 - Absentee Reporting	2	0	0.00	0	0										
829400 - Early Vote Reporting	2	2	100.00	*****		Insufficient Turnout to Protect Voter Privacy							*****		
829500 8295	11	2	18.18	*****		Insufficient Turnout to Protect Voter Privacy							*****		
829500 - Absentee Reporting	11	0	0.00	0	0										
829500 - Early Vote Reporting	11	5	45.45	*****		Insufficient Turnout to Protect Voter Privacy							*****		
840000 8400	0	0	0.00	0	0										
840000 - Absentee Reporting	0	0	0.00	0	0										
840000 - Early Vote Reporting	0	0	0.00	0	0										
850000 8500	65	8	12.31	*****		Insufficient Turnout to Protect Voter Privacy							*****		
850000 - Absentee Reporting	65	10	15.38	1	9										
850000 - Early Vote Reporting	65	35	53.85	11	22										
850200 8502	208	58	27.88	25	24										
850200 - Absentee Reporting	208	24	11.54	6	15										
850200 - Early Vote Reporting	208	95	45.67	40	52										
850500 8505	25	4	16.00	*****		Insufficient Turnout to Protect Voter Privacy							*****		
850500 - Absentee Reporting	25	3	12.00	*****		Insufficient Turnout to Protect Voter Privacy							*****		
850500 - Early Vote Reporting	25	11	44.00	0	8										
910100 - Absentee Reporting	0	0	0.00	0	0										
910200 - Absentee Reporting	0	0	0.00	0	0										
910300 - Absentee Reporting	0	0	0.00	0	0										
910600 - Absentee Reporting	0	0	0.00	0	0										
910700 - Absentee Reporting	0	0	0.00	0	0										
910900 - Absentee Reporting	0	0	0.00	0	0										
911400 - Absentee Reporting	0	0	0.00	0	0										
911500 - Absentee Reporting	0	0	0.00	0	0										
911600 - Absentee Reporting	0	0	0.00	0	0										
911700 - Absentee Reporting	0	0	0.00	0	0										
911800 - Absentee Reporting	0	0	0.00	0	0										
912000 - Absentee Reporting	0	0	0.00	0	0										

101-1057

WASHOE COUNTY Statement of Vote
GENERAL ELECTION

100020	NONPARTISAN DST CRT JUDGE, DEPT 9													
	Registration	Ballots Cast	Turnout (%)		Dunlap, Cal	Freeman, Scott N.								
912100 - Absentee Reporting	0	0	0.00		0	0								
912200 - Absentee Reporting	0	0	0.00		0	0								
912300 - Absentee Reporting	0	0	0.00		0	0								
912400 - Absentee Reporting	0	0	0.00		0	0								
912500 - Absentee Reporting	0	0	0.00		0	0								
912600 - Absentee Reporting	0	0	0.00		0	0								
912800 - Absentee Reporting	0	0	0.00		0	0								
912900 - Absentee Reporting	0	0	0.00		0	0								
920200 - Absentee Reporting	0	0	0.00		0	0								
920500 - Absentee Reporting	0	0	0.00		0	0								
920700 - Absentee Reporting	0	0	0.00		0	0								
920800 - Absentee Reporting	0	0	0.00		0	0								
921000 - Absentee Reporting	0	0	0.00		0	0								
921100 - Absentee Reporting	0	0	0.00		0	0								
921200 - Absentee Reporting	0	0	0.00		0	0								
921400 - Absentee Reporting	0	0	0.00		0	0								
921500 - Absentee Reporting	0	0	0.00		0	0								
921800 - Absentee Reporting	0	0	0.00		0	0								
922100 - Absentee Reporting	0	0	0.00		0	0								
922200 - Absentee Reporting	0	0	0.00		0	0								
922300 - Absentee Reporting	0	0	0.00		0	0								
922400 - Absentee Reporting	0	0	0.00		0	0								
922700 - Absentee Reporting	0	0	0.00		0	0								
922800 - Absentee Reporting	0	0	0.00		0	0								
922900 - Absentee Reporting	0	0	0.00		0	0								
923000 - Absentee Reporting	0	0	0.00		0	0								
923100 - Absentee Reporting	0	0	0.00		0	0								
923200 - Absentee Reporting	0	0	0.00		0	0								
923300 - Absentee Reporting	0	0	0.00		0	0								
923400 - Absentee Reporting	0	0	0.00		0	0								
923500 - Absentee Reporting	0	0	0.00		0	0								
923600 - Absentee Reporting	0	0	0.00		0	0								
923700 - Absentee Reporting	0	0	0.00		0	0								
923900 - Absentee Reporting	0	0	0.00		0	0								
924000 - Absentee Reporting	0	0	0.00		0	0								
924300 - Absentee Reporting	0	0	0.00		0	0								
924400 - Absentee Reporting	0	0	0.00		0	0								
924500 - Absentee Reporting	0	0	0.00		0	0								
924600 - Absentee Reporting	0	0	0.00		0	0								
924700 - Absentee Reporting	0	0	0.00		0	0								
924800 - Absentee Reporting	0	0	0.00		0	0								
924900 - Absentee Reporting	0	0	0.00		0	0								
925100 - Absentee Reporting	0	0	0.00		0	0								
930300 - Absentee Reporting	0	0	0.00		0	0								
930400 - Absentee Reporting	0	0	0.00		0	0								
930700 - Absentee Reporting	0	0	0.00		0	0								
930800 - Absentee Reporting	0	0	0.00		0	0								
930900 - Absentee Reporting	0	0	0.00		0	0								
931000 - Absentee Reporting	0	0	0.00		0	0								
931100 - Absentee Reporting	0	0	0.00		0	0								
931200 - Absentee Reporting	0	0	0.00		0	0								
940000 - Absentee Reporting	0	0	0.00		0	0								
940800 - Absentee Reporting	0	0	0.00		0	0								
941500 - Absentee Reporting	0	0	0.00		0	0								
941700 - Absentee Reporting	0	0	0.00		0	0								
941900 - Absentee Reporting	0	0	0.00		0	0								
942000 - Absentee Reporting	0	0	0.00		0	0								
942200 - Absentee Reporting	0	0	0.00		0	0								
942400 - Absentee Reporting	0	0	0.00		0	0								
942500 - Absentee Reporting	0	0	0.00		0	0								

1001-01

WASHOE COUNTY Statement of Vote
GENERAL ELECTION

100020	NONPARTISAN DST CRT JUDGE, DEPT 9														
	Registration	Ballots Cast	Turnout (%)		Dunlap, Cal	Freeman, Scott N.									157
950100 - Absentee Reporting	0	0	0.00		0	0									
950700 - Absentee Reporting	0	0	0.00		0	0									
951200 - Absentee Reporting	0	0	0.00		0	0									
951300 - Absentee Reporting	0	0	0.00		0	0									
951600 - Absentee Reporting	0	0	0.00		0	0									
951900 - Absentee Reporting	0	0	0.00		0	0									
952000 - Absentee Reporting	0	0	0.00		0	0									
952100 - Absentee Reporting	0	0	0.00		0	0									
952300 - Absentee Reporting	0	0	0.00		0	0									
952600 - Absentee Reporting	0	0	0.00		0	0									
952700 - Absentee Reporting	0	0	0.00		0	0									
953000 - Absentee Reporting	0	0	0.00		0	0									
953200 - Absentee Reporting	0	0	0.00		0	0									
953300 - Absentee Reporting	0	0	0.00		0	0									
953500 - Absentee Reporting	0	0	0.00		0	0									
953700 - Absentee Reporting	0	0	0.00		0	0									
953800 - Absentee Reporting	0	0	0.00		0	0									
954000 - Absentee Reporting	0	0	0.00		0	0									
954100 - Absentee Reporting	0	0	0.00		0	0									
954200 - Absentee Reporting	0	0	0.00		0	0									
954300 - Absentee Reporting	0	0	0.00		0	0									
954400 - Absentee Reporting	0	0	0.00		0	0									
954500 - Absentee Reporting	0	0	0.00		0	0									
954600 - Absentee Reporting	0	0	0.00		0	0									
954700 - Absentee Reporting	0	0	0.00		0	0									
954800 - Absentee Reporting	0	0	0.00		0	0									
954900 - Absentee Reporting	0	0	0.00		0	0									
955000 - Absentee Reporting	0	0	0.00		0	0									
955100 - Absentee Reporting	0	0	0.00		0	0									
955200 - Absentee Reporting	0	0	0.00		0	0									
955300 - Absentee Reporting	0	0	0.00		0	0									
955400 - Absentee Reporting	0	0	0.00		0	0									
955500 - Absentee Reporting	0	0	0.00		0	0									
955600 - Absentee Reporting	0	0	0.00		0	0									
955700 - Absentee Reporting	0	0	0.00		0	0									
Precinct Totals	240971	55610	23.08		24233	24943									
Absentee Reporting Totals	240971	20379	8.46		7002	9429									
Early Vote Reporting Totals	240971	111189	46.14		46367	53219									
Grand Totals	240971	187178	77.68		77602	87591									
UNITED STATES SENATOR	240971	187178	77.68		77602	87591									
DISTRICT 2	240971	187178	77.68		77602	87591									
Senate District 13	60665	43051	70.97		18232	19430									
Senate District 15	77423	61163	79.00		25718	28441									
24TH	30746	20581	66.94		8519	9049									
25TH	42720	35013	81.96		14423	16546									
26TH	43515	35407	81.37		13154	17166									
27TH	34703	26150	75.35		11295	11895									
30TH	29919	22470	75.10		9713	10381									
31ST	36540	29172	79.84		12722	13694									
32ND	16183	12836	79.32		5452	6186									
40TH	6645	5549	83.51		2324	2674									
1	56543	45053	79.68		17913	21107									
4	51687	41841	80.95		18099	19750									
RENO	124098	93640	75.46		38757	42833									
RENO-VERDI	163310	126384	77.39		52216	58867									
GERLACH-WADSWORTH	968	647	66.84		234	342									

18-1037

November 6, 2012

100021		NONPARTISAN STATE BD. OF EDUCATION DIST. 2											
	Registration	Ballots Cast	Turnout (%)		Clontz, Donna	Cook, Dave							
100000 1000	596	181	30.37		82	63							
100000 - Absentee Reporting	596	33	5.54		10	9							
100000 - Early Vote Reporting	596	301	50.50		151	97							
100200 1002	921	239	25.95		92	87							
100200 - Absentee Reporting	921	75	8.14		34	19							
100200 - Early Vote Reporting	921	257	27.90		125	91							
100300 1003	1404	360	25.64		159	125							
100300 - Absentee Reporting	1404	99	7.05		39	29							
100300 - Early Vote Reporting	1404	630	44.87		304	201							
100500 1005	0	0	0.00		0	0							
100500 - Absentee Reporting	0	0	0.00		0	0							
100500 - Early Vote Reporting	0	0	0.00		0	0							
100600 1006	393	96	24.43		32	37							
100600 - Absentee Reporting	393	49	12.47		20	12							
100600 - Early Vote Reporting	393	171	43.51		79	53							
100700 1007	1309	183	13.98		60	70							
100700 - Absentee Reporting	1309	122	9.32		44	44							
100700 - Early Vote Reporting	1309	793	60.58		307	321							
100800 1008	193	40	20.73		8	18							
100800 - Absentee Reporting	193	19	9.84		8	4							
100800 - Early Vote Reporting	193	83	43.01		44	22							
101000 1010	1197	287	23.98		108	119							
101000 - Absentee Reporting	1197	111	9.27		41	36							
101000 - Early Vote Reporting	1197	634	52.97		298	231							
101100 1011	1068	164	15.36		54	77							
101100 - Absentee Reporting	1068	53	4.96		19	17							
101100 - Early Vote Reporting	1068	417	39.04		174	154							
101200 1012	310	77	24.84		33	28							
101200 - Absentee Reporting	310	23	7.42		9	5							
101200 - Early Vote Reporting	310	119	38.39		48	45							
101400 1014	1198	254	21.20		91	104							
101400 - Absentee Reporting	1198	133	11.10		49	53							
101400 - Early Vote Reporting	1198	626	52.25		304	194							
101500 1015	52	11	21.15		4	2							
101500 - Absentee Reporting	52	6	11.54		*****	*****							
101500 - Early Vote Reporting	52	15	28.85		5	5							
101600 1016	1072	300	27.99		124	102							
101600 - Absentee Reporting	1072	71	6.62		23	22							
101600 - Early Vote Reporting	1072	350	32.65		168	104							
101800 1018	1024	278	27.15		94	109							
101800 - Absentee Reporting	1024	54	5.27		20	19							
101800 - Early Vote Reporting	1024	355	34.67		158	106							
102000 1020	1109	204	18.39		67	92							
102000 - Absentee Reporting	1109	119	10.73		40	37							
102000 - Early Vote Reporting	1109	655	59.06		291	263							
102100 1021	0	0	0.00		0	0							
102100 - Absentee Reporting	0	0	0.00		0	0							
102100 - Early Vote Reporting	0	0	0.00		0	0							
102200 1022	919	145	15.78		48	59							
102200 - Absentee Reporting	919	81	8.81		21	39							
102200 - Early Vote Reporting	919	583	63.44		259	211							
102300 1023	659	85	12.90		29	40							
102300 - Absentee Reporting	659	95	14.42		28	33							
102300 - Early Vote Reporting	659	406	61.61		174	156							
102400 1024	1365	220	16.12		70	98							
102400 - Absentee Reporting	1365	137	10.04		59	45							
102400 - Early Vote Reporting	1365	849	62.20		337	369							
102600 1026	767	150	19.56		50	67							
102600 - Absentee Reporting	767	74	9.65		29	26							
102600 - Early Vote Reporting	767	446	58.15		203	164							

12-10-12

November 6, 2012

100021		NONPARTISAN STATE BD. OF EDUCATION DIST. 2													
	Registration	Ballots Cast	Turnout (%)		Clontz, Donna	Cook, Dave									
102700 1027	392	66	16.84		17	27									
102700 - Absentee Reporting	392	60	15.31		21	16									
102700 - Early Vote Reporting	392	210	53.57		107	59									
102900 1029	1360	267	19.63		98	117									
102900 - Absentee Reporting	1360	121	8.90		52	35									
102900 - Early Vote Reporting	1360	777	57.13		344	293									
103100 1031	731	170	23.26		54	73									
103100 - Absentee Reporting	731	76	10.40		23	30									
103100 - Early Vote Reporting	731	394	53.90		185	144									
103200 1032	581	151	25.99		42	69									
103200 - Absentee Reporting	581	60	10.33		14	28									
103200 - Early Vote Reporting	581	297	51.12		148	105									
103300 1033	1012	235	23.22		78	110									
103300 - Absentee Reporting	1012	115	11.36		42	34									
103300 - Early Vote Reporting	1012	506	50.00		251	158									
103500 1035	490	155	31.63		65	52									
103500 - Absentee Reporting	490	21	4.29		12	3									
103500 - Early Vote Reporting	490	214	43.67		123	54									
103600 1036	619	131	21.16		57	43									
103600 - Absentee Reporting	619	46	7.43		17	17									
103600 - Early Vote Reporting	619	305	49.27		142	96									
103800 1038	465	134	28.82		54	54									
103800 - Absentee Reporting	465	39	8.39		19	8									
103800 - Early Vote Reporting	465	253	54.41		113	99									
103900 1039	690	104	15.07		37	48									
103900 - Absentee Reporting	690	56	8.12		20	24									
103900 - Early Vote Reporting	690	188	27.25		85	60									
104000 1040	1	0	0.00		0	0									
104000 - Absentee Reporting	1	0	0.00		0	0									
104000 - Early Vote Reporting	1	0	0.00		0	0									
104300 1043	869	169	19.45		71	71									
104300 - Absentee Reporting	869	70	8.06		26	21									
104300 - Early Vote Reporting	869	353	40.62		164	128									
104400 1044	1180	252	21.36		92	94									
104400 - Absentee Reporting	1180	85	7.20		35	26									
104400 - Early Vote Reporting	1180	528	44.75		210	220									
104500 1045	606	137	22.61		35	57									
104500 - Absentee Reporting	606	70	11.55		30	19									
104500 - Early Vote Reporting	606	200	33.00		83	61									
104600 1046	96	23	23.96		4	14									
104600 - Absentee Reporting	96	14	14.58		3	10									
104600 - Early Vote Reporting	96	42	43.75		19	14									
104700 1047	315	54	17.14		8	29									
104700 - Absentee Reporting	315	46	14.60		12	19									
104700 - Early Vote Reporting	315	190	60.32		56	103									
104900 1049	1	0	0.00		0	0									
104900 - Absentee Reporting	1	0	0.00		0	0									
104900 - Early Vote Reporting	1	0	0.00		0	0									
105000 1050	0	0	0.00		0	0									
105000 - Absentee Reporting	0	0	0.00		0	0									
105000 - Early Vote Reporting	0	0	0.00		0	0									
105100 1051	1	0	0.00		0	0									
105100 - Absentee Reporting	1	0	0.00		0	0									
105100 - Early Vote Reporting	1	0	0.00		0	0									
105300 1053	414	74	17.87		19	34									
105300 - Absentee Reporting	414	29	7.00		11	10									
105300 - Early Vote Reporting	414	246	59.42		103	85									
105500 1055	1077	227	21.08		98	83									
105500 - Absentee Reporting	1077	78	7.24		30	31									
105500 - Early Vote Reporting	1077	542	50.32		252	193									

10-10-12

100021		NONPARTISAN STATE BD. OF EDUCATION DIST. 2												
		Registration	Ballots Cast	Turnout (%)		Clontz, Donna	Cook, Dave							
105600	1056	974	207	21.25		85	86							
	Absentee Reporting	974	71	7.29		35	11							
	Early Vote Reporting	974	502	51.54		229	198							
105700	1057	1282	295	23.01		125	114							
	Absentee Reporting	1282	82	6.40		24	29							
	Early Vote Reporting	1282	582	45.40		238	210							
105800	1058	2	0	0.00		0	0							
	Absentee Reporting	2	2	100.00		*****								
	Early Vote Reporting	2	0	0.00		0	0							
105900	1059	0	0	0.00		0	0							
	Absentee Reporting	0	0	0.00		0	0							
	Early Vote Reporting	0	0	0.00		0	0							
106100	1061	0	0	0.00		0	0							
	Absentee Reporting	0	0	0.00		0	0							
	Early Vote Reporting	0	0	0.00		0	0							
200000	2000	407	89	21.87		32	39							
	Absentee Reporting	407	28	6.88		9	13							
	Early Vote Reporting	407	231	56.76		115	77							
200200	2002	0	0	0.00		0	0							
	Absentee Reporting	0	0	0.00		0	0							
	Early Vote Reporting	0	0	0.00		0	0							
200400	2004	877	138	15.74		56	57							
	Absentee Reporting	877	59	6.73		24	20							
	Early Vote Reporting	877	311	35.46		124	113							
200600	2006	909	231	25.41		95	94							
	Absentee Reporting	909	106	11.66		43	38							
	Early Vote Reporting	909	456	50.17		209	182							
200700	2007	72	9	12.50		*****								
	Absentee Reporting	72	5	6.94		*****								
	Early Vote Reporting	72	32	44.44		20	10							
200900	2009	335	42	12.54		18	19							
	Absentee Reporting	335	23	6.87		11	5							
	Early Vote Reporting	335	117	34.93		45	54							
201000	2010	228	94	41.23		29	41							
	Absentee Reporting	228	34	14.91		7	9							
	Early Vote Reporting	228	39	17.11		17	17							
201300	2013	376	72	19.15		25	38							
	Absentee Reporting	376	53	14.10		16	15							
	Early Vote Reporting	376	187	49.73		66	85							
201600	2016	462	124	26.84		43	58							
	Absentee Reporting	462	74	16.02		19	36							
	Early Vote Reporting	462	200	43.29		80	94							
201700	2017	728	131	17.99		48	57							
	Absentee Reporting	728	80	10.99		27	24							
	Early Vote Reporting	728	321	44.09		113	159							
201800	2018	1262	253	20.05		112	95							
	Absentee Reporting	1262	78	6.18		26	26							
	Early Vote Reporting	1262	638	50.55		246	287							
201900	2019	404	92	22.77		22	47							
	Absentee Reporting	404	43	10.64		12	13							
	Early Vote Reporting	404	217	53.71		64	108							
202000	2020	427	78	18.27		30	31							
	Absentee Reporting	427	22	5.15		9	9							
	Early Vote Reporting	427	158	37.00		70	61							
202100	2021	596	108	18.12		32	55							
	Absentee Reporting	596	57	9.56		17	22							
	Early Vote Reporting	596	329	55.20		122	146							
202200	2022	553	84	15.19		30	41							
	Absentee Reporting	553	56	10.13		17	20							
	Early Vote Reporting	553	320	57.87		106	149							

***** Insufficient Turnout to Protect Voter Privacy *****

***** Insufficient Turnout to Protect Voter Privacy *****
***** Insufficient Turnout to Protect Voter Privacy *****

12-1057

WASHOE COUNTY Statement of Vote
GENERAL ELECTION

NONPARTISAN STATE BD. OF EDUCATION DIST. 2													
100021													
	Registration	Ballots Cast	Turnout (%)		Clontz, Dorina	Cook, Dave							
202300 2023	1059	242	22.85		82	108							
202300 - Absentee Reporting	1059	53	5.00		26	13							
202300 - Early Vote Reporting	1059	454	42.87		179	170							
202500 2025	479	66	13.78		18	35							
202500 - Absentee Reporting	479	74	15.45		30	25							
202500 - Early Vote Reporting	479	269	56.16		133	98							
202600 2026	330	82	24.85		32	28							
202600 - Absentee Reporting	330	26	7.88		4	13							
202600 - Early Vote Reporting	330	151	45.76		57	51							
202700 2027	550	91	16.55		35	35							
202700 - Absentee Reporting	550	74	13.45		18	31							
202700 - Early Vote Reporting	550	313	56.91		138	120							
202800 2028	822	163	19.83		46	79							
202800 - Absentee Reporting	822	109	13.26		27	33							
202800 - Early Vote Reporting	822	438	53.28		156	189							
202900 2029	646	111	17.18		32	53							
202900 - Absentee Reporting	646	76	11.76		25	33							
202900 - Early Vote Reporting	646	326	50.46		140	120							
203000 2030	576	124	21.53		40	61							
203000 - Absentee Reporting	576	52	9.03		16	25							
203000 - Early Vote Reporting	576	302	52.43		113	120							
203100 2031	1015	178	17.54		51	88							
203100 - Absentee Reporting	1015	138	13.60		49	59							
203100 - Early Vote Reporting	1015	562	55.37		214	253							
203200 2032	933	248	26.58		96	91							
203200 - Absentee Reporting	933	45	4.82		18	13							
203200 - Early Vote Reporting	933	342	36.66		144	131							
203300 2033	848	161	18.99		55	70							
203300 - Absentee Reporting	848	61	7.19		20	27							
203300 - Early Vote Reporting	848	489	57.67		186	214							
203400 2034	479	70	14.61		14	36							
203400 - Absentee Reporting	479	60	12.53		11	31							
203400 - Early Vote Reporting	479	286	59.71		93	144							
203500 2035	797	145	18.19		39	78							
203500 - Absentee Reporting	797	108	13.55		40	40							
203500 - Early Vote Reporting	797	403	50.56		127	180							
203600 2036	905	163	18.01		53	69							
203600 - Absentee Reporting	905	100	11.05		41	37							
203600 - Early Vote Reporting	905	490	54.14		202	209							
203700 2037	295	46	15.59		12	22							
203700 - Absentee Reporting	295	51	17.29		13	25							
203700 - Early Vote Reporting	295	166	56.27		55	88							
203900 2039	622	133	21.38		54	49							
203900 - Absentee Reporting	622	51	8.20		23	19							
203900 - Early Vote Reporting	622	223	35.85		90	82							
204000 2040	473	76	16.07		21	38							
204000 - Absentee Reporting	473	49	10.36		19	14							
204000 - Early Vote Reporting	473	253	53.49		110	101							
204100 2041	718	193	26.88		56	91							
204100 - Absentee Reporting	718	53	7.38		21	14							
204100 - Early Vote Reporting	718	349	48.61		126	167							
204200 2042	1173	285	24.30		90	128							
204200 - Absentee Reporting	1173	58	4.94		31	18							
204200 - Early Vote Reporting	1173	580	49.45		222	263							
204300 2043	2	0	0.00		0	0							
204300 - Absentee Reporting	2	0	0.00		0	0							
204300 - Early Vote Reporting	2	1	50.00		*****	*****							
204400 2044	13	5	38.46		*****	*****							
204400 - Absentee Reporting	13	2	15.38		*****	*****							
204400 - Early Vote Reporting	13	2	15.38		*****	*****							

18-1037

Insufficient Turnout to Protect Voter Privacy

Insufficient Turnout to Protect Voter Privacy

Insufficient Turnout to Protect Voter Privacy

November 6, 2012

100021		NONPARTISAN STATE BD. OF EDUCATION DIST. 2										
	Registration	Ballots Cast	Turnout (%)	Clontz, Donna	Cook, Dave							
204500 2045	0	0	0.00	0	0							
204500 - Absentee Reporting	0	0	0.00	0	0							
204500 - Early Vote Reporting	0	0	0.00	0	0							
204600 2046	3	3	100.00									
204600 - Absentee Reporting	3	0	0.00	0	0							
204600 - Early Vote Reporting	3	0	0.00	0	0							
204700 2047	1242	325	26.17	116	142							
204700 - Absentee Reporting	1242	68	5.48	26	23							
204700 - Early Vote Reporting	1242	663	53.38	247	276							
204800 2048	0	0	0.00	0	0							
204800 - Absentee Reporting	0	0	0.00	0	0							
204800 - Early Vote Reporting	0	0	0.00	0	0							
204900 2049	832	149	17.91	62	58							
204900 - Absentee Reporting	832	71	8.53	19	29							
204900 - Early Vote Reporting	832	356	42.79	165	116							
205000 2050	588	129	21.94	38	71							
205000 - Absentee Reporting	588	79	13.44	25	30							
205000 - Early Vote Reporting	588	309	52.55	130	121							
205100 2051	0	0	0.00	0	0							
205100 - Absentee Reporting	0	0	0.00	0	0							
205100 - Early Vote Reporting	0	0	0.00	0	0							
205300 2053	0	0	0.00	0	0							
205300 - Absentee Reporting	0	0	0.00	0	0							
205300 - Early Vote Reporting	0	0	0.00	0	0							
205400 2054	0	0	0.00	0	0							
205400 - Absentee Reporting	0	0	0.00	0	0							
205400 - Early Vote Reporting	0	0	0.00	0	0							
205500 2055	953	241	25.29	91	95							
205500 - Absentee Reporting	953	61	6.40	19	24							
205500 - Early Vote Reporting	953	519	54.46	170	232							
205700 2057	1	0	0.00	0	0							
205700 - Absentee Reporting	1	0	0.00	0	0							
205700 - Early Vote Reporting	1	0	0.00	0	0							
205800 2058	1446	405	28.01	120	187							
205800 - Absentee Reporting	1446	116	8.02	32	39							
205800 - Early Vote Reporting	1446	699	48.34	240	309							
205900 2059	225	46	20.44	20	16							
205900 - Absentee Reporting	225	25	11.11	9	8							
205900 - Early Vote Reporting	225	119	52.89	44	52							
206000 2060	0	0	0.00	0	0							
206000 - Absentee Reporting	0	0	0.00	0	0							
206000 - Early Vote Reporting	0	0	0.00	0	0							
206100 2061	0	0	0.00	0	0							
206100 - Absentee Reporting	0	0	0.00	0	0							
206100 - Early Vote Reporting	0	0	0.00	0	0							
206200 2062	0	0	0.00	0	0							
206200 - Absentee Reporting	0	0	0.00	0	0							
206200 - Early Vote Reporting	0	0	0.00	0	0							
206300 2063	4	0	0.00									
206300 - Absentee Reporting	4	1	25.00	*****								
206300 - Early Vote Reporting	4	3	75.00	*****								
206400 2064	0	0	0.00	0	0							
206400 - Absentee Reporting	0	0	0.00	0	0							
206400 - Early Vote Reporting	0	0	0.00	0	0							
206500 2065	4	3	75.00	*****								
206500 - Absentee Reporting	4	0	0.00	0	0							
206500 - Early Vote Reporting	4	0	0.00	0	0							
206600 2066	0	0	0.00	0	0							
206600 - Absentee Reporting	0	0	0.00	0	0							
206600 - Early Vote Reporting	0	0	0.00	0	0							

***** Insufficient Turnout to Protect Voter Privacy *****

***** Insufficient Turnout to Protect Voter Privacy *****
***** Insufficient Turnout to Protect Voter Privacy *****

***** Insufficient Turnout to Protect Voter Privacy *****

10-1-12

100021

NONPARTISAN STATE BD. OF EDUCATION DIST. 2

	Registration	Ballots Cast	Turnout (%)	Clontz, Donna	Cook, Dave										
206700 2067	0	0	0.00	0	0										
206700 - Absentee Reporting	0	0	0.00	0	0										
206700 - Early Vote Reporting	0	0	0.00	0	0										
206800 2068	6	3	50.00			*****	Insufficient Turnout to Protect Voter Privacy							*****	
206800 - Absentee Reporting	6	1	16.67			*****	Insufficient Turnout to Protect Voter Privacy							*****	
206800 - Early Vote Reporting	6	1	16.67			*****	Insufficient Turnout to Protect Voter Privacy							*****	
206900 2069	2	2	100.00			*****	Insufficient Turnout to Protect Voter Privacy							*****	
206900 - Absentee Reporting	2	0	0.00	0	0										
206900 - Early Vote Reporting	2	0	0.00	0	0										
207000 2070	0	0	0.00	0	0										
207000 - Absentee Reporting	0	0	0.00	0	0										
207000 - Early Vote Reporting	0	0	0.00	0	0										
207200 2072	3	0	0.00	0	0										
207200 - Absentee Reporting	3	0	0.00	0	0										
207200 - Early Vote Reporting	3	3	100.00			*****	Insufficient Turnout to Protect Voter Privacy							*****	
207300 2073	2	0	0.00	0	0										
207300 - Absentee Reporting	2	1	50.00			*****	Insufficient Turnout to Protect Voter Privacy							*****	
207300 - Early Vote Reporting	2	1	50.00			*****	Insufficient Turnout to Protect Voter Privacy							*****	
207400 2074	0	0	0.00	0	0										
207400 - Absentee Reporting	0	0	0.00	0	0										
207400 - Early Vote Reporting	0	0	0.00	0	0										
207500 2075	28	7	25.00			*****	Insufficient Turnout to Protect Voter Privacy							*****	
207500 - Absentee Reporting	28	0	0.00	0	0										
207500 - Early Vote Reporting	28	19	67.86	8	9										
207600 2076	2	0	0.00	0	0										
207600 - Absentee Reporting	2	2	100.00			*****	Insufficient Turnout to Protect Voter Privacy							*****	
207600 - Early Vote Reporting	2	0	0.00	0	0										
207700 2077	2	1	50.00			*****	Insufficient Turnout to Protect Voter Privacy							*****	
207700 - Absentee Reporting	2	0	0.00	0	0										
207700 - Early Vote Reporting	2	1	50.00			*****	Insufficient Turnout to Protect Voter Privacy							*****	
207800 2078	0	0	0.00	0	0										
207800 - Absentee Reporting	0	0	0.00	0	0										
207800 - Early Vote Reporting	0	0	0.00	0	0										
207900 2079	2	0	0.00	0	0										
207900 - Absentee Reporting	2	0	0.00	0	0										
207900 - Early Vote Reporting	2	2	100.00			*****	Insufficient Turnout to Protect Voter Privacy							*****	
208000 2080	962	212	22.04	78	87										
208000 - Absentee Reporting	962	90	9.36	33	30										
208000 - Early Vote Reporting	962	434	45.11	166	173										
300100 3001	546	88	16.12	39	31										
300100 - Absentee Reporting	546	55	10.07	24	19										
300100 - Early Vote Reporting	546	184	33.70	77	73										
300200 3002	12	1	8.33			*****	Insufficient Turnout to Protect Voter Privacy							*****	
300200 - Absentee Reporting	12	3	25.00			*****	Insufficient Turnout to Protect Voter Privacy							*****	
300200 - Early Vote Reporting	12	5	41.67			*****	Insufficient Turnout to Protect Voter Privacy							*****	
300300 3003	3	0	0.00	0	0										
300300 - Absentee Reporting	3	3	100.00			*****	Insufficient Turnout to Protect Voter Privacy							*****	
300300 - Early Vote Reporting	3	0	0.00	0	0										
300400 3004	608	182	29.93	63	98										
300400 - Absentee Reporting	608	50	8.22	16	16										
300400 - Early Vote Reporting	608	235	38.65	113	90										
300500 3005	85	15	17.65	6	4										
300500 - Absentee Reporting	85	7	8.24			*****	Insufficient Turnout to Protect Voter Privacy							*****	
300500 - Early Vote Reporting	85	23	27.06	10	10										
300600 3006	66	6	9.09			*****	Insufficient Turnout to Protect Voter Privacy							*****	
300600 - Absentee Reporting	66	12	18.18	2	9										
300600 - Early Vote Reporting	66	37	56.06	15	12										
300700 3007	1087	237	21.80	82	101										
300700 - Absentee Reporting	1087	67	6.16	18	28										
300700 - Early Vote Reporting	1087	477	43.88	218	167										

10-1-07

November 6, 2012

100021		NONPARTISAN STATE BD. OF EDUCATION DIST. 2												
		Registration	Ballots Cast	Turnout (%)		Clontz, Donna	Cook, Dave							
300800 3008		584	95	16.27		39	37							
300800 - Absentee Reporting		584	46	7.88		20	22							
300800 - Early Vote Reporting		584	197	33.73		82	80							
300900 3009		1308	267	20.41		93	113							
300900 - Absentee Reporting		1308	96	7.34		35	34							
300900 - Early Vote Reporting		1308	459	35.09		208	156							
301000 3010		1181	232	19.64		90	96							
301000 - Absentee Reporting		1181	90	7.62		34	30							
301000 - Early Vote Reporting		1181	466	39.46		212	164							
301100 3011		369	67	18.16		19	31							
301100 - Absentee Reporting		369	26	7.05		11	8							
301100 - Early Vote Reporting		369	116	31.44		62	28							
301200 3012		1026	209	20.37		83	78							
301200 - Absentee Reporting		1026	61	5.95		27	23							
301200 - Early Vote Reporting		1026	384	37.43		188	126							
301300 3013		7	0	0.00		0	0							
301300 - Absentee Reporting		7	3	42.86		*****								
301300 - Early Vote Reporting		7	2	28.57		*****								
301400 3014		83	18	21.69		6	8							
301400 - Absentee Reporting		83	8	9.64		*****								
301400 - Early Vote Reporting		83	35	42.17		18	41							
301500 3015		53	6	11.32		*****								
301500 - Absentee Reporting		53	0	0.00		0	0							
301500 - Early Vote Reporting		53	8	15.09		*****								
301600 3016		1155	307	26.58		129	126							
301600 - Absentee Reporting		1155	74	6.41		31	24							
301600 - Early Vote Reporting		1155	460	39.83		203	180							
301700 3017		1005	221	21.99		112	78							
301700 - Absentee Reporting		1005	92	9.15		45	30							
301700 - Early Vote Reporting		1005	402	40.00		176	145							
301800 3018		1000	211	21.10		80	103							
301800 - Absentee Reporting		1000	47	4.70		25	16							
301800 - Early Vote Reporting		1000	415	41.50		191	150							
301900 3019		713	111	15.57		46	39							
301900 - Absentee Reporting		713	40	5.61		19	12							
301900 - Early Vote Reporting		713	313	43.90		129	121							
302000 3020		582	106	18.21		39	43							
302000 - Absentee Reporting		582	28	4.81		9	9							
302000 - Early Vote Reporting		582	240	41.24		115	86							
302100 3021		14	3	21.43		*****								
302100 - Absentee Reporting		14	2	14.29		*****								
302100 - Early Vote Reporting		14	7	50.00		*****								
302200 3022		979	222	22.68		82	100							
302200 - Absentee Reporting		979	56	5.72		19	23							
302200 - Early Vote Reporting		979	486	49.64		197	215							
302300 3023		441	130	29.48		54	61							
302300 - Absentee Reporting		441	26	5.90		10	9							
302300 - Early Vote Reporting		441	141	31.97		69	53							
302400 3024		1105	172	15.57		71	75							
302400 - Absentee Reporting		1105	64	5.79		18	32							
302400 - Early Vote Reporting		1105	636	57.56		258	289							
302500 3025		5	0	0.00		0	0							
302500 - Absentee Reporting		5	0	0.00		0	0							
302500 - Early Vote Reporting		5	5	100.00		*****								
302600 3026		1303	205	15.73		72	92							
302600 - Absentee Reporting		1303	134	10.28		54	49							
302600 - Early Vote Reporting		1303	661	50.73		279	274							
302700 3027		12	3	25.00		*****								
302700 - Absentee Reporting		12	2	16.67		*****								
302700 - Early Vote Reporting		12	5	41.67		*****								

Insufficient Turnout to Protect Voter Privacy *****
 Insufficient Turnout to Protect Voter Privacy *****
 Insufficient Turnout to Protect Voter Privacy *****
 Insufficient Turnout to Protect Voter Privacy *****
 Insufficient Turnout to Protect Voter Privacy *****
 Insufficient Turnout to Protect Voter Privacy *****
 Insufficient Turnout to Protect Voter Privacy *****
 Insufficient Turnout to Protect Voter Privacy *****
 Insufficient Turnout to Protect Voter Privacy *****
 Insufficient Turnout to Protect Voter Privacy *****
 Insufficient Turnout to Protect Voter Privacy *****
 Insufficient Turnout to Protect Voter Privacy *****
 Insufficient Turnout to Protect Voter Privacy *****
 Insufficient Turnout to Protect Voter Privacy *****
 Insufficient Turnout to Protect Voter Privacy *****
 Insufficient Turnout to Protect Voter Privacy *****
 Insufficient Turnout to Protect Voter Privacy *****
 Insufficient Turnout to Protect Voter Privacy *****
 Insufficient Turnout to Protect Voter Privacy *****
 Insufficient Turnout to Protect Voter Privacy *****
 Insufficient Turnout to Protect Voter Privacy *****
 Insufficient Turnout to Protect Voter Privacy *****
 Insufficient Turnout to Protect Voter Privacy *****
 Insufficient Turnout to Protect Voter Privacy *****
 Insufficient Turnout to Protect Voter Privacy *****
 Insufficient Turnout to Protect Voter Privacy *****
 Insufficient Turnout to Protect Voter Privacy *****

12-10-12

November 6, 2012

NONPARTISAN STATE BD. OF EDUCATION DIST. 2

100021

	Registration	Ballots Cast	Turnout (%)	Clontz, Donna	Cook, Dave													
302800 3028	298	82	27.52	44	30													
302800 - Absentee Reporting	298	8	2.68	*****														
302800 - Early Vote Reporting	298	119	39.93	62	38													
302900 3029	339	38	11.21	17	16													
302900 - Absentee Reporting	339	25	7.37	11	9													
302900 - Early Vote Reporting	339	204	60.18	76	106													
303000 3030	577	116	20.10	44	55													
303000 - Absentee Reporting	577	47	8.15	14	21													
303000 - Early Vote Reporting	577	294	50.95	138	118													
303100 3031	583	89	15.27	38	41													
303100 - Absentee Reporting	583	14	2.40	7	2													
303100 - Early Vote Reporting	583	262	44.94	108	119													
303200 3032	706	103	14.59	34	47													
303200 - Absentee Reporting	706	61	8.64	17	23													
303200 - Early Vote Reporting	706	427	60.48	171	193													
303300 3033	188	33	17.55	11	15													
303300 - Absentee Reporting	188	8	4.26	*****														
303300 - Early Vote Reporting	188	73	38.83	31	35													
303400 3034	0	0	0.00	0	0													
303400 - Absentee Reporting	0	0	0.00	0	0													
303400 - Early Vote Reporting	0	1	0.00	*****														
303500 3035	0	0	0.00	0	0													
303500 - Absentee Reporting	0	0	0.00	0	0													
303500 - Early Vote Reporting	0	0	0.00	0	0													
303600 3036	246	58	23.58	26	23													
303600 - Absentee Reporting	246	13	5.28	3	7													
303600 - Early Vote Reporting	246	84	34.15	35	33													
303800 3038	472	163	34.53	50	85													
303800 - Absentee Reporting	472	21	4.45	6	10													
303800 - Early Vote Reporting	472	212	44.92	88	94													
303900 3039	2	0	0.00	0	0													
303900 - Absentee Reporting	2	0	0.00	0	0													
303900 - Early Vote Reporting	2	2	100.00	*****														
304000 3040	482	88	18.26	47	31													
304000 - Absentee Reporting	482	27	5.60	20	3													
304000 - Early Vote Reporting	482	183	37.97	87	60													
400000 4000	788	162	20.56	67	66													
400000 - Absentee Reporting	788	37	4.70	14	18													
400000 - Early Vote Reporting	788	284	36.04	145	92													
400300 4003	834	195	23.38	56	101													
400300 - Absentee Reporting	834	78	9.35	33	31													
400300 - Early Vote Reporting	834	353	42.33	173	135													
400500 4005	536	112	20.90	38	51													
400500 - Absentee Reporting	536	41	7.65	17	13													
400500 - Early Vote Reporting	536	177	33.02	80	77													
400700 4007	16	4	25.00	*****														
400700 - Absentee Reporting	16	1	6.25	*****														
400700 - Early Vote Reporting	16	3	18.75	*****														
400800 4008	0	0	0.00	0	0													
400800 - Absentee Reporting	0	0	0.00	0	0													
400800 - Early Vote Reporting	0	0	0.00	0	0													
400900 4009	459	127	27.67	44	64													
400900 - Absentee Reporting	459	51	11.11	13	25													
400900 - Early Vote Reporting	459	163	35.51	67	77													
401200 4012	814	211	25.92	72	89													
401200 - Absentee Reporting	814	43	5.28	18	12													
401200 - Early Vote Reporting	814	286	35.14	126	94													
401400 4014	1055	201	19.05	66	94													
401400 - Absentee Reporting	1055	77	7.30	25	30													
401400 - Early Vote Reporting	1055	493	46.73	217	196													

18-1054

WASHOE COUNTY Statement of Vote
GENERAL ELECTION

November 6,2012

100021		NONPARTISAN STATE BD. OF EDUCATION DIST. 2												
	Registration	Ballots Cast	Turnout (%)		Clontz, Donna	Cook, Dave								
401500 4015	0	0	0.00		0	0								
401500 - Absentee Reporting	0	0	0.00		0	0								
401500 - Early Vote Reporting	0	0	0.00		0	0								
401600 4016	1209	291	24.07		99	112								
401600 - Absentee Reporting	1209	74	6.12		30	25								
401600 - Early Vote Reporting	1209	461	38.13		201	160								
401700 4017	1019	286	28.07		113	137								
401700 - Absentee Reporting	1019	47	4.61		22	15								
401700 - Early Vote Reporting	1019	355	34.84		153	156								
401800 4018	0	0	0.00		0	0								
401800 - Absentee Reporting	0	0	0.00		0	0								
401800 - Early Vote Reporting	0	0	0.00		0	0								
401900 4019	874	237	27.12		80	122								
401900 - Absentee Reporting	874	44	5.03		22	13								
401900 - Early Vote Reporting	874	283	32.38		108	119								
402000 4020	333	91	27.33		40	32								
402000 - Absentee Reporting	333	17	5.11		10	4								
402000 - Early Vote Reporting	333	116	34.83		47	47								
402100 4021	202	55	27.23		15	23								
402100 - Absentee Reporting	202	18	8.91		4	8								
402100 - Early Vote Reporting	202	90	44.55		38	39								
402200 4022	90	10	11.11		6	2								
402200 - Absentee Reporting	90	12	13.33		6	4								
402200 - Early Vote Reporting	90	51	56.67		26	16								
402300 4023	605	116	19.17		36	63								
402300 - Absentee Reporting	605	56	9.26		23	16								
402300 - Early Vote Reporting	605	271	44.79		112	121								
402400 4024	479	127	26.51		56	53								
402400 - Absentee Reporting	479	26	5.43		9	16								
402400 - Early Vote Reporting	479	177	36.95		68	78								
402500 4025	732	181	24.73		80	68								
402500 - Absentee Reporting	732	67	9.15		20	32								
402500 - Early Vote Reporting	732	280	38.25		113	125								
402600 4026	4	0	0.00		0	0								
402600 - Absentee Reporting	4	4	100.00		*****	*****								
402600 - Early Vote Reporting	4	1	25.00		*****	*****								
402800 4028	0	0	0.00		0	0								
402800 - Absentee Reporting	0	0	0.00		0	0								
402800 - Early Vote Reporting	0	0	0.00		0	0								
402900 4029	0	0	0.00		0	0								
402900 - Absentee Reporting	0	0	0.00		0	0								
402900 - Early Vote Reporting	0	0	0.00		0	0								
403200 4032	1155	326	28.23		117	143								
403200 - Absentee Reporting	1155	96	8.31		35	37								
403200 - Early Vote Reporting	1155	505	43.72		212	222								
403300 4033	1101	260	23.61		95	112								
403300 - Absentee Reporting	1101	96	8.72		28	32								
403300 - Early Vote Reporting	1101	544	49.41		234	220								
403500 4035	1381	375	27.15		121	197								
403500 - Absentee Reporting	1381	79	5.72		21	29								
403500 - Early Vote Reporting	1381	559	40.48		222	242								
403600 4036	705	172	24.40		65	81								
403600 - Absentee Reporting	705	40	5.67		13	18								
403600 - Early Vote Reporting	705	308	43.69		125	142								
403700 4037	1006	269	26.74		84	136								
403700 - Absentee Reporting	1006	68	6.76		24	26								
403700 - Early Vote Reporting	1006	418	41.55		157	191								
403800 4038	553	150	27.12		65	57								
403800 - Absentee Reporting	553	61	11.03		26	27								
403800 - Early Vote Reporting	553	217	39.24		85	90								

10-10-12

Insufficient Turnout to Protect Voter Privacy
Insufficient Turnout to Protect Voter Privacy

WASHOE COUNTY Statement of Vote
GENERAL ELECTION

November 6, 2012

NONPARTISAN STATE BD. OF EDUCATION DIST. 2												
100021												
	Registration	Ballots Cast	Turnout (%)		Clontz, Donna	Cook, Dave						
403900 4039	1231	337	27.38		126	145						
403900 - Absentee Reporting	1231	83	6.74		38	22						
403900 - Early Vote Reporting	1231	509	41.35		216	217						
404000 4040	1	0	0.00		0	0						
404000 - Absentee Reporting	1	0	0.00		0	0						
404000 - Early Vote Reporting	1	0	0.00		0	0						
404100 4041	1284	382	29.75		146	172						
404100 - Absentee Reporting	1284	64	4.98		22	26						
404100 - Early Vote Reporting	1284	455	35.44		196	189						
404200 4042	0	0	0.00		0	0						
404200 - Absentee Reporting	0	0	0.00		0	0						
404200 - Early Vote Reporting	0	0	0.00		0	0						
404300 4043	41	11	26.83		3	8						
404300 - Absentee Reporting	41	2	4.88		*****							
404300 - Early Vote Reporting	41	22	53.66		8	9						
404500 4045	729	179	24.55		63	82						
404500 - Absentee Reporting	729	22	3.02		4	14						
404500 - Early Vote Reporting	729	243	33.33		90	114						
404600 4046	77	13	16.88		6	5						
404600 - Absentee Reporting	77	3	3.90		*****							
404600 - Early Vote Reporting	77	25	32.47		13	9						
404700 4047	63	24	38.10		7	12						
404700 - Absentee Reporting	63	5	7.94		*****							
404700 - Early Vote Reporting	63	25	39.68		9	13						
405000 4050	0	0	0.00		0	0						
405000 - Absentee Reporting	0	0	0.00		0	0						
405000 - Early Vote Reporting	0	0	0.00		0	0						
405100 4051	0	0	0.00		0	0						
405100 - Absentee Reporting	0	0	0.00		0	0						
405100 - Early Vote Reporting	0	0	0.00		0	0						
405200 4052	0	0	0.00		0	0						
405200 - Absentee Reporting	0	0	0.00		0	0						
405200 - Early Vote Reporting	0	0	0.00		0	0						
405300 4053	1373	309	22.51		118	133						
405300 - Absentee Reporting	1373	46	3.35		21	14						
405300 - Early Vote Reporting	1373	473	34.45		220	177						
500000 5000	720	200	27.78		97	68						
500000 - Absentee Reporting	720	53	7.36		23	18						
500000 - Early Vote Reporting	720	306	42.50		157	105						
500300 5003	54	15	27.78		7	5						
500300 - Absentee Reporting	54	6	11.11		*****							
500300 - Early Vote Reporting	54	19	35.19		13	5						
500500 5005	1335	155	11.61		54	68						
500500 - Absentee Reporting	1335	94	7.04		31	37						
500500 - Early Vote Reporting	1335	288	21.57		125	104						
500600 5006	1197	351	29.32		122	152						
500600 - Absentee Reporting	1197	82	6.85		35	25						
500600 - Early Vote Reporting	1197	559	46.70		281	194						
500700 5007	75	15	20.00		2	9						
500700 - Absentee Reporting	75	11	14.67		5	0						
500700 - Early Vote Reporting	75	36	48.00		13	14						
500800 5008	681	164	24.08		68	65						
500800 - Absentee Reporting	681	51	7.49		21	10						
500800 - Early Vote Reporting	681	256	37.59		136	83						
500900 5009	705	184	26.10		64	77						
500900 - Absentee Reporting	705	33	4.68		16	5						
500900 - Early Vote Reporting	705	284	40.28		142	84						
501000 5010	1237	345	27.89		120	134						
501000 - Absentee Reporting	1237	47	3.80		14	16						
501000 - Early Vote Reporting	1237	435	35.17		192	134						

***** Insufficient Turnout to Protect Voter Privacy *****

***** Insufficient Turnout to Protect Voter Privacy *****

***** Insufficient Turnout to Protect Voter Privacy *****

***** Insufficient Turnout to Protect Voter Privacy *****

18-1057

WASHOE COUNTY Statement of Vote
GENERAL ELECTION

November 6, 2012

100021		NONPARTISAN STATE BD. OF EDUCATION DIST. 2												
	Registration	Ballots Cast	Turnout (%)		Clontz, Donna	Cook, Dave								
501100 5011	870	191	21.95		71	73								
501100 - Absentee Reporting	870	70	8.05		25	23								
501100 - Early Vote Reporting	870	461	52.99		213	162								
501200 5012	470	106	22.55		38	47								
501200 - Absentee Reporting	470	35	7.45		13	9								
501200 - Early Vote Reporting	470	222	47.23		95	81								
501400 5014	774	139	17.96		65	49								
501400 - Absentee Reporting	774	58	7.49		19	23								
501400 - Early Vote Reporting	774	448	57.88		218	169								
501500 5015	0	0	0.00		0	0								
501500 - Absentee Reporting	0	0	0.00		0	0								
501500 - Early Vote Reporting	0	0	0.00		0	0								
501600 5016	1150	282	24.52		113	125								
501600 - Absentee Reporting	1150	113	9.83		37	48								
501600 - Early Vote Reporting	1150	480	41.74		206	198								
501800 5018	1015	244	24.04		95	108								
501800 - Absentee Reporting	1015	81	7.98		30	30								
501800 - Early Vote Reporting	1015	473	46.60		217	182								
502000 5020	306	48	15.69		16	16								
502000 - Absentee Reporting	306	36	11.76		11	13								
502000 - Early Vote Reporting	306	85	27.78		28	36								
502200 5022	958	273	28.50		99	128								
502200 - Absentee Reporting	958	62	6.47		27	19								
502200 - Early Vote Reporting	958	429	44.78		193	182								
502300 5023	0	0	0.00		0	0								
502300 - Absentee Reporting	0	0	0.00		0	0								
502300 - Early Vote Reporting	0	0	0.00		0	0								
502400 5024	1198	366	30.55		151	154								
502400 - Absentee Reporting	1198	91	7.60		38	26								
502400 - Early Vote Reporting	1198	452	37.73		194	195								
502600 5026	1117	252	22.56		102	106								
502600 - Absentee Reporting	1117	129	11.55		60	35								
502600 - Early Vote Reporting	1117	463	41.45		235	150								
502700 5027	1632	347	21.26		109	130								
502700 - Absentee Reporting	1632	35	2.14		11	10								
502700 - Early Vote Reporting	1632	626	38.36		278	200								
503000 5030	1260	290	23.02		81	128								
503000 - Absentee Reporting	1260	82	6.51		30	22								
503000 - Early Vote Reporting	1260	644	51.11		266	221								
503100 5031	12	2	16.67		*****	*****								
503100 - Absentee Reporting	12	0	0.00		0	0								
503100 - Early Vote Reporting	12	9	75.00		*****	*****								
503200 5032	445	93	20.90		36	41								
503200 - Absentee Reporting	445	27	6.07		15	6								
503200 - Early Vote Reporting	445	236	53.03		79	103								
503300 5033	816	219	26.84		97	81								
503300 - Absentee Reporting	816	60	7.35		19	25								
503300 - Early Vote Reporting	816	368	45.10		181	135								
503400 5034	866	186	21.48		70	80								
503400 - Absentee Reporting	866	74	8.55		30	27								
503400 - Early Vote Reporting	866	423	48.85		181	177								
503500 5035	1272	259	20.36		99	96								
503500 - Absentee Reporting	1272	100	7.86		35	25								
503500 - Early Vote Reporting	1272	606	47.64		281	214								
503600 5036	1287	270	20.98		118	105								
503600 - Absentee Reporting	1287	90	6.99		36	34								
503600 - Early Vote Reporting	1287	679	52.76		301	258								
503900 5039	45	15	33.33		4	7								
503900 - Absentee Reporting	45	5	11.11		*****	*****								
503900 - Early Vote Reporting	45	15	33.33		11	3								

12-10-31

November 6, 2012

100021		NONPARTISAN STATE BD. OF EDUCATION DIST. 2												
	Registration	Ballots Cast	Turnout (%)		Clontz, Donna	Cook, Dave								
504000 5040	673	133	19.76		40	57								
504000 - Absentee Reporting	673	50	7.43		13	22								
504000 - Early Vote Reporting	673	387	57.50		159	150								
504100 5041	643	147	22.86		65	52								
504100 - Absentee Reporting	643	57	8.86		16	17								
504100 - Early Vote Reporting	643	333	51.79		133	122								
504500 5045	1356	297	21.90		85	148								
504500 - Absentee Reporting	1356	137	10.10		37	56								
504500 - Early Vote Reporting	1356	755	55.68		246	331								
504600 5046	1423	244	17.15		78	100								
504600 - Absentee Reporting	1423	249	17.50		79	85								
504600 - Early Vote Reporting	1423	829	58.26		303	365								
504700 5047	0	0	0.00		0	0								
504700 - Absentee Reporting	0	0	0.00		0	0								
504700 - Early Vote Reporting	0	0	0.00		0	0								
504800 5048	6	0	0.00		0	0								
504800 - Absentee Reporting	6	2	33.33		*****									
504800 - Early Vote Reporting	6	0	0.00		0	0								
504900 5049	0	0	0.00		0	0								
504900 - Absentee Reporting	0	0	0.00		0	0								
504900 - Early Vote Reporting	0	0	0.00		0	0								
505000 5050	0	0	0.00		0	0								
505000 - Absentee Reporting	0	0	0.00		0	0								
505000 - Early Vote Reporting	0	0	0.00		0	0								
505100 5051	0	0	0.00		0	0								
505100 - Absentee Reporting	0	0	0.00		0	0								
505100 - Early Vote Reporting	0	0	0.00		0	0								
505200 5052	0	0	0.00		0	0								
505200 - Absentee Reporting	0	0	0.00		0	0								
505200 - Early Vote Reporting	0	0	0.00		0	0								
505300 5053	20	2	10.00		*****									
505300 - Absentee Reporting	20	2	10.00		*****									
505300 - Early Vote Reporting	20	6	30.00		*****									
505400 5054	4	0	0.00		0	0								
505400 - Absentee Reporting	4	3	75.00		*****									
505400 - Early Vote Reporting	4	1	25.00		*****									
505600 5056	932	169	18.13		52	66								
505600 - Absentee Reporting	932	112	12.02		29	34								
505600 - Early Vote Reporting	932	357	38.30		153	127								
505800 5058	0	0	0.00		0	0								
505800 - Absentee Reporting	0	0	0.00		0	0								
505800 - Early Vote Reporting	0	0	0.00		0	0								
506100 5061	0	0	0.00		0	0								
506100 - Absentee Reporting	0	0	0.00		0	0								
506100 - Early Vote Reporting	0	1	0.00		*****									
506200 5062	1262	285	22.58		109	120								
506200 - Absentee Reporting	1262	114	9.03		36	52								
506200 - Early Vote Reporting	1262	609	48.26		273	239								
506300 5063	298	44	14.77		19	14								
506300 - Absentee Reporting	298	10	3.36		5	3								
506300 - Early Vote Reporting	298	95	31.88		42	33								
506400 5064	618	129	20.87		44	49								
506400 - Absentee Reporting	618	17	2.75		7	5								
506400 - Early Vote Reporting	618	199	32.20		82	76								
610000 6100	686	152	22.16		70	64								
610000 - Absentee Reporting	686	59	8.60		29	21								
610000 - Early Vote Reporting	686	269	39.21		102	135								
610100 6101	214	44	20.56		26	14								
610100 - Absentee Reporting	214	17	7.94		11	6								
610100 - Early Vote Reporting	214	62	28.97		23	28								

12-1057

Insufficient Turnout to Protect Voter Privacy

Insufficient Turnout to Protect Voter Privacy

Insufficient Turnout to Protect Voter Privacy

Insufficient Turnout to Protect Voter Privacy

Insufficient Turnout to Protect Voter Privacy

Insufficient Turnout to Protect Voter Privacy

Insufficient Turnout to Protect Voter Privacy

WASHOE COUNTY Statement of Vote
GENERAL ELECTION

100021		NONPARTISAN STATE BD. OF EDUCATION DIST. 2													
		Registration	Ballots Cast	Turnout (%)		Clontz, Donna	Cook, Dave								
610200	6102	200	64	32.00		24	32								
610200	- Absentee Reporting	200	9	4.50		*****									
610200	- Early Vote Reporting	200	46	23.00											
610400	6104	0	0	0.00											
610400	- Absentee Reporting	0	0	0.00											
610400	- Early Vote Reporting	0	0	0.00											
610500	6105	334	100	29.94		33	50								
610500	- Absentee Reporting	334	17	5.09		6	8								
610500	- Early Vote Reporting	334	127	38.02		71	37								
610600	6106	524	128	24.43		42	69								
610600	- Absentee Reporting	524	32	6.11		13	13								
610600	- Early Vote Reporting	524	242	46.18		105	99								
610700	6107	161	28	17.39		7	15								
610700	- Absentee Reporting	161	14	8.70		1	10								
610700	- Early Vote Reporting	161	48	29.81		22	20								
610800	6108	1052	251	23.86		102	128								
610800	- Absentee Reporting	1052	55	5.23		17	25								
610800	- Early Vote Reporting	1052	400	38.02		172	169								
610900	6109	619	171	27.63		66	77								
610900	- Absentee Reporting	619	42	6.79		16	17								
610900	- Early Vote Reporting	619	267	43.13		91	138								
611000	6110	780	173	22.18		55	85								
611000	- Absentee Reporting	780	73	9.36		24	35								
611000	- Early Vote Reporting	780	326	41.79		148	127								
611100	6111	791	197	24.91		84	88								
611100	- Absentee Reporting	791	51	6.45		18	22								
611100	- Early Vote Reporting	791	287	36.28		119	127								
611300	6113	563	129	22.91		42	73								
611300	- Absentee Reporting	563	19	3.37		8	7								
611300	- Early Vote Reporting	563	251	44.58		132	85								
611400	6114	1099	225	20.47		97	104								
611400	- Absentee Reporting	1099	65	5.91		25	26								
611400	- Early Vote Reporting	1099	458	41.67		206	184								
611500	6115	33	4	12.12		*****									
611500	- Absentee Reporting	33	9	27.27		*****									
611500	- Early Vote Reporting	33	11	33.33		3	5								
620200	6202	1265	301	23.79		129	134								
620200	- Absentee Reporting	1265	94	7.43		42	27								
620200	- Early Vote Reporting	1265	561	44.35		244	247								
620300	6203	431	105	24.36		41	48								
620300	- Absentee Reporting	431	22	5.10		11	7								
620300	- Early Vote Reporting	431	177	41.07		78	73								
620500	6205	994	231	23.24		96	110								
620500	- Absentee Reporting	994	69	6.94		24	34								
620500	- Early Vote Reporting	994	427	42.96		205	175								
620600	6206	191	58	30.37		31	19								
620600	- Absentee Reporting	191	10	5.24		3	7								
620600	- Early Vote Reporting	191	44	23.04		19	20								
620700	6207	0	0	0.00		0	0								
620700	- Absentee Reporting	0	0	0.00		0	0								
620700	- Early Vote Reporting	0	0	0.00		0	0								
620800	6208	603	178	29.52		64	82								
620800	- Absentee Reporting	603	47	7.79		17	21								
620800	- Early Vote Reporting	603	247	40.96		99	94								
620900	6209	422	116	27.49		46	47								
620900	- Absentee Reporting	422	28	6.64		9	11								
620900	- Early Vote Reporting	422	186	44.08		83	71								
621000	6210	813	201	24.72		85	95								
621000	- Absentee Reporting	813	76	9.35		37	24								
621000	- Early Vote Reporting	813	342	42.07		163	136								

Insufficient Turnout to Protect Voter Privacy *****

Insufficient Turnout to Protect Voter Privacy *****

Insufficient Turnout to Protect Voter Privacy *****

7011-10

WASHOE COUNTY Statement of Vote
GENERAL ELECTION

100021		NONPARTISAN STATE BD. OF EDUCATION DIST. 2											
	Registration	Ballots Cast	Turnout (%)		Clontz, Donna	Cook, Dave							
621100 6211	1116	302	27.06		103	161							
621100 - Absentee Reporting	1116	62	5.56		24	29							
621100 - Early Vote Reporting	1116	527	47.22		222	248							
621200 6212	350	86	24.57		32	40							
621200 - Absentee Reporting	350	30	8.57		14	10							
621200 - Early Vote Reporting	350	162	46.29		75	69							
621300 6213	684	188	27.49		70	92							
621300 - Absentee Reporting	684	48	7.02		13	28							
621300 - Early Vote Reporting	684	277	40.50		106	136							
621400 6214	687	185	26.93		67	95							
621400 - Absentee Reporting	687	52	7.57		12	22							
621400 - Early Vote Reporting	687	327	47.60		104	175							
621600 6216	723	178	24.62		55	103							
621600 - Absentee Reporting	723	49	6.78		16	27							
621600 - Early Vote Reporting	723	339	46.89		151	154							
621700 6217	0	0	0.00		0	0							
621700 - Absentee Reporting	0	0	0.00		0	0							
621700 - Early Vote Reporting	0	0	0.00		0	0							
621800 6218	0	0	0.00		0	0							
621800 - Absentee Reporting	0	0	0.00		0	0							
621800 - Early Vote Reporting	0	0	0.00		0	0							
630000 6300	862	237	27.49		89	109							
630000 - Absentee Reporting	862	56	6.50		23	21							
630000 - Early Vote Reporting	862	410	47.56		166	184							
630100 6301	135	49	36.30		14	26							
630100 - Absentee Reporting	135	13	9.63		6	5							
630100 - Early Vote Reporting	135	59	43.70		22	29							
630200 6302	866	205	23.67		81	95							
630200 - Absentee Reporting	866	45	5.20		19	23							
630200 - Early Vote Reporting	866	351	40.53		138	162							
630300 6303	55	2	3.64		*****	*****							
630300 - Absentee Reporting	55	25	45.45		11	9							
630300 - Early Vote Reporting	55	13	23.64		7	4							
630400 6304	0	0	0.00		0	0							
630400 - Absentee Reporting	0	0	0.00		0	0							
630400 - Early Vote Reporting	0	0	0.00		0	0							
630600 6306	1000	206	20.60		67	98							
630600 - Absentee Reporting	1000	76	7.60		35	27							
630600 - Early Vote Reporting	1000	437	43.70		171	194							
630700 6307	1292	331	25.62		135	153							
630700 - Absentee Reporting	1292	101	7.82		39	45							
630700 - Early Vote Reporting	1292	609	47.14		248	282							
630800 6308	1110	195	17.57		78	86							
630800 - Absentee Reporting	1110	191	17.21		64	80							
630800 - Early Vote Reporting	1110	597	53.78		182	317							
631000 6310	717	168	23.43		69	75							
631000 - Absentee Reporting	717	57	7.95		16	25							
631000 - Early Vote Reporting	717	339	47.28		137	169							
631100 6311	846	225	26.60		86	109							
631100 - Absentee Reporting	846	53	6.26		16	25							
631100 - Early Vote Reporting	846	412	48.70		179	172							
631300 6313	1153	309	26.80		97	166							
631300 - Absentee Reporting	1153	87	7.55		28	38							
631300 - Early Vote Reporting	1153	535	46.40		206	252							
631400 6314	659	177	26.86		66	86							
631400 - Absentee Reporting	659	52	7.89		14	22							
631400 - Early Vote Reporting	659	276	41.88		126	115							
631700 6317	0	0	0.00		0	0							
631700 - Absentee Reporting	0	0	0.00		0	0							
631700 - Early Vote Reporting	0	0	0.00		0	0							

***** Insufficient Turnout to Protect Voter Privacy *****

12-1037

WASHOE COUNTY Statement of Vote
GENERAL ELECTION

100021	NONPARTISAN STATE BD. OF EDUCATION DIST. 2												
	Registration	Ballots Cast	Turnout (%)		Clontz, Dorina	Cook, Dave							
631800 6318	104	28	26.92		14	10							
631800 - Absentee Reporting	104	9	8.65		*****								
631800 - Early Vote Reporting	104	40	38.46										
631900 6319	462	123	26.62		15	20							
631900 - Absentee Reporting	462	32	6.93		45	60							
631900 - Early Vote Reporting	462	254	54.98		13	16							
632000 6320	784	178	22.70		91	128							
632000 - Absentee Reporting	784	48	6.12		54	92							
632000 - Early Vote Reporting	784	400	51.02		16	15							
640000 6400	312	92	29.49		165	182							
640000 - Absentee Reporting	312	24	7.69		34	48							
640000 - Early Vote Reporting	312	132	42.31		8	11							
640300 6403	1344	292	21.73		44	72							
640300 - Absentee Reporting	1344	77	5.73		104	135							
640300 - Early Vote Reporting	1344	768	57.14		26	33							
640500 6405	885	143	16.16		323	356							
640500 - Absentee Reporting	885	65	7.34		53	68							
640500 - Early Vote Reporting	885	524	59.21		23	21							
640700 6407	690	129	18.70		202	247							
640700 - Absentee Reporting	690	50	7.25		40	70							
640700 - Early Vote Reporting	690	367	53.19		16	23							
641100 6411	992	197	19.86		150	164							
641100 - Absentee Reporting	992	81	8.17		66	96							
641100 - Early Vote Reporting	992	602	60.69		30	34							
641300 6413	1212	334	27.56		245	283							
641300 - Absentee Reporting	1212	104	8.58		126	159							
641300 - Early Vote Reporting	1212	606	50.00		45	38							
641500 6415	718	142	19.78		247	301							
641500 - Absentee Reporting	718	73	10.17		41	76							
641500 - Early Vote Reporting	718	410	57.10		22	27							
641600 6416	1301	272	20.91		149	195							
641600 - Absentee Reporting	1301	101	7.76		87	137							
641600 - Early Vote Reporting	1301	719	55.27		40	39							
641800 6418	1058	285	26.94		255	364							
641800 - Absentee Reporting	1058	60	5.67		105	137							
641800 - Early Vote Reporting	1058	559	52.84		21	21							
642200 6422	1298	273	21.03		176	289							
642200 - Absentee Reporting	1298	120	9.24		93	136							
642200 - Early Vote Reporting	1298	753	58.01		38	53							
642300 6423	642	166	25.86		270	380							
642300 - Absentee Reporting	642	40	6.23		78	69							
642300 - Early Vote Reporting	642	360	56.07		12	17							
642500 6425	1456	333	22.87		141	166							
642500 - Absentee Reporting	1456	93	6.39		118	153							
642500 - Early Vote Reporting	1456	768	52.75		25	42							
642700 6427	0	0	0.00		282	356							
642700 - Absentee Reporting	0	0	0.00		0	0							
642700 - Early Vote Reporting	0	0	0.00		0	0							
650000 6500	989	221	22.35		0	0							
650000 - Absentee Reporting	989	59	5.97		87	96							
650000 - Early Vote Reporting	989	535	54.10		18	31							
650100 6501	1335	301	22.55		220	237							
650100 - Absentee Reporting	1335	88	6.59		107	144							
650100 - Early Vote Reporting	1335	702	52.58		29	33							
650300 6503	10	1	10.00		301	312							
650300 - Absentee Reporting	10	2	20.00		*****								
650300 - Early Vote Reporting	10	4	40.00		*****								
650800 6508	634	151	23.82		*****								
650800 - Absentee Reporting	634	43	6.78										
650800 - Early Vote Reporting	634	353	55.68										

Insufficient Turnout to Protect Voter Privacy *****

Insufficient Turnout to Protect Voter Privacy *****
Insufficient Turnout to Protect Voter Privacy *****
Insufficient Turnout to Protect Voter Privacy *****

12-10-57

WASHOE COUNTY Statement of Vote
GENERAL ELECTION

100021		NONPARTISAN STATE BD. OF EDUCATION DIST. 2													
		Registration	Ballots Cast	Turnout (%)		Clontz, Donna	Cook, Dave								
651100	6511	730	183	25.07		68	87								
651100	- Absentee Reporting	730	41	5.62		17	16								
651100	- Early Vote Reporting	730	339	46.44		145	153								
651300	6513	813	249	30.63		108	111								
651300	- Absentee Reporting	813	34	4.18		9	21								
651300	- Early Vote Reporting	813	339	41.70		148	153								
651400	6514	1083	316	29.18		131	143								
651400	- Absentee Reporting	1083	69	6.37		19	37								
651400	- Early Vote Reporting	1083	447	41.27		165	215								
651600	6516	1108	257	23.19		101	114								
651600	- Absentee Reporting	1108	61	5.51		18	23								
651600	- Early Vote Reporting	1108	575	51.90		237	247								
651900	6519	1380	357	25.87		114	208								
651900	- Absentee Reporting	1380	76	5.51		25	34								
651900	- Early Vote Reporting	1380	699	50.65		298	316								
652000	6520	529	135	25.52		57	60								
652000	- Absentee Reporting	529	28	5.29		6	13								
652000	- Early Vote Reporting	529	256	48.39		95	128								
652100	6521	352	43	12.22		19	20								
652100	- Absentee Reporting	352	19	5.40		6	6								
652100	- Early Vote Reporting	352	216	61.36		99	86								
652200	6522	405	74	18.27		25	35								
652200	- Absentee Reporting	405	43	10.62		13	27								
652200	- Early Vote Reporting	405	227	56.05		80	103								
652300	6523	0	0	0.00		0	0								
652300	- Absentee Reporting	0	0	0.00		0	0								
652300	- Early Vote Reporting	0	0	0.00		0	0								
652400	6524	894	216	24.16		88	92								
652400	- Absentee Reporting	894	65	7.27		34	20								
652400	- Early Vote Reporting	894	425	47.54		153	206								
652500	6525	119	25	21.01		11	11								
652500	- Absentee Reporting	119	2	1.68		*****	*****								
652500	- Early Vote Reporting	119	62	52.10		21	34								
652600	6526	534	117	21.91		41	61								
652600	- Absentee Reporting	534	54	10.11		24	16								
652600	- Early Vote Reporting	534	239	44.76		83	114								
652700	6527	0	0	0.00		0	0								
652700	- Absentee Reporting	0	0	0.00		0	0								
652700	- Early Vote Reporting	0	0	0.00		0	0								
652800	6528	0	0	0.00		0	0								
652800	- Absentee Reporting	0	0	0.00		0	0								
652800	- Early Vote Reporting	0	0	0.00		0	0								
652900	6529	0	0	0.00		0	0								
652900	- Absentee Reporting	0	0	0.00		0	0								
652900	- Early Vote Reporting	0	0	0.00		0	0								
710000	7100	11	2	18.18		*****	*****								
710000	- Absentee Reporting	11	0	0.00		0	0								
710000	- Early Vote Reporting	11	9	81.82		*****	*****								
730000	7300	219	66	30.14		33	24								
730000	- Absentee Reporting	219	8	3.65		*****	*****								
730000	- Early Vote Reporting	219	52	23.74		25	20								
730200	7302	4	1	25.00		*****	*****								
730200	- Absentee Reporting	4	0	0.00		0	0								
730200	- Early Vote Reporting	4	0	0.00		0	0								
730400	7304	461	125	27.11		50	58								
730400	- Absentee Reporting	461	25	5.42		8	14								
730400	- Early Vote Reporting	461	161	34.92		72	68								
730600	7306	84	36	42.86		17	16								
730600	- Absentee Reporting	84	10	11.90		4	5								
730600	- Early Vote Reporting	84	21	25.00		12	5								

1001-1007

WASHOE COUNTY Statement of Vote
GENERAL ELECTION

NONPARTISAN STATE BD. OF EDUCATION DIST. 2

100021

	Registration	Ballots Cast	Turnout (%)		Clontz, Donna	Cook, Dave													
730700 7307	21	5	23.81				*****	Insufficient Turnout to Protect Voter Privacy	*****										
730700 - Absentee Reporting	21	1	4.76				*****	Insufficient Turnout to Protect Voter Privacy	*****										
730700 - Early Vote Reporting	21	12	57.14		5	5													
730800 7308	30	2	6.67				*****	Insufficient Turnout to Protect Voter Privacy	*****										
730800 - Absentee Reporting	30	12	40.00		6	6													
730800 - Early Vote Reporting	30	11	36.67		4	7													
730900 7309	9	1	11.11				*****	Insufficient Turnout to Protect Voter Privacy	*****										
730900 - Absentee Reporting	9	0	0.00		0	0													
730900 - Early Vote Reporting	9	7	77.78				*****	Insufficient Turnout to Protect Voter Privacy	*****										
731200 7312	713	180	25.25		73	87													
731200 - Absentee Reporting	713	43	6.03		19	14													
731200 - Early Vote Reporting	713	261	36.61		117	118													
731300 7313	230	60	26.09		24	30													
731300 - Absentee Reporting	230	13	5.65		5	7													
731300 - Early Vote Reporting	230	81	35.22		40	31													
731400 7314	697	164	23.53		66	82													
731400 - Absentee Reporting	697	32	4.59		16	10													
731400 - Early Vote Reporting	697	279	40.03		133	111													
731500 7315	5	2	40.00				*****	Insufficient Turnout to Protect Voter Privacy	*****										
731500 - Absentee Reporting	5	0	0.00		0	0													
731500 - Early Vote Reporting	5	0	0.00		0	0													
731600 7316	1014	242	23.87		112	112													
731600 - Absentee Reporting	1014	55	5.42		22	24													
731600 - Early Vote Reporting	1014	377	37.18		189	157													
731700 7317	3	1	33.33				*****	Insufficient Turnout to Protect Voter Privacy	*****										
731700 - Absentee Reporting	3	0	0.00		0	0													
731700 - Early Vote Reporting	3	1	33.33				*****	Insufficient Turnout to Protect Voter Privacy	*****										
731800 7318	124	29	23.39		8	20													
731800 - Absentee Reporting	124	8	6.45				*****	Insufficient Turnout to Protect Voter Privacy	*****										
731800 - Early Vote Reporting	124	49	39.52		25	18													
731900 7319	19	6	31.58				*****	Insufficient Turnout to Protect Voter Privacy	*****										
731900 - Absentee Reporting	19	0	0.00		0	0													
731900 - Early Vote Reporting	19	9	47.37				*****	Insufficient Turnout to Protect Voter Privacy	*****										
732000 7320	3	0	0.00		0	0													
732000 - Absentee Reporting	3	0	0.00		0	0													
732000 - Early Vote Reporting	3	2	66.67				*****	Insufficient Turnout to Protect Voter Privacy	*****										
732100 7321	1	0	0.00		0	0													
732100 - Absentee Reporting	1	0	0.00		0	0													
732100 - Early Vote Reporting	1	0	0.00		0	0													
740000 7400	7	0	0.00		0	0													
740000 - Absentee Reporting	7	6	85.71				*****	Insufficient Turnout to Protect Voter Privacy	*****										
740000 - Early Vote Reporting	7	0	0.00		0	0													
740200 7402	954	277	29.04		114	118													
740200 - Absentee Reporting	954	51	5.35		18	20													
740200 - Early Vote Reporting	954	376	39.41		165	172													
740300 7403	6	0	0.00		0	0													
740300 - Absentee Reporting	6	0	0.00		0	0													
740300 - Early Vote Reporting	6	2	33.33				*****	Insufficient Turnout to Protect Voter Privacy	*****										
740400 7404	49	13	26.53		3	8													
740400 - Absentee Reporting	49	5	10.20				*****	Insufficient Turnout to Protect Voter Privacy	*****										
740400 - Early Vote Reporting	49	24	48.98		9	13													
740600 7406	7	0	0.00		0	0													
740600 - Absentee Reporting	7	0	0.00		0	0													
740600 - Early Vote Reporting	7	4	57.14				*****	Insufficient Turnout to Protect Voter Privacy	*****										
740700 7407	945	258	27.30		89	143													
740700 - Absentee Reporting	945	62	6.56		23	18													
740700 - Early Vote Reporting	945	469	49.63		147	258													
740800 7408	424	105	24.76		40	45													
740800 - Absentee Reporting	424	52	12.26		7	30													
740800 - Early Vote Reporting	424	214	50.47		68	118													

100-1097

WASHOE COUNTY Statement of Vote
GENERAL ELECTION

NONPARTISAN STATE BD. OF EDUCATION DIST. 2

100021	Registration	Ballots Cast	Turnout (%)	Clontz, Donna	Cook, Dave														
741000 7410	978	245	25.05	81	138														
741000 - Absentee Reporting	978	58	5.93	21	26														
741000 - Early Vote Reporting	978	476	48.67	180	228														
741200 7412	582	290	49.83	118	139														
741200 - Absentee Reporting	582	31	5.33	13	16														
741200 - Early Vote Reporting	582	70	12.03	20	42														
741300 7413	4	0	0.00	0	0														
741300 - Absentee Reporting	4	2	50.00	*****															
741300 - Early Vote Reporting	4	2	50.00	*****															
741400 7414	1410	321	22.77	107	163														
741400 - Absentee Reporting	1410	93	6.60	37	35														
741400 - Early Vote Reporting	1410	738	52.34	259	390														
741500 7415	1257	292	23.23	98	143														
741500 - Absentee Reporting	1257	145	11.54	50	58														
741500 - Early Vote Reporting	1257	592	47.10	223	290														
741600 7416	1035	245	23.67	90	118														
741600 - Absentee Reporting	1035	93	8.99	36	40														
741600 - Early Vote Reporting	1035	516	49.86	180	284														
741700 7417	537	99	18.44	34	52														
741700 - Absentee Reporting	537	46	8.57	6	29														
741700 - Early Vote Reporting	537	310	57.73	101	151														
741800 7418	1134	230	20.28	68	128														
741800 - Absentee Reporting	1134	72	6.35	22	35														
741800 - Early Vote Reporting	1134	685	60.41	248	350														
742400 7424	78	17	21.79	3	12														
742400 - Absentee Reporting	78	5	6.41	*****															
742400 - Early Vote Reporting	78	39	50.00	14	18														
742500 7425	956	235	24.58	81	121														
742500 - Absentee Reporting	956	69	7.22	23	31														
742500 - Early Vote Reporting	956	451	47.18	171	227														
742600 7426	26	4	15.38	*****															
742600 - Absentee Reporting	26	3	11.54	*****															
742600 - Early Vote Reporting	26	18	69.23	3	9														
742800 7428	3	0	0.00	0	0														
742800 - Absentee Reporting	3	0	0.00	0	0														
742800 - Early Vote Reporting	3	3	100.00	*****															
743000 7430	940	265	28.19	81	145														
743000 - Absentee Reporting	940	68	7.23	15	36														
743000 - Early Vote Reporting	940	475	50.53	162	240														
743100 7431	65	8	12.31	*****															
743100 - Absentee Reporting	65	5	7.69	*****															
743100 - Early Vote Reporting	65	47	72.31	13	31														
743300 7433	139	18	12.95	5	13														
743300 - Absentee Reporting	139	38	27.34	12	9														
743300 - Early Vote Reporting	139	63	45.32	21	33														
750000 7500	179	21	11.73	9	12														
750000 - Absentee Reporting	179	36	20.11	11	14														
750000 - Early Vote Reporting	179	97	54.19	43	46														
750100 7501	298	73	24.50	32	36														
750100 - Absentee Reporting	298	17	5.70	11	2														
750100 - Early Vote Reporting	298	147	49.33	69	64														
750200 7502	1123	303	26.98	115	148														
750200 - Absentee Reporting	1123	58	5.16	19	19														
750200 - Early Vote Reporting	1123	493	43.90	222	207														
750300 7503	39	11	28.21	2	6														
750300 - Absentee Reporting	39	2	5.13	*****															
750300 - Early Vote Reporting	39	18	46.15	12	3														
750400 7504	1124	288	25.62	127	126														
750400 - Absentee Reporting	1124	78	6.94	21	40														
750400 - Early Vote Reporting	1124	489	43.51	196	221														

Insufficient Turnout to Protect Voter Privacy

Insufficient Turnout to Protect Voter Privacy

Insufficient Turnout to Protect Voter Privacy

Insufficient Turnout to Protect Voter Privacy

Insufficient Turnout to Protect Voter Privacy

Insufficient Turnout to Protect Voter Privacy

18-1037

WASHOE COUNTY Statement of Vote
GENERAL ELECTION

NONPARTISAN STATE BD. OF EDUCATION DIST. 2

100021

	Registration	Ballots Cast	Turnout (%)	Clontz, Donna	Cook, Dave													
750500 7505	316	75	23.73	32	34													
750500 - Absentee Reporting	316	28	8.86	9	13													
750500 - Early Vote Reporting	316	121	38.29	43	56													
750600 7506	506	129	25.49	51	54													
750600 - Absentee Reporting	506	52	10.28	21	19													
750600 - Early Vote Reporting	506	232	45.85	91	103													
750700 7507	293	107	36.52	45	45													
750700 - Absentee Reporting	293	15	5.12	5	8													
750700 - Early Vote Reporting	293	94	32.08	40	43													
750800 7508	86	42	48.84	20	18													
750800 - Absentee Reporting	86	6	6.98	*****														
750800 - Early Vote Reporting	86	18	20.93	8	9													
750900 7509	9	3	33.33	*****														
750900 - Absentee Reporting	9	1	11.11	*****														
750900 - Early Vote Reporting	9	3	33.33	*****														
751200 7512	100	18	18.00	4	11													
751200 - Absentee Reporting	100	9	9.00	*****														
751200 - Early Vote Reporting	100	59	59.00	20	29													
751300 7513	711	206	28.97	80	104													
751300 - Absentee Reporting	711	50	7.03	22	17													
751300 - Early Vote Reporting	711	246	34.60	124	101													
751400 7514	544	135	24.82	57	67													
751400 - Absentee Reporting	544	45	8.27	25	17													
751400 - Early Vote Reporting	544	184	33.82	72	89													
751600 7516	38	8	21.05	*****														
751600 - Absentee Reporting	38	5	13.16	*****														
751600 - Early Vote Reporting	38	17	44.74	5	10													
751700 7517	325	87	26.77	37	40													
751700 - Absentee Reporting	325	29	8.92	13	11													
751700 - Early Vote Reporting	325	138	42.46	54	65													
751800 7518	1	0	0.00	0	0													
751800 - Absentee Reporting	1	0	0.00	0	0													
751800 - Early Vote Reporting	1	0	0.00	0	0													
751900 7519	593	207	34.91	51	104													
751900 - Absentee Reporting	593	60	10.12	19	23													
751900 - Early Vote Reporting	593	236	39.80	72	119													
752000 7520	997	292	29.29	97	164													
752000 - Absentee Reporting	997	60	6.02	18	27													
752000 - Early Vote Reporting	997	398	39.92	189	178													
752100 7521	70	0	0.00	0	0													
752100 - Absentee Reporting	70	51	72.86	7	25													
752100 - Early Vote Reporting	70	1	1.43	*****														
752200 7522	100	0	0.00	0	0													
752200 - Absentee Reporting	100	80	80.00	30	29													
752200 - Early Vote Reporting	100	0	0.00	0	0													
752300 7523	1079	379	35.13	125	189													
752300 - Absentee Reporting	1079	76	7.04	27	28													
752300 - Early Vote Reporting	1079	415	38.46	136	212													
752400 7524	731	307	42.00	104	153													
752400 - Absentee Reporting	731	49	6.70	16	22													
752400 - Early Vote Reporting	731	251	34.34	95	115													
752500 7525	1148	324	28.22	103	172													
752500 - Absentee Reporting	1148	83	7.23	31	27													
752500 - Early Vote Reporting	1148	530	46.17	190	259													
752600 7526	928	257	27.69	80	107													
752600 - Absentee Reporting	928	71	7.65	24	27													
752600 - Early Vote Reporting	928	464	50.00	203	172													
752700 7527	474	127	26.79	43	59													
752700 - Absentee Reporting	474	35	7.38	10	18													
752700 - Early Vote Reporting	474	214	45.15	89	92													

10-10-12

WASHOE COUNTY Statement of Vote
GENERAL ELECTION

100021		NONPARTISAN STATE BD. OF EDUCATION DIST. 2											
		Registration	Ballots Cast	Turnout (%)		Clontz, Domina	Cook, Dave						
752800	7528	579	142	24.53		45	75						
752800	- Absentee Reporting	579	38	6.56		7	19						
752800	- Early Vote Reporting	579	242	41.80		78	133						
752900	7529	289	7	2.42		*****							
752900	- Absentee Reporting	289	197	68.17		52	97						
752900	- Early Vote Reporting	289	22	7.61		6	13						
753100	7531	27	1	3.70		*****							
753100	- Absentee Reporting	27	12	44.44		6	3						
753100	- Early Vote Reporting	27	1	3.70		*****							
753200	7532	972	213	21.91		58	103						
753200	- Absentee Reporting	972	92	9.47		31	36						
753200	- Early Vote Reporting	972	525	54.01		239	211						
753300	7533	268	85	31.72		40	34						
753300	- Absentee Reporting	268	17	6.34		6	8						
753300	- Early Vote Reporting	268	78	29.10		25	45						
753400	7534	136	27	19.85		10	13						
753400	- Absentee Reporting	136	8	5.88		*****							
753400	- Early Vote Reporting	136	47	34.56		20	19						
753600	7536	931	255	27.39		100	112						
753600	- Absentee Reporting	931	74	7.95		26	36						
753600	- Early Vote Reporting	931	416	44.68		148	214						
753700	7537	158	38	24.05		12	19						
753700	- Absentee Reporting	158	11	6.96		4	5						
753700	- Early Vote Reporting	158	54	34.18		14	31						
753900	7539	5	0	0.00		0	0						
753900	- Absentee Reporting	5	0	0.00		0	0						
753900	- Early Vote Reporting	5	5	100.00		*****							
754000	7540	363	125	34.44		46	51						
754000	- Absentee Reporting	363	29	7.99		12	9						
754000	- Early Vote Reporting	363	154	42.42		64	75						
754100	7541	1095	381	34.79		115	203						
754100	- Absentee Reporting	1095	81	7.40		36	27						
754100	- Early Vote Reporting	1095	377	34.43		153	162						
754300	7543	591	168	28.43		64	87						
754300	- Absentee Reporting	591	50	8.46		18	19						
754300	- Early Vote Reporting	591	223	37.73		87	103						
754400	7544	236	67	28.39		28	33						
754400	- Absentee Reporting	236	29	12.29		10	10						
754400	- Early Vote Reporting	236	88	37.29		35	45						
754600	7546	0	0	0.00		0	0						
754600	- Absentee Reporting	0	0	0.00		0	0						
754600	- Early Vote Reporting	0	0	0.00		0	0						
754700	7547	41	0	0.00		0	0						
754700	- Absentee Reporting	41	25	60.98		8	9						
754700	- Early Vote Reporting	41	3	7.32		*****							
754800	7548	7	1	14.29		*****							
754800	- Absentee Reporting	7	0	0.00		0	0						
754800	- Early Vote Reporting	7	2	28.57		*****							
754900	7549	2	0	0.00		0	0						
754900	- Absentee Reporting	2	2	100.00		*****							
754900	- Early Vote Reporting	2	0	0.00		0	0						
755000	7550	28	6	21.43		*****							
755000	- Absentee Reporting	28	3	10.71		*****							
755000	- Early Vote Reporting	28	12	42.86		7	4						
755200	7552	221	64	28.96		21	31						
755200	- Absentee Reporting	221	30	13.57		4	19						
755200	- Early Vote Reporting	221	95	42.99		23	59						
755300	7553	58	13	22.41		5	7						
755300	- Absentee Reporting	58	7	12.07		*****							
755300	- Early Vote Reporting	58	18	31.03		8	7						

100021-10

WASHOE COUNTY Statement of Vote
GENERAL ELECTION

100021		NONPARTISAN STATE BD. OF EDUCATION DIST. 2											
		Registration	Ballots Cast	Turnout (%)	Clontz, Donna	Cook, Dave							
755600	7556	12	4	33.33			*****	Insufficient Turnout to Protect Voter Privacy					*****
	755600 - Absentee Reporting	12	0	0.00	0	0							
	755600 - Early Vote Reporting	12	3	25.00			*****	Insufficient Turnout to Protect Voter Privacy					*****
755700	7557	874	269	30.78	100	123							
	755700 - Absentee Reporting	874	67	7.67	25	28							
	755700 - Early Vote Reporting	874	311	35.58	128	145							
755800	7558	2	2	100.00			*****	Insufficient Turnout to Protect Voter Privacy					*****
	755800 - Absentee Reporting	2	0	0.00	0	0							
	755800 - Early Vote Reporting	2	0	0.00	0	0							
756200	7562	0	0	0.00	0	0							
	756200 - Absentee Reporting	0	0	0.00	0	0							
	756200 - Early Vote Reporting	0	0	0.00	0	0							
756300	7563	61	12	19.67	2	6							
	756300 - Absentee Reporting	61	7	11.48			*****	Insufficient Turnout to Protect Voter Privacy					*****
	756300 - Early Vote Reporting	61	21	34.43	10	10							
756500	7565	14	5	35.71			*****	Insufficient Turnout to Protect Voter Privacy					*****
	756500 - Absentee Reporting	14	2	14.29			*****	Insufficient Turnout to Protect Voter Privacy					*****
	756500 - Early Vote Reporting	14	7	50.00			*****	Insufficient Turnout to Protect Voter Privacy					*****
756600	7566	0	0	0.00	0	0							
	756600 - Absentee Reporting	0	0	0.00	0	0							
	756600 - Early Vote Reporting	0	0	0.00	0	0							
756700	7567	0	0	0.00	0	0							
	756700 - Absentee Reporting	0	0	0.00	0	0							
	756700 - Early Vote Reporting	0	0	0.00	0	0							
756900	7569	29	9	31.03			*****	Insufficient Turnout to Protect Voter Privacy					*****
	756900 - Absentee Reporting	29	3	10.34			*****	Insufficient Turnout to Protect Voter Privacy					*****
	756900 - Early Vote Reporting	29	11	37.93	7	2							
757000	7570	104	26	25.00	9	11							
	757000 - Absentee Reporting	104	12	11.54	3	5							
	757000 - Early Vote Reporting	104	37	35.58	20	16							
757100	7571	77	19	24.68	9	8							
	757100 - Absentee Reporting	77	8	10.39			*****	Insufficient Turnout to Protect Voter Privacy					*****
	757100 - Early Vote Reporting	77	42	54.55	15	23							
757200	7572	23	1	4.35			*****	Insufficient Turnout to Protect Voter Privacy					*****
	757200 - Absentee Reporting	23	4	17.39			*****	Insufficient Turnout to Protect Voter Privacy					*****
	757200 - Early Vote Reporting	23	12	52.17	5	5							
757300	7573	245	72	29.39	29	32							
	757300 - Absentee Reporting	245	10	4.08	7	3							
	757300 - Early Vote Reporting	245	77	31.43	32	30							
757400	7574	0	0	0.00	0	0							
	757400 - Absentee Reporting	0	0	0.00	0	0							
	757400 - Early Vote Reporting	0	0	0.00	0	0							
757500	7575	9	3	33.33			*****	Insufficient Turnout to Protect Voter Privacy					*****
	757500 - Absentee Reporting	9	0	0.00	0	0							
	757500 - Early Vote Reporting	9	3	33.33			*****	Insufficient Turnout to Protect Voter Privacy					*****
757600	7576	752	214	28.46	61	122							
	757600 - Absentee Reporting	752	82	10.90	31	25							
	757600 - Early Vote Reporting	752	318	42.29	100	146							
757700	7577	264	74	28.03	25	38							
	757700 - Absentee Reporting	264	10	3.79	3	5							
	757700 - Early Vote Reporting	264	113	42.80	48	39							
757800	7578	157	60	38.22	20	34							
	757800 - Absentee Reporting	157	8	5.10			*****	Insufficient Turnout to Protect Voter Privacy					*****
	757800 - Early Vote Reporting	157	60	38.22	17	38							
757900	7579	148	0	0.00	0	0							
	757900 - Absentee Reporting	148	99	66.89	26	41							
	757900 - Early Vote Reporting	148	4	2.70			*****	Insufficient Turnout to Protect Voter Privacy					*****
758000	7580	9	0	0.00	0	0							
	758000 - Absentee Reporting	9	8	88.89			*****	Insufficient Turnout to Protect Voter Privacy					*****
	758000 - Early Vote Reporting	9	0	0.00	0	0							

10-10-57

100021		NONPARTISAN STATE BD. OF EDUCATION DIST. 2											
	Registration	Ballots Cast	Turnout (%)		Clontz, Donna	Cook, Dave							
758100 7581	170	76	44.71		23	41							
758100 - Absentee Reporting	170	6	3.53		*****								Insufficient Turnout to Protect Voter Privacy *****
758100 - Early Vote Reporting	170	16	9.41		9	4							
758200 7582	20	6	30.00		*****								Insufficient Turnout to Protect Voter Privacy *****
758200 - Absentee Reporting	20	0	0.00		0	0							
758200 - Early Vote Reporting	20	9	45.00		*****								Insufficient Turnout to Protect Voter Privacy *****
758300 7583	2	2	100.00		*****								Insufficient Turnout to Protect Voter Privacy *****
758300 - Absentee Reporting	2	0	0.00		0	0							
758300 - Early Vote Reporting	2	0	0.00		0	0							
758400 7584	2	0	0.00		0	0							
758400 - Absentee Reporting	2	0	0.00		0	0							
758400 - Early Vote Reporting	2	2	100.00		*****								Insufficient Turnout to Protect Voter Privacy *****
758500 7585	1	0	0.00		0	0							
758500 - Absentee Reporting	1	0	0.00		0	0							
758500 - Early Vote Reporting	1	1	100.00		*****								Insufficient Turnout to Protect Voter Privacy *****
758600 7586	247	61	24.70		18	38							
758600 - Absentee Reporting	247	33	13.36		10	16							
758600 - Early Vote Reporting	247	110	44.53		55	45							
758700 7587	16	0	0.00		0	0							
758700 - Absentee Reporting	16	4	25.00		*****								Insufficient Turnout to Protect Voter Privacy *****
758700 - Early Vote Reporting	16	11	68.75		3	7							
758800 7588	30	5	16.67		*****								Insufficient Turnout to Protect Voter Privacy *****
758800 - Absentee Reporting	30	2	6.67		*****								Insufficient Turnout to Protect Voter Privacy *****
758800 - Early Vote Reporting	30	16	53.33		5	9							
758900 7589	10	4	40.00		*****								Insufficient Turnout to Protect Voter Privacy *****
758900 - Absentee Reporting	10	0	0.00		0	0							
758900 - Early Vote Reporting	10	0	0.00		0	0							
810000 8100	854	191	22.37		70	85							
810000 - Absentee Reporting	854	116	13.58		32	43							
810000 - Early Vote Reporting	854	446	52.22		169	200							
810100 8101	15	4	26.67		*****								Insufficient Turnout to Protect Voter Privacy *****
810100 - Absentee Reporting	15	1	6.67		*****								Insufficient Turnout to Protect Voter Privacy *****
810100 - Early Vote Reporting	15	9	60.00		*****								Insufficient Turnout to Protect Voter Privacy *****
810200 8102	36	11	30.56		3	6							
810200 - Absentee Reporting	36	2	5.56		*****								Insufficient Turnout to Protect Voter Privacy *****
810200 - Early Vote Reporting	36	17	47.22		10	6							
810300 8103	693	77	11.11		27	25							
810300 - Absentee Reporting	693	89	12.84		27	32							
810300 - Early Vote Reporting	693	447	64.50		178	190							
810400 8104	603	115	19.07		37	42							
810400 - Absentee Reporting	603	102	16.92		22	34							
810400 - Early Vote Reporting	603	244	40.46		67	101							
810500 8105	633	100	15.80		44	29							
810500 - Absentee Reporting	633	98	15.48		30	27							
810500 - Early Vote Reporting	633	302	47.71		145	94							
810600 8106	908	168	18.50		53	46							
810600 - Absentee Reporting	908	116	12.78		31	40							
810600 - Early Vote Reporting	908	436	48.02		148	170							
810700 8107	1103	210	19.04		69	62							
810700 - Absentee Reporting	1103	191	17.32		41	70							
810700 - Early Vote Reporting	1103	397	35.99		132	145							
810800 8108	905	163	18.01		48	58							
810800 - Absentee Reporting	905	156	17.24		52	57							
810800 - Early Vote Reporting	905	407	44.97		156	153							
810900 8109	1018	216	21.22		73	70							
810900 - Absentee Reporting	1018	151	14.83		44	47							
810900 - Early Vote Reporting	1018	404	39.69		149	166							
811000 8110	318	48	15.09		15	17							
811000 - Absentee Reporting	318	100	31.45		27	29							
811000 - Early Vote Reporting	318	97	30.50		35	30							

12-1057

WASHOE COUNTY Statement of Vote
GENERAL ELECTION

NONPARTISAN STATE BD. OF EDUCATION DIST. 2

100021		NONPARTISAN STATE BD. OF EDUCATION DIST. 2													
	Registration	Ballots Cast	Turnout (%)		Clontz, Donna	Cook, Dave									
811100 8111	5	1	20.00		*****									Insufficient Turnout to Protect Voter Privacy	*****
811100 - Absentee Reporting	5	0	0.00		0	0									
811100 - Early Vote Reporting	5	2	40.00		*****									Insufficient Turnout to Protect Voter Privacy	*****
811200 8112	39	4	10.26		*****									Insufficient Turnout to Protect Voter Privacy	*****
811200 - Absentee Reporting	39	8	20.51		*****									Insufficient Turnout to Protect Voter Privacy	*****
811200 - Early Vote Reporting	39	16	41.03		5	5									
811400 8114	31	8	25.81		*****									Insufficient Turnout to Protect Voter Privacy	*****
811400 - Absentee Reporting	31	10	32.26		0	4									
811400 - Early Vote Reporting	31	10	32.26		3	3									
811500 8115	3	1	33.33		*****									Insufficient Turnout to Protect Voter Privacy	*****
811500 - Absentee Reporting	3	0	0.00		0	0									
811500 - Early Vote Reporting	3	1	33.33		*****									Insufficient Turnout to Protect Voter Privacy	*****
811600 8116	963	180	18.69		58	67									
811600 - Absentee Reporting	963	114	11.84		26	37									
811600 - Early Vote Reporting	963	429	44.55		146	164									
811700 8117	804	138	17.16		47	46									
811700 - Absentee Reporting	804	155	19.28		39	51									
811700 - Early Vote Reporting	804	326	40.55		147	123									
811800 8118	16	2	12.50		*****									Insufficient Turnout to Protect Voter Privacy	*****
811800 - Absentee Reporting	16	8	50.00		*****									Insufficient Turnout to Protect Voter Privacy	*****
811800 - Early Vote Reporting	16	4	25.00		*****									Insufficient Turnout to Protect Voter Privacy	*****
812000 8120	18	3	16.67		*****									Insufficient Turnout to Protect Voter Privacy	*****
812000 - Absentee Reporting	18	11	61.11		1	4									
812000 - Early Vote Reporting	18	2	11.11		*****									Insufficient Turnout to Protect Voter Privacy	*****
812100 8121	1	0	0.00		0	0									
812100 - Absentee Reporting	1	0	0.00		0	0									
812100 - Early Vote Reporting	1	1	100.00		*****									Insufficient Turnout to Protect Voter Privacy	*****
812500 8125	3	0	0.00		0	0									
812500 - Absentee Reporting	3	0	0.00		0	0									
812500 - Early Vote Reporting	3	3	100.00		*****									Insufficient Turnout to Protect Voter Privacy	*****
812600 8126	6	1	16.67		*****									Insufficient Turnout to Protect Voter Privacy	*****
812600 - Absentee Reporting	6	2	33.33		*****									Insufficient Turnout to Protect Voter Privacy	*****
812600 - Early Vote Reporting	6	3	50.00		*****									Insufficient Turnout to Protect Voter Privacy	*****
812700 8127	1	0	0.00		0	0									
812700 - Absentee Reporting	1	0	0.00		0	0									
812700 - Early Vote Reporting	1	1	100.00		*****									Insufficient Turnout to Protect Voter Privacy	*****
812800 8128	10	0	0.00		0	0									
812800 - Absentee Reporting	10	0	0.00		0	0									
812800 - Early Vote Reporting	10	7	70.00		*****									Insufficient Turnout to Protect Voter Privacy	*****
812900 8129	54	7	12.96		*****									Insufficient Turnout to Protect Voter Privacy	*****
812900 - Absentee Reporting	54	10	18.52		1	8									
812900 - Early Vote Reporting	54	29	53.70		13	13									
813000 8130	2	0	0.00		0	0									
813000 - Absentee Reporting	2	1	50.00		*****									Insufficient Turnout to Protect Voter Privacy	*****
813000 - Early Vote Reporting	2	1	50.00		*****									Insufficient Turnout to Protect Voter Privacy	*****
820000 8200	788	189	23.98		61	93									
820000 - Absentee Reporting	788	69	8.76		24	30									
820000 - Early Vote Reporting	788	443	56.22		126	237									
820100 8201	368	143	38.86		41	83									
820100 - Absentee Reporting	368	26	7.07		10	14									
820100 - Early Vote Reporting	368	129	35.05		40	73									
820200 8202	1321	266	20.14		86	133									
820200 - Absentee Reporting	1321	118	8.93		38	49									
820200 - Early Vote Reporting	1321	767	58.06		279	374									
820300 8203	928	157	16.92		46	77									
820300 - Absentee Reporting	928	123	13.25		44	34									
820300 - Early Vote Reporting	928	502	54.09		194	221									
820400 8204	112	25	22.32		4	14									
820400 - Absentee Reporting	112	5	4.46		*****									Insufficient Turnout to Protect Voter Privacy	*****
820400 - Early Vote Reporting	112	68	60.71		19	36									

10-10-12

WASHOE COUNTY Statement of Vote
GENERAL ELECTION

NONPARTISAN STATE BD. OF EDUCATION DIST. 2

100021

	Registration	Ballots Cast	Turnout (%)	Clontz, Donna	Cook, Dave													
820500 8205	1042	244	23.42	88	116													
820500 - Absentee Reporting	1042	113	10.84	33	45													
820500 - Early Vote Reporting	1042	595	57.10	220	265													
820600 8206	133	14	10.53	5	9													
820600 - Absentee Reporting	133	22	16.54	7	7													
820600 - Early Vote Reporting	133	78	58.65	23	34													
820700 8207	732	112	15.30	30	57													
820700 - Absentee Reporting	732	95	12.98	25	39													
820700 - Early Vote Reporting	732	427	58.33	138	210													
820800 8208	273	50	18.32	17	24													
820800 - Absentee Reporting	273	20	7.33	7	7													
820800 - Early Vote Reporting	273	171	62.64	60	91													
820900 8209	989	204	20.63	65	101													
820900 - Absentee Reporting	989	70	7.08	24	25													
820900 - Early Vote Reporting	989	583	58.95	219	249													
821000 8210	942	197	20.91	47	106													
821000 - Absentee Reporting	942	110	11.68	39	41													
821000 - Early Vote Reporting	942	463	49.15	146	233													
821100 8211	31	9	29.03	*****	*****													
821100 - Absentee Reporting	31	5	16.13	*****	*****													
821100 - Early Vote Reporting	31	10	32.26	3	6													
821200 8212	9	1	11.11	*****	*****													
821200 - Absentee Reporting	9	0	0.00	0	0													
821200 - Early Vote Reporting	9	6	66.67	*****	*****													
821300 8213	218	36	16.51	10	18													
821300 - Absentee Reporting	218	21	9.63	2	6													
821300 - Early Vote Reporting	218	133	61.01	44	69													
821400 8214	149	36	24.16	5	22													
821400 - Absentee Reporting	149	27	18.12	5	10													
821400 - Early Vote Reporting	149	67	44.97	22	34													
821500 8215	218	55	25.23	15	25													
821500 - Absentee Reporting	218	20	9.17	8	8													
821500 - Early Vote Reporting	218	116	53.21	49	49													
821600 8216	364	54	14.84	14	25													
821600 - Absentee Reporting	364	31	8.52	7	13													
821600 - Early Vote Reporting	364	232	63.74	86	106													
821700 8217	1004	155	15.44	39	84													
821700 - Absentee Reporting	1004	77	7.67	30	25													
821700 - Early Vote Reporting	1004	637	63.45	234	315													
821800 8218	7	1	14.29	*****	*****													
821800 - Absentee Reporting	7	0	0.00	0	0													
821800 - Early Vote Reporting	7	5	71.43	*****	*****													
821900 8219	337	148	43.92	47	82													
821900 - Absentee Reporting	337	41	12.17	11	17													
821900 - Early Vote Reporting	337	97	28.78	29	49													
822000 8220	756	302	39.95	83	175													
822000 - Absentee Reporting	756	70	9.26	15	28													
822000 - Early Vote Reporting	756	298	39.42	100	150													
822100 8221	643	260	40.44	87	136													
822100 - Absentee Reporting	643	36	5.60	8	18													
822100 - Early Vote Reporting	643	245	38.10	97	119													
822200 8222	864	364	42.13	113	191													
822200 - Absentee Reporting	864	50	5.79	14	16													
822200 - Early Vote Reporting	864	314	36.34	129	139													
822300 8223	30	6	20.00	*****	*****													
822300 - Absentee Reporting	30	3	10.00	*****	*****													
822300 - Early Vote Reporting	30	15	50.00	3	5													
822600 8226	4	1	25.00	*****	*****													
822600 - Absentee Reporting	4	0	0.00	0	0													
822600 - Early Vote Reporting	4	2	50.00	*****	*****													

Insufficient Turnout to Protect Voter Privacy
Insufficient Turnout to Protect Voter Privacy

Insufficient Turnout to Protect Voter Privacy
Insufficient Turnout to Protect Voter Privacy

Insufficient Turnout to Protect Voter Privacy
Insufficient Turnout to Protect Voter Privacy

Insufficient Turnout to Protect Voter Privacy
Insufficient Turnout to Protect Voter Privacy

Insufficient Turnout to Protect Voter Privacy
Insufficient Turnout to Protect Voter Privacy

Insufficient Turnout to Protect Voter Privacy
Insufficient Turnout to Protect Voter Privacy

Insufficient Turnout to Protect Voter Privacy
Insufficient Turnout to Protect Voter Privacy

701-01

WASHOE COUNTY Statement of Vote
GENERAL ELECTION

100021		NONPARTISAN STATE BD. OF EDUCATION DIST. 2										
	Registration	Ballots Cast	Turnout (%)	Clontz, Donna	Cook, Dave							
822700 8227	7	0	0.00	0	0							
822700 - Absentee Reporting	7	1	14.29	*****	*****							
822700 - Early Vote Reporting	7	4	57.14	*****	*****							
822800 8228	52	20	38.46	2	13							
822800 - Absentee Reporting	52	2	3.85	*****	*****							
822800 - Early Vote Reporting	52	18	34.62	9	7							
822900 8229	2	0	0.00	0	0							
822900 - Absentee Reporting	2	0	0.00	0	0							
822900 - Early Vote Reporting	2	1	50.00	*****	*****							
823000 8230	25	2	8.00	*****	*****							
823000 - Absentee Reporting	25	3	12.00	*****	*****							
823000 - Early Vote Reporting	25	16	64.00	8	4							
823100 8231	72	22	30.56	6	12							
823100 - Absentee Reporting	72	9	12.50	*****	*****							
823100 - Early Vote Reporting	72	29	40.28	13	13							
823200 8232	28	5	17.86	*****	*****							
823200 - Absentee Reporting	28	5	17.86	*****	*****							
823200 - Early Vote Reporting	28	13	46.43	7	4							
823300 8233	782	196	25.06	58	97							
823300 - Absentee Reporting	782	48	6.14	16	23							
823300 - Early Vote Reporting	782	410	52.43	158	179							
823400 8234	116	16	13.79	6	6							
823400 - Absentee Reporting	116	16	13.79	4	12							
823400 - Early Vote Reporting	116	69	59.48	22	36							
823500 8235	184	30	16.30	7	17							
823500 - Absentee Reporting	184	25	13.59	7	5							
823500 - Early Vote Reporting	184	98	53.26	33	39							
823600 8236	1173	186	15.86	54	92							
823600 - Absentee Reporting	1173	182	15.52	51	82							
823600 - Early Vote Reporting	1173	669	57.03	210	320							
823700 8237	30	2	6.67	*****	*****							
823700 - Absentee Reporting	30	2	6.67	*****	*****							
823700 - Early Vote Reporting	30	20	66.67	4	7							
823800 8238	941	176	18.70	49	83							
823800 - Absentee Reporting	941	159	16.90	33	73							
823800 - Early Vote Reporting	941	502	53.35	171	237							
823900 8239	2	0	0.00	0	0							
823900 - Absentee Reporting	2	0	0.00	0	0							
823900 - Early Vote Reporting	2	0	0.00	0	0							
824000 8240	89	26	29.21	9	12							
824000 - Absentee Reporting	89	11	12.36	5	5							
824000 - Early Vote Reporting	89	41	46.07	17	11							
824100 8241	67	14	20.90	8	4							
824100 - Absentee Reporting	67	12	17.91	2	6							
824100 - Early Vote Reporting	67	34	50.75	11	19							
824400 8244	85	17	20.00	9	6							
824400 - Absentee Reporting	85	9	10.59	*****	*****							
824400 - Early Vote Reporting	85	38	44.71	15	17							
824500 8245	443	93	20.99	33	42							
824500 - Absentee Reporting	443	36	8.13	13	13							
824500 - Early Vote Reporting	443	212	47.86	93	89							
824700 8247	205	49	23.90	15	25							
824700 - Absentee Reporting	205	41	20.00	14	15							
824700 - Early Vote Reporting	205	94	45.85	37	38							
825000 8250	797	125	15.68	44	54							
825000 - Absentee Reporting	797	74	9.28	24	31							
825000 - Early Vote Reporting	797	468	58.72	165	209							
825100 8251	24	6	25.00	*****	*****							
825100 - Absentee Reporting	24	6	25.00	*****	*****							
825100 - Early Vote Reporting	24	10	41.67	3	4							

12-10-12

WASHOE COUNTY Statement of Vote
GENERAL ELECTION

NONPARTISAN STATE BD. OF EDUCATION DIST. 2

100021

	Registration	Ballots Cast	Turnout (%)	Clontz, Donna	Cook, Dave													
825200 8252	20	2	10.00			*****	Insufficient Turnout to Protect Voter Privacy										*****	
825200 - Absentee Reporting	20	3	15.00			*****	Insufficient Turnout to Protect Voter Privacy										*****	
825200 - Early Vote Reporting	20	11	55.00	4	4													
825300 8253	247	50	20.24	13	26													
825300 - Absentee Reporting	247	19	7.69	2	9													
825300 - Early Vote Reporting	247	148	59.92	51	69													
825400 8254	1255	263	20.96	93	125													
825400 - Absentee Reporting	1255	111	8.84	42	32													
825400 - Early Vote Reporting	1255	693	55.22	249	348													
825500 8255	15	2	13.33			*****	Insufficient Turnout to Protect Voter Privacy										*****	
825500 - Absentee Reporting	15	0	0.00	0	0													
825500 - Early Vote Reporting	15	10	66.67	4	6													
825600 8256	565	124	21.95	41	65													
825600 - Absentee Reporting	565	41	7.26	13	14													
825600 - Early Vote Reporting	565	287	50.80	102	137													
825900 8259	0	0	0.00	0	0													
825900 - Absentee Reporting	0	0	0.00	0	0													
825900 - Early Vote Reporting	0	0	0.00	0	0													
826000 8260	0	0	0.00	0	0													
826000 - Absentee Reporting	0	0	0.00	0	0													
826000 - Early Vote Reporting	0	0	0.00	0	0													
826100 8261	19	5	26.32			*****	Insufficient Turnout to Protect Voter Privacy										*****	
826100 - Absentee Reporting	19	4	21.05			*****	Insufficient Turnout to Protect Voter Privacy										*****	
826100 - Early Vote Reporting	19	9	47.37			*****	Insufficient Turnout to Protect Voter Privacy										*****	
826200 8262	180	38	21.11	21	14													
826200 - Absentee Reporting	180	13	7.22	4	8													
826200 - Early Vote Reporting	180	91	50.56	33	43													
826300 8263	729	130	17.83	40	67													
826300 - Absentee Reporting	729	93	12.76	29	42													
826300 - Early Vote Reporting	729	419	57.48	142	195													
826400 8264	274	103	37.59	34	48													
826400 - Absentee Reporting	274	24	8.76	12	4													
826400 - Early Vote Reporting	274	105	38.32	35	54													
826500 8265	2	2	100.00			*****	Insufficient Turnout to Protect Voter Privacy										*****	
826500 - Absentee Reporting	2	0	0.00	0	0													
826500 - Early Vote Reporting	2	0	0.00	0	0													
826600 8266	1	0	0.00	0	0													
826600 - Absentee Reporting	1	0	0.00	0	0													
826600 - Early Vote Reporting	1	0	0.00	0	0													
826700 8267	2	0	0.00	0	0													
826700 - Absentee Reporting	2	0	0.00	0	0													
826700 - Early Vote Reporting	2	2	100.00			*****	Insufficient Turnout to Protect Voter Privacy										*****	
826800 8268	4	0	0.00	0	0													
826800 - Absentee Reporting	4	1	25.00			*****	Insufficient Turnout to Protect Voter Privacy										*****	
826800 - Early Vote Reporting	4	2	50.00			*****	Insufficient Turnout to Protect Voter Privacy										*****	
827000 8270	366	93	25.41	27	46													
827000 - Absentee Reporting	366	20	5.46	6	8													
827000 - Early Vote Reporting	366	189	51.64	59	89													
827100 8271	745	141	18.93	33	67													
827100 - Absentee Reporting	745	97	13.02	33	29													
827100 - Early Vote Reporting	745	421	56.51	164	180													
827300 8273	344	130	37.79	32	72													
827300 - Absentee Reporting	344	43	12.50	16	10													
827300 - Early Vote Reporting	344	108	31.40	40	49													
827400 8274	0	0	0.00	0	0													
827400 - Absentee Reporting	0	0	0.00	0	0													
827400 - Early Vote Reporting	0	0	0.00	0	0													
827500 8275	0	0	0.00	0	0													
827500 - Absentee Reporting	0	0	0.00	0	0													
827500 - Early Vote Reporting	0	0	0.00	0	0													

10-10-12

WASHOE COUNTY Statement of Vote
GENERAL ELECTION

100021		NONPARTISAN STATE BD. OF EDUCATION DIST. 2													
	Registration	Ballots Cast	Turnout (%)	Clontz, Donna	Cook, Dave										
827600 8276	34	13	38.24	9	3										
827600 - Absentee Reporting	34	0	0.00	0	0										
827600 - Early Vote Reporting	34	12	35.29	5	6										
827700 8277	464	89	19.18	39	30										
827700 - Absentee Reporting	464	50	10.78	8	28										
827700 - Early Vote Reporting	464	259	55.82	97	119										
827800 8278	365	63	17.26	15	35										
827800 - Absentee Reporting	365	21	5.75	4	9										
827800 - Early Vote Reporting	365	243	66.58	91	100										
828100 8281	17	0	0.00	0	0										
828100 - Absentee Reporting	17	5	29.41	*****				Insufficient Turnout to Protect Voter Privacy				*****			
828100 - Early Vote Reporting	17	11	64.71	2	7										
828700 8287	2	0	0.00	0	0										
828700 - Absentee Reporting	2	0	0.00	0	0										
828700 - Early Vote Reporting	2	2	100.00	*****				Insufficient Turnout to Protect Voter Privacy				*****			
828900 8289	0	0	0.00	0	0										
828900 - Absentee Reporting	0	0	0.00	0	0										
828900 - Early Vote Reporting	0	0	0.00	0	0										
829000 8290	0	0	0.00	0	0										
829000 - Absentee Reporting	0	0	0.00	0	0										
829000 - Early Vote Reporting	0	0	0.00	0	0										
829100 8291	0	0	0.00	0	0										
829100 - Absentee Reporting	0	0	0.00	0	0										
829100 - Early Vote Reporting	0	0	0.00	0	0										
829200 8292	0	0	0.00	0	0										
829200 - Absentee Reporting	0	0	0.00	0	0										
829200 - Early Vote Reporting	0	0	0.00	0	0										
829300 8293	0	0	0.00	0	0										
829300 - Absentee Reporting	0	0	0.00	0	0										
829300 - Early Vote Reporting	0	0	0.00	0	0										
829400 8294	2	0	0.00	0	0										
829400 - Absentee Reporting	2	0	0.00	0	0										
829400 - Early Vote Reporting	2	2	100.00	*****				Insufficient Turnout to Protect Voter Privacy				*****			
829500 8295	11	2	18.18	*****				Insufficient Turnout to Protect Voter Privacy				*****			
829500 - Absentee Reporting	11	0	0.00	0	0										
829500 - Early Vote Reporting	11	5	45.45	*****				Insufficient Turnout to Protect Voter Privacy				*****			
840000 8400	0	0	0.00	0	0										
840000 - Absentee Reporting	0	0	0.00	0	0										
840000 - Early Vote Reporting	0	0	0.00	0	0										
850000 8500	65	8	12.31	*****				Insufficient Turnout to Protect Voter Privacy				*****			
850000 - Absentee Reporting	65	10	15.38	7	1										
850000 - Early Vote Reporting	65	35	53.85	10	18										
850200 8502	208	58	27.88	14	31										
850200 - Absentee Reporting	208	24	11.54	12	8										
850200 - Early Vote Reporting	208	95	45.67	33	49										
850500 8505	25	4	16.00	*****				Insufficient Turnout to Protect Voter Privacy				*****			
850500 - Absentee Reporting	25	3	12.00	*****				Insufficient Turnout to Protect Voter Privacy				*****			
850500 - Early Vote Reporting	25	11	44.00	2	3										
910100 - Absentee Reporting	0	0	0.00	0	0										
910200 - Absentee Reporting	0	0	0.00	0	0										
910300 - Absentee Reporting	0	0	0.00	0	0										
910600 - Absentee Reporting	0	0	0.00	0	0										
910700 - Absentee Reporting	0	0	0.00	0	0										
910900 - Absentee Reporting	0	0	0.00	0	0										
911400 - Absentee Reporting	0	0	0.00	0	0										
911500 - Absentee Reporting	0	0	0.00	0	0										
911600 - Absentee Reporting	0	0	0.00	0	0										
911700 - Absentee Reporting	0	0	0.00	0	0										
911800 - Absentee Reporting	0	0	0.00	0	0										
912000 - Absentee Reporting	0	0	0.00	0	0										

10-1057

100021	NONPARTISAN STATE BD. OF EDUCATION DIST. 2														
	Registration	Ballots Cast	Turnout (%)		Clontz, Donna	Cook, Dave									
912100 - Absentee Reporting	0	0	0.00		0	0									
912200 - Absentee Reporting	0	0	0.00		0	0									
912300 - Absentee Reporting	0	0	0.00		0	0									
912400 - Absentee Reporting	0	0	0.00		0	0									
912500 - Absentee Reporting	0	0	0.00		0	0									
912600 - Absentee Reporting	0	0	0.00		0	0									
912800 - Absentee Reporting	0	0	0.00		0	0									
912900 - Absentee Reporting	0	0	0.00		0	0									
920200 - Absentee Reporting	0	0	0.00		0	0									
920500 - Absentee Reporting	0	0	0.00		0	0									
920700 - Absentee Reporting	0	0	0.00		0	0									
920800 - Absentee Reporting	0	0	0.00		0	0									
921000 - Absentee Reporting	0	0	0.00		0	0									
921100 - Absentee Reporting	0	0	0.00		0	0									
921200 - Absentee Reporting	0	0	0.00		0	0									
921400 - Absentee Reporting	0	0	0.00		0	0									
921500 - Absentee Reporting	0	0	0.00		0	0									
921800 - Absentee Reporting	0	0	0.00		0	0									
922100 - Absentee Reporting	0	0	0.00		0	0									
922200 - Absentee Reporting	0	0	0.00		0	0									
922300 - Absentee Reporting	0	0	0.00		0	0									
922400 - Absentee Reporting	0	0	0.00		0	0									
922700 - Absentee Reporting	0	0	0.00		0	0									
922800 - Absentee Reporting	0	0	0.00		0	0									
922900 - Absentee Reporting	0	0	0.00		0	0									
923000 - Absentee Reporting	0	0	0.00		0	0									
923100 - Absentee Reporting	0	0	0.00		0	0									
923200 - Absentee Reporting	0	0	0.00		0	0									
923300 - Absentee Reporting	0	0	0.00		0	0									
923400 - Absentee Reporting	0	0	0.00		0	0									
923500 - Absentee Reporting	0	0	0.00		0	0									
923600 - Absentee Reporting	0	0	0.00		0	0									
923700 - Absentee Reporting	0	0	0.00		0	0									
923900 - Absentee Reporting	0	0	0.00		0	0									
924000 - Absentee Reporting	0	0	0.00		0	0									
924300 - Absentee Reporting	0	0	0.00		0	0									
924400 - Absentee Reporting	0	0	0.00		0	0									
924500 - Absentee Reporting	0	0	0.00		0	0									
924600 - Absentee Reporting	0	0	0.00		0	0									
924700 - Absentee Reporting	0	0	0.00		0	0									
924800 - Absentee Reporting	0	0	0.00		0	0									
924900 - Absentee Reporting	0	0	0.00		0	0									
925100 - Absentee Reporting	0	0	0.00		0	0									
930300 - Absentee Reporting	0	0	0.00		0	0									
930400 - Absentee Reporting	0	0	0.00		0	0									
930700 - Absentee Reporting	0	0	0.00		0	0									
930800 - Absentee Reporting	0	0	0.00		0	0									
930900 - Absentee Reporting	0	0	0.00		0	0									
931000 - Absentee Reporting	0	0	0.00		0	0									
931100 - Absentee Reporting	0	0	0.00		0	0									
931200 - Absentee Reporting	0	0	0.00		0	0									
940000 - Absentee Reporting	0	0	0.00		0	0									
940800 - Absentee Reporting	0	0	0.00		0	0									
941500 - Absentee Reporting	0	0	0.00		0	0									
941700 - Absentee Reporting	0	0	0.00		0	0									
941900 - Absentee Reporting	0	0	0.00		0	0									
942000 - Absentee Reporting	0	0	0.00		0	0									
942200 - Absentee Reporting	0	0	0.00		0	0									
942400 - Absentee Reporting	0	0	0.00		0	0									
942500 - Absentee Reporting	0	0	0.00		0	0									

1501-81

WASHOE COUNTY Statement of Vote
GENERAL ELECTION

100021	NONPARTISAN STATE BD. OF EDUCATION DIST. 2													
	Registration	Ballots Cast	Turnout (%)	Clontz, Donna	Cook, Dave									
950100 - Absentee Reporting	0	0	0.00	0	0									
950700 - Absentee Reporting	0	0	0.00	0	0									
951200 - Absentee Reporting	0	0	0.00	0	0									
951300 - Absentee Reporting	0	0	0.00	0	0									
951600 - Absentee Reporting	0	0	0.00	0	0									
951900 - Absentee Reporting	0	0	0.00	0	0									
952000 - Absentee Reporting	0	0	0.00	0	0									
952100 - Absentee Reporting	0	0	0.00	0	0									
952300 - Absentee Reporting	0	0	0.00	0	0									
952600 - Absentee Reporting	0	0	0.00	0	0									
952700 - Absentee Reporting	0	0	0.00	0	0									
953000 - Absentee Reporting	0	0	0.00	0	0									
953200 - Absentee Reporting	0	0	0.00	0	0									
953300 - Absentee Reporting	0	0	0.00	0	0									
953500 - Absentee Reporting	0	0	0.00	0	0									
953700 - Absentee Reporting	0	0	0.00	0	0									
953800 - Absentee Reporting	0	0	0.00	0	0									
954000 - Absentee Reporting	0	0	0.00	0	0									
954100 - Absentee Reporting	0	0	0.00	0	0									
954200 - Absentee Reporting	0	0	0.00	0	0									
954300 - Absentee Reporting	0	0	0.00	0	0									
954400 - Absentee Reporting	0	0	0.00	0	0									
954500 - Absentee Reporting	0	0	0.00	0	0									
954600 - Absentee Reporting	0	0	0.00	0	0									
954700 - Absentee Reporting	0	0	0.00	0	0									
954800 - Absentee Reporting	0	0	0.00	0	0									
954900 - Absentee Reporting	0	0	0.00	0	0									
955000 - Absentee Reporting	0	0	0.00	0	0									
955100 - Absentee Reporting	0	0	0.00	0	0									
955200 - Absentee Reporting	0	0	0.00	0	0									
955300 - Absentee Reporting	0	0	0.00	0	0									
955400 - Absentee Reporting	0	0	0.00	0	0									
955500 - Absentee Reporting	0	0	0.00	0	0									
955600 - Absentee Reporting	0	0	0.00	0	0									
955700 - Absentee Reporting	0	0	0.00	0	0									
Precinct Totals	240971	55610	23.08	19956	25298									
Absentee Reporting Totals	240971	20379	8.46	7018	7692									
Early Vote Reporting Totals	240971	111189	46.14	45225	47291									
Grand Totals	240971	187178	77.68	72199	80281									
UNITED STATES SENATOR	240971	187178	77.68	72199	80281									
DISTRICT 2	240971	187178	77.68	72199	80281									
Senate District 13	60665	43051	70.97	17854	17482									
Senate District 15	77423	61163	79.00	24442	24820									
24TH	30746	20581	66.94	8723	7545									
25TH	42720	35013	81.96	13282	14483									
26TH	43515	35407	81.37	12519	15234									
27TH	34703	26150	75.35	11160	10337									
30TH	29919	22470	75.10	9131	9937									
31ST	36540	29172	79.84	11138	13685									
32ND	16183	12836	79.32	4354	6401									
40TH	6645	5549	83.51	1892	2659									
1	56543	45053	79.68	18294	17004									
4	51687	41841	80.95	15675	19901									
RENO	124098	93640	75.46	37630	37203									
RENO-VERDI	163310	126384	77.39	49016	52475									
GERLACH-WADSWORTH	968	647	66.84	234	308									

12-10-12

100022

NONPARTISAN REGENT, UNIV OF NEVADA, DIST 9

	Registration	Ballots Cast	Turnout (%)	Knecht, Ron	Mackedon, Michon													
206400 2064	0	0	0.00	0	0													
206400 - Absentee Reporting	0	0	0.00	0	0													
206400 - Early Vote Reporting	0	0	0.00	0	0													
810400 8104	603	115	19.07	47	27													
810400 - Absentee Reporting	603	102	16.92	34	15													
810400 - Early Vote Reporting	603	244	40.46	101	54													
810500 8105	633	100	15.80	31	30													
810500 - Absentee Reporting	633	98	15.48	31	18													
810500 - Early Vote Reporting	633	302	47.71	139	82													
810700 8107	1103	210	19.04	83	43													
810700 - Absentee Reporting	1103	191	17.32	77	25													
810700 - Early Vote Reporting	1103	397	35.99	151	99													
810900 8109	1018	216	21.22	87	39													
810900 - Absentee Reporting	1018	151	14.83	46	40													
810900 - Early Vote Reporting	1018	404	39.69	177	110													
811100 8111	5	1	20.00	*****	*****													
811100 - Absentee Reporting	5	0	0.00	0	0													
811100 - Early Vote Reporting	5	2	40.00	*****	*****													
811600 8116	963	180	18.69	68	50													
811600 - Absentee Reporting	963	114	11.84	38	22													
811600 - Early Vote Reporting	963	429	44.55	198	95													
811700 8117	804	138	17.16	44	41													
811700 - Absentee Reporting	804	155	19.28	43	29													
811700 - Early Vote Reporting	804	326	40.55	158	89													
812500 8125	3	0	0.00	0	0													
812500 - Absentee Reporting	3	0	0.00	0	0													
812500 - Early Vote Reporting	3	3	100.00	*****	*****													
812600 8126	6	1	16.67	*****	*****													
812600 - Absentee Reporting	6	2	33.33	*****	*****													
812600 - Early Vote Reporting	6	3	50.00	*****	*****													
821000 8210	942	197	20.91	104	46													
821000 - Absentee Reporting	942	110	11.68	62	18													
821000 - Early Vote Reporting	942	463	49.15	202	166													
821900 8219	337	148	43.92	85	48													
821900 - Absentee Reporting	337	41	12.17	16	11													
821900 - Early Vote Reporting	337	97	28.78	48	30													
822000 8220	756	302	39.95	148	96													
822000 - Absentee Reporting	756	70	9.26	32	14													
822000 - Early Vote Reporting	756	298	39.42	142	96													
822100 8221	643	260	40.44	144	83													
822100 - Absentee Reporting	643	36	5.60	18	9													
822100 - Early Vote Reporting	643	245	38.10	113	103													
822200 8222	864	364	42.13	211	94													
822200 - Absentee Reporting	864	50	5.79	21	8													
822200 - Early Vote Reporting	864	314	36.34	153	116													
823000 8230	25	2	8.00	*****	*****													
823000 - Absentee Reporting	25	3	12.00	*****	*****													
823000 - Early Vote Reporting	25	16	64.00	8	4													
823100 8231	72	22	30.56	10	8													
823100 - Absentee Reporting	72	9	12.50	*****	*****													
823100 - Early Vote Reporting	72	29	40.28	13	10													
826200 8262	180	38	21.11	16	18													
826200 - Absentee Reporting	180	13	7.22	7	5													
826200 - Early Vote Reporting	180	91	50.56	32	40													
826400 8264	274	103	37.59	54	30													
826400 - Absentee Reporting	274	24	8.76	10	6													
826400 - Early Vote Reporting	274	105	38.32	50	41													
827300 8273	344	130	37.79	64	38													
827300 - Absentee Reporting	344	43	12.50	17	6													
827300 - Early Vote Reporting	344	108	31.40	45	47													

Insufficient Turnout to Protect Voter Privacy *****

Insufficient Turnout to Protect Voter Privacy *****

Insufficient Turnout to Protect Voter Privacy *****

Insufficient Turnout to Protect Voter Privacy *****

Insufficient Turnout to Protect Voter Privacy *****

Insufficient Turnout to Protect Voter Privacy *****

Insufficient Turnout to Protect Voter Privacy *****

Insufficient Turnout to Protect Voter Privacy *****

101057

WASHOE COUNTY Statement of Vote
GENERAL ELECTION

NONPARTISAN REGENT, UNIV OF NEVADA, DIST 9												
100022												
	Registration	Ballots Cast	Turnout (%)		Knecht, Ron	Mackendon, Michon						
829500 8295	11	2	18.18		*****							Insufficient Turnout to Protect Voter Privacy *****
829500 - Absentee Reporting	11	0	0.00		0	0						
829500 - Early Vote Reporting	11	5	45.45		*****							Insufficient Turnout to Protect Voter Privacy *****
910100 - Absentee Reporting	0	0	0.00		0	0						
910600 - Absentee Reporting	0	0	0.00		0	0						
911600 - Absentee Reporting	0	0	0.00		0	0						
912100 - Absentee Reporting	0	0	0.00		0	0						
912400 - Absentee Reporting	0	0	0.00		0	0						
912800 - Absentee Reporting	0	0	0.00		0	0						
925100 - Absentee Reporting	0	0	0.00		0	0						
Precinct Totals	9586	2529	26.38		1199	693						
Absentee Reporting Totals	9586	1212	12.64		457	234						
Early Vote Reporting Totals	9586	3881	40.49		1731	1190						
Grand Totals	9586	7622	79.51		3387	2117						
UNITED STATES SENATOR	9586	7622	79.51		3387	2117						
DISTRICT 2	9586	7622	79.51		3387	2117						
26TH	5819	4451	76.49		1832	1093						
40TH	3767	3171	84.18		1555	1024						
1	5138	3884	75.59		1557	913						
RENO	0	0	0.00		0	0						
RENO-VERDI	4448	3738	84.04		1830	1204						

12/11/12

WASHOE COUNTY Statement of Vote
GENERAL ELECTION

100023		NONPARTISAN SCHOOL BOARD TRUSTEE DST A													
		Registration	Ballots Cast	Turnout (%)	Richardson, Date	Ruggerio, Lisa									
100500	1005	0	0	0.00	0	0									
100500	- Absentee Reporting	0	0	0.00	0	0									
100500	- Early Vote Reporting	0	0	0.00	0	0									
105000	1050	0	0	0.00	0	0									
105000	- Absentee Reporting	0	0	0.00	0	0									
105000	- Early Vote Reporting	0	0	0.00	0	0									
105300	1053	414	74	17.87	20	33									
105300	- Absentee Reporting	414	29	7.00	10	10									
105300	- Early Vote Reporting	414	246	59.42	71	117									
201800	2018	1262	253	20.05	72	135									
201800	- Absentee Reporting	1262	78	6.18	13	36									
201800	- Early Vote Reporting	1262	638	50.55	204	322									
201900	2019	404	92	22.77	26	46									
201900	- Absentee Reporting	404	43	10.64	12	14									
201900	- Early Vote Reporting	404	217	53.71	82	100									
202000	2020	427	78	18.27	22	37									
202000	- Absentee Reporting	427	22	5.15	9	9									
202000	- Early Vote Reporting	427	158	37.00	54	76									
202100	2021	596	108	18.12	25	67									
202100	- Absentee Reporting	596	57	9.56	13	20									
202100	- Early Vote Reporting	596	329	55.20	80	186									
202200	2022	553	84	15.19	18	54									
202200	- Absentee Reporting	553	56	10.13	18	22									
202200	- Early Vote Reporting	553	320	57.87	77	184									
202300	2023	1059	242	22.85	74	118									
202300	- Absentee Reporting	1059	53	5.00	15	24									
202300	- Early Vote Reporting	1059	454	42.87	142	208									
203100	2031	1015	178	17.54	63	82									
203100	- Absentee Reporting	1015	138	13.60	36	72									
203100	- Early Vote Reporting	1015	562	55.37	176	303									
203200	2032	933	248	26.58	68	120									
203200	- Absentee Reporting	933	45	4.82	8	20									
203200	- Early Vote Reporting	933	342	36.66	111	169									
203300	2033	848	161	18.99	49	75									
203300	- Absentee Reporting	848	61	7.19	21	28									
203300	- Early Vote Reporting	848	489	57.67	173	228									
203500	2035	797	145	18.19	41	76									
203500	- Absentee Reporting	797	108	13.55	34	50									
203500	- Early Vote Reporting	797	403	50.56	119	201									
203600	2036	905	163	18.01	41	88									
203600	- Absentee Reporting	905	100	11.05	22	57									
203600	- Early Vote Reporting	905	490	54.14	156	252									
203700	2037	295	46	15.59	11	28									
203700	- Absentee Reporting	295	51	17.29	18	25									
203700	- Early Vote Reporting	295	166	56.27	58	83									
204100	2041	718	193	26.88	55	99									
204100	- Absentee Reporting	718	53	7.38	8	25									
204100	- Early Vote Reporting	718	349	48.61	109	186									
204200	2042	1173	285	24.30	83	145									
204200	- Absentee Reporting	1173	58	4.94	25	22									
204200	- Early Vote Reporting	1173	580	49.45	190	304									
204300	2043	2	0	0.00	0	0									
204300	- Absentee Reporting	2	0	0.00	0	0									
204300	- Early Vote Reporting	2	1	50.00	*****	*****									
204400	2044	13	5	38.46	*****	*****									
204400	- Absentee Reporting	13	2	15.38	*****	*****									
204400	- Early Vote Reporting	13	2	15.38	*****	*****									
204500	2045	0	0	0.00	0	0									
204500	- Absentee Reporting	0	0	0.00	0	0									
204500	- Early Vote Reporting	0	0	0.00	0	0									

101027

Insufficient Turnout to Protect Voter Privacy *****

Insufficient Turnout to Protect Voter Privacy *****

Insufficient Turnout to Protect Voter Privacy *****

November 6, 2012

100023		NONPARTISAN SCHOOL BOARD TRUSTEE DST A												
	Registration	Ballots Cast	Turnout (%)	Richardson, Dale	Ruggerio, Lisa									
204600 2046	3	3	100.00			*****	Insufficient Turnout to Protect Voter Privacy						*****	
204600 - Absentee Reporting	3	0	0.00	0	0									
204600 - Early Vote Reporting	3	0	0.00	0	0									
204700 2047	1242	325	26.17	113	153									
204700 - Absentee Reporting	1242	68	5.48	16	35									
204700 - Early Vote Reporting	1242	663	53.38	220	319									
204800 2048	0	0	0.00	0	0									
204800 - Absentee Reporting	0	0	0.00	0	0									
204800 - Early Vote Reporting	0	0	0.00	0	0									
205300 2053	0	0	0.00	0	0									
205300 - Absentee Reporting	0	0	0.00	0	0									
205300 - Early Vote Reporting	0	0	0.00	0	0									
205400 2054	0	0	0.00	0	0									
205400 - Absentee Reporting	0	0	0.00	0	0									
205400 - Early Vote Reporting	0	0	0.00	0	0									
205500 2055	953	241	25.29	69	124									
205500 - Absentee Reporting	953	61	6.40	19	30									
205500 - Early Vote Reporting	953	519	54.46	175	240									
205700 2057	1	0	0.00	0	0									
205700 - Absentee Reporting	1	0	0.00	0	0									
205700 - Early Vote Reporting	1	0	0.00	0	0									
205800 2058	1446	405	28.01	120	197									
205800 - Absentee Reporting	1446	116	8.02	38	39									
205800 - Early Vote Reporting	1446	699	48.34	225	343									
205900 2059	225	46	20.44	17	20									
205900 - Absentee Reporting	225	25	11.11	7	11									
205900 - Early Vote Reporting	225	119	52.89	32	64									
206000 2060	0	0	0.00	0	0									
206000 - Absentee Reporting	0	0	0.00	0	0									
206000 - Early Vote Reporting	0	0	0.00	0	0									
206100 2061	0	0	0.00	0	0									
206100 - Absentee Reporting	0	0	0.00	0	0									
206100 - Early Vote Reporting	0	0	0.00	0	0									
206200 2062	0	0	0.00	0	0									
206200 - Absentee Reporting	0	0	0.00	0	0									
206200 - Early Vote Reporting	0	0	0.00	0	0									
206300 2063	4	0	0.00	0	0									
206300 - Absentee Reporting	4	1	25.00			*****	Insufficient Turnout to Protect Voter Privacy						*****	
206300 - Early Vote Reporting	4	3	75.00			*****	Insufficient Turnout to Protect Voter Privacy						*****	
206400 2064	0	0	0.00	0	0									
206400 - Absentee Reporting	0	0	0.00	0	0									
206400 - Early Vote Reporting	0	0	0.00	0	0									
206500 2065	4	3	75.00			*****	Insufficient Turnout to Protect Voter Privacy						*****	
206500 - Absentee Reporting	4	0	0.00	0	0									
206500 - Early Vote Reporting	4	0	0.00	0	0									
206600 2066	0	0	0.00	0	0									
206600 - Absentee Reporting	0	0	0.00	0	0									
206600 - Early Vote Reporting	0	0	0.00	0	0									
206700 2067	0	0	0.00	0	0									
206700 - Absentee Reporting	0	0	0.00	0	0									
206700 - Early Vote Reporting	0	0	0.00	0	0									
206800 2068	6	3	50.00			*****	Insufficient Turnout to Protect Voter Privacy						*****	
206800 - Absentee Reporting	6	1	16.67			*****	Insufficient Turnout to Protect Voter Privacy						*****	
206800 - Early Vote Reporting	6	1	16.67			*****	Insufficient Turnout to Protect Voter Privacy						*****	
206900 2069	2	2	100.00			*****	Insufficient Turnout to Protect Voter Privacy						*****	
206900 - Absentee Reporting	2	0	0.00	0	0									
206900 - Early Vote Reporting	2	0	0.00	0	0									
207000 2070	0	0	0.00	0	0									
207000 - Absentee Reporting	0	0	0.00	0	0									
207000 - Early Vote Reporting	0	0	0.00	0	0									

LCN 1-101

WASHOE COUNTY Statement of Vote
GENERAL ELECTION

100023		NONPARTISAN SCHOOL BOARD TRUSTEE DST A											
	Registration	Ballots Cast	Turnout (%)	Richardson, Dale	Ruggerio, Lisa								
207200 2072	3	0	0.00	0	0								
207200 - Absentee Reporting	3	0	0.00	0	0								
207200 - Early Vote Reporting	3	3	100.00	*****	*****								
207300 2073	2	0	0.00	0	0								
207300 - Absentee Reporting	2	1	50.00	*****	*****								
207300 - Early Vote Reporting	2	1	50.00	*****	*****								
207400 2074	0	0	0.00	0	0								
207400 - Absentee Reporting	0	0	0.00	0	0								
207400 - Early Vote Reporting	0	0	0.00	0	0								
207500 2075	28	7	25.00	*****	*****								
207500 - Absentee Reporting	28	0	0.00	0	0								
207500 - Early Vote Reporting	28	19	67.86	6	10								
207600 2076	2	0	0.00	0	0								
207600 - Absentee Reporting	2	2	100.00	*****	*****								
207600 - Early Vote Reporting	2	0	0.00	0	0								
207700 2077	2	1	50.00	*****	*****								
207700 - Absentee Reporting	2	0	0.00	0	0								
207700 - Early Vote Reporting	2	1	50.00	*****	*****								
207900 2079	2	0	0.00	0	0								
207900 - Absentee Reporting	2	0	0.00	0	0								
207900 - Early Vote Reporting	2	2	100.00	*****	*****								
208000 2080	962	212	22.04	60	101								
208000 - Absentee Reporting	962	90	9.36	26	43								
208000 - Early Vote Reporting	962	434	45.11	134	212								
300500 3005	85	15	17.65	1	9								
300500 - Absentee Reporting	85	7	8.24	*****	*****								
300500 - Early Vote Reporting	85	23	27.06	10	9								
300600 3006	66	6	9.09	*****	*****								
300600 - Absentee Reporting	66	12	18.18	6	4								
300600 - Early Vote Reporting	66	37	56.06	10	18								
301300 3013	7	0	0.00	0	0								
301300 - Absentee Reporting	7	3	42.86	*****	*****								
301300 - Early Vote Reporting	7	2	28.57	*****	*****								
301400 3014	83	18	21.69	6	8								
301400 - Absentee Reporting	83	8	9.64	*****	*****								
301400 - Early Vote Reporting	83	35	42.17	15	14								
301600 3016	1155	307	26.58	101	152								
301600 - Absentee Reporting	1155	74	6.41	15	38								
301600 - Early Vote Reporting	1155	460	39.83	140	241								
302200 3022	979	222	22.68	74	113								
302200 - Absentee Reporting	979	56	5.72	18	26								
302200 - Early Vote Reporting	979	486	49.64	156	257								
302300 3023	441	130	29.48	61	54								
302300 - Absentee Reporting	441	26	5.90	10	9								
302300 - Early Vote Reporting	441	141	31.97	46	74								
302400 3024	1105	172	15.57	47	100								
302400 - Absentee Reporting	1105	64	5.79	16	34								
302400 - Early Vote Reporting	1105	636	57.56	208	344								
302600 3026	1303	205	15.73	61	106								
302600 - Absentee Reporting	1303	134	10.28	47	56								
302600 - Early Vote Reporting	1303	661	50.73	200	356								
302800 3028	298	82	27.52	27	44								
302800 - Absentee Reporting	298	8	2.68	*****	*****								
302800 - Early Vote Reporting	298	119	39.93	44	52								
302900 3029	339	38	11.21	10	22								
302900 - Absentee Reporting	339	25	7.37	8	14								
302900 - Early Vote Reporting	339	204	60.18	69	113								
303000 3030	577	116	20.10	41	56								
303000 - Absentee Reporting	577	47	8.15	12	23								
303000 - Early Vote Reporting	577	294	50.95	103	152								

AGN1-101

WASHOE COUNTY Statement of Vote
GENERAL ELECTION

NONPARTISAN SCHOOL BOARD TRUSTEE DST A

100023

	Registration	Ballots Cast	Turnout (%)	Richardson, Dale	Ruggerio, Lisa										
303100 3031	583	89	15.27	33	44										
303100 - Absentee Reporting	583	14	2.40	3	6										
303100 - Early Vote Reporting	583	262	44.94	99	130										
303200 3032	706	103	14.59	28	57										
303200 - Absentee Reporting	706	61	8.64	11	31										
303200 - Early Vote Reporting	706	427	60.48	179	186										
303300 3033	188	33	17.55	8	20										
303300 - Absentee Reporting	188	8	4.26	*****											
303300 - Early Vote Reporting	188	73	38.83	26	41										
303400 3034	0	0	0.00	0	0										
303400 - Absentee Reporting	0	0	0.00	0	0										
303400 - Early Vote Reporting	0	1	0.00	*****											
303800 3038	472	163	34.53	53	84										
303800 - Absentee Reporting	472	21	4.45	9	7										
303800 - Early Vote Reporting	472	212	44.92	83	101										
303900 3039	2	0	0.00	0	0										
303900 - Absentee Reporting	2	0	0.00	0	0										
303900 - Early Vote Reporting	2	2	100.00	*****											
504900 5049	0	0	0.00	0	0										
504900 - Absentee Reporting	0	0	0.00	0	0										
504900 - Early Vote Reporting	0	0	0.00	0	0										
505100 5051	0	0	0.00	0	0										
505100 - Absentee Reporting	0	0	0.00	0	0										
505100 - Early Vote Reporting	0	0	0.00	0	0										
631700 6317	0	0	0.00	0	0										
631700 - Absentee Reporting	0	0	0.00	0	0										
631700 - Early Vote Reporting	0	0	0.00	0	0										
810400 8104	603	115	19.07	35	50										
810400 - Absentee Reporting	603	102	16.92	16	41										
810400 - Early Vote Reporting	603	244	40.46	81	101										
810500 8105	633	100	15.80	30	40										
810500 - Absentee Reporting	633	98	15.48	27	28										
810500 - Early Vote Reporting	633	302	47.71	102	140										
810600 8106	908	168	18.50	42	61										
810600 - Absentee Reporting	908	116	12.78	28	43										
810600 - Early Vote Reporting	908	436	48.02	143	183										
810700 8107	1103	210	19.04	59	83										
810700 - Absentee Reporting	1103	191	17.32	51	67										
810700 - Early Vote Reporting	1103	397	35.99	111	179										
810800 8108	905	163	18.01	41	65										
810800 - Absentee Reporting	905	156	17.24	36	57										
810800 - Early Vote Reporting	905	407	44.97	121	207										
810900 8109	1018	216	21.22	64	85										
810900 - Absentee Reporting	1018	151	14.83	28	65										
810900 - Early Vote Reporting	1018	404	39.69	116	207										
811000 8110	318	48	15.09	13	23										
811000 - Absentee Reporting	318	100	31.45	25	30										
811000 - Early Vote Reporting	318	97	30.50	21	47										
811100 8111	5	1	20.00	*****											
811100 - Absentee Reporting	5	0	0.00	0	0										
811100 - Early Vote Reporting	5	2	40.00	*****											
811200 8112	39	4	10.26	*****											
811200 - Absentee Reporting	39	8	20.51	*****											
811200 - Early Vote Reporting	39	16	41.03	5	6										
811500 8115	3	1	33.33	*****											
811500 - Absentee Reporting	3	0	0.00	0	0										
811500 - Early Vote Reporting	3	1	33.33	*****											
811600 8116	963	180	18.69	51	78										
811600 - Absentee Reporting	963	114	11.84	30	33										
811600 - Early Vote Reporting	963	429	44.55	132	186										

10-10-12

WASHOE COUNTY Statement of Vote
GENERAL ELECTION

November 6,2012

NONPARTISAN SCHOOL BOARD TRUSTEE DST A

100023

	Registration	Ballots Cast	Turnout (%)	Richardson, Dale	Ruggerio, Lisa								
811700 8117	804	138	17.16	29	68								
811700 - Absentee Reporting	804	155	19.28	37	53								
811700 - Early Vote Reporting	804	326	40.55	105	161								
811800 8118	16	2	12.50	*****						Insufficient Turnout to Protect Voter Privacy	*****		
811800 - Absentee Reporting	16	8	50.00	*****						Insufficient Turnout to Protect Voter Privacy	*****		
811800 - Early Vote Reporting	16	4	25.00	*****						Insufficient Turnout to Protect Voter Privacy	*****		
812000 8120	18	3	16.67	*****						Insufficient Turnout to Protect Voter Privacy	*****		
812000 - Absentee Reporting	18	11	61.11	3	2								
812000 - Early Vote Reporting	18	2	11.11	*****						Insufficient Turnout to Protect Voter Privacy	*****		
812100 8121	1	0	0.00	0	0								
812100 - Absentee Reporting	1	0	0.00	0	0								
812100 - Early Vote Reporting	1	1	100.00	*****						Insufficient Turnout to Protect Voter Privacy	*****		
812500 8125	3	0	0.00	0	0								
812500 - Absentee Reporting	3	0	0.00	0	0								
812500 - Early Vote Reporting	3	3	100.00	*****						Insufficient Turnout to Protect Voter Privacy	*****		
812600 8126	6	1	16.67	*****						Insufficient Turnout to Protect Voter Privacy	*****		
812600 - Absentee Reporting	6	2	33.33	*****						Insufficient Turnout to Protect Voter Privacy	*****		
812600 - Early Vote Reporting	6	3	50.00	*****						Insufficient Turnout to Protect Voter Privacy	*****		
812700 8127	1	0	0.00	0	0								
812700 - Absentee Reporting	1	0	0.00	0	0								
812700 - Early Vote Reporting	1	1	100.00	*****						Insufficient Turnout to Protect Voter Privacy	*****		
812800 8128	10	0	0.00	0	0								
812800 - Absentee Reporting	10	0	0.00	0	0								
812800 - Early Vote Reporting	10	7	70.00	*****						Insufficient Turnout to Protect Voter Privacy	*****		
820000 8200	788	189	23.98	49	114								
820000 - Absentee Reporting	788	69	8.76	24	31								
820000 - Early Vote Reporting	788	443	56.22	142	231								
820100 8201	368	143	38.86	52	72								
820100 - Absentee Reporting	368	26	7.07	9	15								
820100 - Early Vote Reporting	368	129	35.05	54	57								
820200 8202	1321	266	20.14	85	139								
820200 - Absentee Reporting	1321	118	8.93	31	58								
820200 - Early Vote Reporting	1321	767	58.06	286	384								
820300 8203	928	157	16.92	44	86								
820300 - Absentee Reporting	928	123	13.25	31	53								
820300 - Early Vote Reporting	928	502	54.09	144	277								
820500 8205	1042	244	23.42	74	135								
820500 - Absentee Reporting	1042	113	10.84	29	49								
820500 - Early Vote Reporting	1042	595	57.10	175	326								
820600 8206	133	14	10.53	6	8								
820600 - Absentee Reporting	133	22	16.54	2	14								
820600 - Early Vote Reporting	133	78	58.65	22	40								
820700 8207	732	112	15.30	37	53								
820700 - Absentee Reporting	732	95	12.98	27	42								
820700 - Early Vote Reporting	732	427	58.33	135	226								
820800 8208	273	50	18.32	12	31								
820800 - Absentee Reporting	273	20	7.33	3	9								
820800 - Early Vote Reporting	273	171	62.64	46	106								
820900 8209	989	204	20.63	67	107								
820900 - Absentee Reporting	989	70	7.08	25	23								
820900 - Early Vote Reporting	989	583	58.95	170	311								
821000 8210	942	197	20.91	70	87								
821000 - Absentee Reporting	942	110	11.68	37	44								
821000 - Early Vote Reporting	942	463	49.15	151	226								
821100 8211	31	9	29.03	*****						Insufficient Turnout to Protect Voter Privacy	*****		
821100 - Absentee Reporting	31	5	16.13	*****						Insufficient Turnout to Protect Voter Privacy	*****		
821100 - Early Vote Reporting	31	10	32.26	0	8								
821200 8212	9	1	11.11	*****						Insufficient Turnout to Protect Voter Privacy	*****		
821200 - Absentee Reporting	9	0	0.00	0	0								
821200 - Early Vote Reporting	9	6	66.67	*****						Insufficient Turnout to Protect Voter Privacy	*****		

12-1037

100023	NONPARTISAN SCHOOL BOARD TRUSTEE DST A													
	Registration	Ballots Cast	Turnout (%)		Richardson, Dale	Ruggerio, Lisa								
821300 8213	218	36	16.51		6	22								
821300 - Absentee Reporting	218	21	9.63		5	9								
821300 - Early Vote Reporting	218	133	61.01		30	85								
821400 8214	149	36	24.16		4	23								
821400 - Absentee Reporting	149	27	18.12		5	12								
821400 - Early Vote Reporting	149	67	44.97		18	42								
821500 8215	218	55	25.23		13	30								
821500 - Absentee Reporting	218	20	9.17		8	8								
821500 - Early Vote Reporting	218	116	53.21		41	61								
821600 8216	364	54	14.84		13	28								
821600 - Absentee Reporting	364	31	8.52		3	19								
821600 - Early Vote Reporting	364	232	63.74		56	134								
821700 8217	1004	155	15.44		44	82								
821700 - Absentee Reporting	1004	77	7.67		14	39								
821700 - Early Vote Reporting	1004	637	63.45		207	350								
821800 8218	7	1	14.29		*****	*****								
821800 - Absentee Reporting	7	0	0.00		0	0								
821800 - Early Vote Reporting	7	5	71.43		*****	*****								
821900 8219	337	148	43.92		44	77								
821900 - Absentee Reporting	337	41	12.17		14	14								
821900 - Early Vote Reporting	337	97	28.78		32	41								
822000 8220	756	302	39.95		85	159								
822000 - Absentee Reporting	756	70	9.26		24	18								
822000 - Early Vote Reporting	756	298	39.42		108	128								
822100 8221	643	260	40.44		113	110								
822100 - Absentee Reporting	643	36	5.60		12	15								
822100 - Early Vote Reporting	643	245	38.10		95	120								
822200 8222	864	364	42.13		125	176								
822200 - Absentee Reporting	864	50	5.79		12	14								
822200 - Early Vote Reporting	864	314	36.34		109	159								
822300 8223	30	6	20.00		*****	*****								
822300 - Absentee Reporting	30	3	10.00		*****	*****								
822300 - Early Vote Reporting	30	15	50.00		7	2								
822600 8226	4	1	25.00		*****	*****								
822600 - Absentee Reporting	4	0	0.00		0	0								
822600 - Early Vote Reporting	4	2	50.00		*****	*****								
822700 8227	7	0	0.00		0	0								
822700 - Absentee Reporting	7	1	14.29		*****	*****								
822700 - Early Vote Reporting	7	4	57.14		*****	*****								
822800 8228	52	20	38.46		6	10								
822800 - Absentee Reporting	52	2	3.85		*****	*****								
822800 - Early Vote Reporting	52	18	34.62		9	7								
822900 8229	2	0	0.00		0	0								
822900 - Absentee Reporting	2	0	0.00		0	0								
822900 - Early Vote Reporting	2	1	50.00		*****	*****								
823000 8230	25	2	8.00		*****	*****								
823000 - Absentee Reporting	25	3	12.00		*****	*****								
823000 - Early Vote Reporting	25	16	64.00		5	7								
823100 8231	72	22	30.56		2	16								
823100 - Absentee Reporting	72	9	12.50		*****	*****								
823100 - Early Vote Reporting	72	29	40.28		11	14								
823200 8232	28	5	17.86		*****	*****								
823200 - Absentee Reporting	28	5	17.86		*****	*****								
823200 - Early Vote Reporting	28	13	46.43		6	6								
823300 8233	782	196	25.06		57	98								
823300 - Absentee Reporting	782	48	6.14		14	24								
823300 - Early Vote Reporting	782	410	52.43		138	210								
823400 8234	116	16	13.79		2	12								
823400 - Absentee Reporting	116	16	13.79		7	9								
823400 - Early Vote Reporting	116	69	59.48		37	27								

101057

100023		NONPARTISAN SCHOOL BOARD TRUSTEE DST A											
		Registration	Ballots Cast	Turnout (%)		Richardson, Dale	Ruggerio, Lisa						
823500	8235	184	30	16.30		9	15						
823500	- Absentee Reporting	184	25	13.59		6	10						
823500	- Early Vote Reporting	184	98	53.26		20	56						
823600	8236	1173	186	15.86		80	72						
823600	- Absentee Reporting	1173	182	15.52		81	60						
823600	- Early Vote Reporting	1173	669	57.03		294	257						
823700	8237	30	2	6.67									
823700	- Absentee Reporting	30	2	6.67									
823700	- Early Vote Reporting	30	20	66.67		4	8						
823800	8238	941	176	18.70		49	90						
823800	- Absentee Reporting	941	159	16.90		38	66						
823800	- Early Vote Reporting	941	502	53.35		174	240						
823900	8239	2	0	0.00		0	0						
823900	- Absentee Reporting	2	0	0.00		0	0						
823900	- Early Vote Reporting	2	0	0.00		0	0						
824000	8240	89	26	29.21		6	14						
824000	- Absentee Reporting	89	11	12.36		5	5						
824000	- Early Vote Reporting	89	41	46.07		12	16						
824100	8241	67	14	20.90		2	9						
824100	- Absentee Reporting	67	12	17.91		5	2						
824100	- Early Vote Reporting	67	34	50.75		6	25						
824400	8244	85	17	20.00		7	9						
824400	- Absentee Reporting	85	9	10.59									
824400	- Early Vote Reporting	85	38	44.71		11	21						
824500	8245	443	93	20.99		35	38						
824500	- Absentee Reporting	443	36	8.13		5	20						
824500	- Early Vote Reporting	443	212	47.86		72	110						
824700	8247	205	49	23.90		17	24						
824700	- Absentee Reporting	205	41	20.00		7	26						
824700	- Early Vote Reporting	205	94	45.85		19	62						
825000	8250	797	125	15.68		39	60						
825000	- Absentee Reporting	797	74	9.28		21	29						
825000	- Early Vote Reporting	797	468	58.72		160	231						
825100	8251	24	6	25.00									
825100	- Absentee Reporting	24	6	25.00									
825100	- Early Vote Reporting	24	10	41.67		4	3						
825200	8252	20	2	10.00									
825200	- Absentee Reporting	20	3	15.00									
825200	- Early Vote Reporting	20	11	55.00		2	6						
825300	8253	247	50	20.24		16	26						
825300	- Absentee Reporting	247	19	7.69		4	11						
825300	- Early Vote Reporting	247	148	59.92		46	77						
825400	8254	1255	263	20.96		82	138						
825400	- Absentee Reporting	1255	111	8.84		31	42						
825400	- Early Vote Reporting	1255	693	55.22		271	334						
825500	8255	15	2	13.33									
825500	- Absentee Reporting	15	0	0.00		0	0						
825500	- Early Vote Reporting	15	10	66.67		2	8						
825600	8256	565	124	21.95		44	65						
825600	- Absentee Reporting	565	41	7.26		11	12						
825600	- Early Vote Reporting	565	287	50.80		100	139						
825900	8259	0	0	0.00		0	0						
825900	- Absentee Reporting	0	0	0.00		0	0						
825900	- Early Vote Reporting	0	0	0.00		0	0						
826000	8260	0	0	0.00		0	0						
826000	- Absentee Reporting	0	0	0.00		0	0						
826000	- Early Vote Reporting	0	0	0.00		0	0						
826100	8261	19	5	26.32									
826100	- Absentee Reporting	19	4	21.05									
826100	- Early Vote Reporting	19	9	47.37									

Insufficient Turnout to Protect Voter Privacy

Insufficient Turnout to Protect Voter Privacy

Insufficient Turnout to Protect Voter Privacy

Insufficient Turnout to Protect Voter Privacy

Insufficient Turnout to Protect Voter Privacy

Insufficient Turnout to Protect Voter Privacy

M-101

WASHOE COUNTY Statement of Vote
GENERAL ELECTION

100023	NONPARTISAN SCHOOL BOARD TRUSTEE DST A													
	Registration	Ballots Cast	Turnout (%)		Richardson, Dale	Ruggerio, Lisa								
826200 8262	180	38	21.11		15	18								
826200 - Absentee Reporting	180	13	7.22		4	8								
826200 - Early Vote Reporting	180	91	50.56		39	35								
826300 8263	729	130	17.83		33	75								
826300 - Absentee Reporting	729	93	12.76		24	48								
826300 - Early Vote Reporting	729	419	57.48		131	222								
826400 8264	274	103	37.59		51	36								
826400 - Absentee Reporting	274	24	8.76		7	8								
826400 - Early Vote Reporting	274	105	38.32		50	38								
826500 8265	2	2	100.00		*****									
826500 - Absentee Reporting	2	0	0.00		0	0								
826500 - Early Vote Reporting	2	0	0.00		0	0								
826600 8266	1	0	0.00		0	0								
826600 - Absentee Reporting	1	0	0.00		0	0								
826600 - Early Vote Reporting	1	0	0.00		0	0								
826700 8267	2	0	0.00		0	0								
826700 - Absentee Reporting	2	0	0.00		0	0								
826700 - Early Vote Reporting	2	2	100.00		*****									
826800 8268	4	0	0.00		0	0								
826800 - Absentee Reporting	4	1	25.00		*****									
826800 - Early Vote Reporting	4	2	50.00		*****									
827000 8270	366	93	25.41		28	48								
827000 - Absentee Reporting	366	20	5.46		7	8								
827000 - Early Vote Reporting	366	189	51.64		70	88								
827100 8271	745	141	18.93		37	67								
827100 - Absentee Reporting	745	97	13.02		19	47								
827100 - Early Vote Reporting	745	421	56.51		123	219								
827300 8273	344	130	37.79		48	51								
827300 - Absentee Reporting	344	43	12.50		6	10								
827300 - Early Vote Reporting	344	108	31.40		40	45								
827400 8274	0	0	0.00		0	0								
827400 - Absentee Reporting	0	0	0.00		0	0								
827400 - Early Vote Reporting	0	0	0.00		0	0								
827500 8275	0	0	0.00		0	0								
827500 - Absentee Reporting	0	0	0.00		0	0								
827500 - Early Vote Reporting	0	0	0.00		0	0								
827600 8276	34	13	38.24		3	9								
827600 - Absentee Reporting	34	0	0.00		0	0								
827600 - Early Vote Reporting	34	12	35.29		6	6								
827700 8277	464	89	19.18		21	53								
827700 - Absentee Reporting	464	50	10.78		16	18								
827700 - Early Vote Reporting	464	259	55.82		71	145								
827800 8278	365	63	17.26		22	32								
827800 - Absentee Reporting	365	21	5.75		6	8								
827800 - Early Vote Reporting	365	243	66.58		83	109								
828100 8281	17	0	0.00		0	0								
828100 - Absentee Reporting	17	5	29.41		*****									
828100 - Early Vote Reporting	17	11	64.71		1	7								
828700 8287	2	0	0.00		0	0								
828700 - Absentee Reporting	2	0	0.00		0	0								
828700 - Early Vote Reporting	2	2	100.00		*****									
828900 8289	0	0	0.00		0	0								
828900 - Absentee Reporting	0	0	0.00		0	0								
828900 - Early Vote Reporting	0	0	0.00		0	0								
829000 8290	0	0	0.00		0	0								
829000 - Absentee Reporting	0	0	0.00		0	0								
829000 - Early Vote Reporting	0	0	0.00		0	0								
829100 8291	0	0	0.00		0	0								
829100 - Absentee Reporting	0	0	0.00		0	0								
829100 - Early Vote Reporting	0	0	0.00		0	0								

10-10-12

WASHOE COUNTY Statement of Vote
GENERAL ELECTION

NONPARTISAN SCHOOL BOARD TRUSTEE DST A												
100023	Registration	Ballots Cast	Turnout (%)	Richardson, Dale	Ruggerio, Lisa							
829200 8292	0	0	0.00	0	0							
829200 - Absentee Reporting	0	0	0.00	0	0							
829200 - Early Vote Reporting	0	0	0.00	0	0							
829300 8293	0	0	0.00	0	0							
829300 - Absentee Reporting	0	0	0.00	0	0							
829300 - Early Vote Reporting	0	0	0.00	0	0							
829400 8294	2	0	0.00	0	0							
829400 - Absentee Reporting	2	0	0.00	0	0							
829400 - Early Vote Reporting	2	2	100.00	***	*****							*****
829500 8295	11	2	18.18	***	*****							*****
829500 - Absentee Reporting	11	0	0.00	0	0							
829500 - Early Vote Reporting	11	5	45.45	***	*****							*****
840000 8400	0	0	0.00	0	0							
840000 - Absentee Reporting	0	0	0.00	0	0							
840000 - Early Vote Reporting	0	0	0.00	0	0							
850200 8502	208	58	27.88	10	32							
850200 - Absentee Reporting	208	24	11.54	8	13							
850200 - Early Vote Reporting	208	95	45.67	39	36							
910100 - Absentee Reporting	0	0	0.00	0	0							
910200 - Absentee Reporting	0	0	0.00	0	0							
910600 - Absentee Reporting	0	0	0.00	0	0							
911600 - Absentee Reporting	0	0	0.00	0	0							
912100 - Absentee Reporting	0	0	0.00	0	0							
912300 - Absentee Reporting	0	0	0.00	0	0							
912400 - Absentee Reporting	0	0	0.00	0	0							
912500 - Absentee Reporting	0	0	0.00	0	0							
912800 - Absentee Reporting	0	0	0.00	0	0							
920500 - Absentee Reporting	0	0	0.00	0	0							
920700 - Absentee Reporting	0	0	0.00	0	0							
920800 - Absentee Reporting	0	0	0.00	0	0							
921000 - Absentee Reporting	0	0	0.00	0	0							
921100 - Absentee Reporting	0	0	0.00	0	0							
921200 - Absentee Reporting	0	0	0.00	0	0							
921400 - Absentee Reporting	0	0	0.00	0	0							
921500 - Absentee Reporting	0	0	0.00	0	0							
921800 - Absentee Reporting	0	0	0.00	0	0							
922100 - Absentee Reporting	0	0	0.00	0	0							
922200 - Absentee Reporting	0	0	0.00	0	0							
922300 - Absentee Reporting	0	0	0.00	0	0							
922400 - Absentee Reporting	0	0	0.00	0	0							
922700 - Absentee Reporting	0	0	0.00	0	0							
922800 - Absentee Reporting	0	0	0.00	0	0							
922900 - Absentee Reporting	0	0	0.00	0	0							
923000 - Absentee Reporting	0	0	0.00	0	0							
923100 - Absentee Reporting	0	0	0.00	0	0							
923200 - Absentee Reporting	0	0	0.00	0	0							
923300 - Absentee Reporting	0	0	0.00	0	0							
923400 - Absentee Reporting	0	0	0.00	0	0							
923500 - Absentee Reporting	0	0	0.00	0	0							
923600 - Absentee Reporting	0	0	0.00	0	0							
923700 - Absentee Reporting	0	0	0.00	0	0							
923900 - Absentee Reporting	0	0	0.00	0	0							
924000 - Absentee Reporting	0	0	0.00	0	0							
924300 - Absentee Reporting	0	0	0.00	0	0							
924400 - Absentee Reporting	0	0	0.00	0	0							
924500 - Absentee Reporting	0	0	0.00	0	0							
924600 - Absentee Reporting	0	0	0.00	0	0							
924700 - Absentee Reporting	0	0	0.00	0	0							
924900 - Absentee Reporting	0	0	0.00	0	0							
925100 - Absentee Reporting	0	0	0.00	0	0							

Insufficient Turnout to Protect Voter Privacy *****
 Insufficient Turnout to Protect Voter Privacy *****
 Insufficient Turnout to Protect Voter Privacy *****

18-1057

WASHOE COUNTY Statement of Vote
GENERAL ELECTION

100023	NONPARTISAN SCHOOL BOARD TRUSTEE DST A														
	Registration	Ballots Cast	Turnout (%)		Richardson, Dale	Ruggerio, Lisa									
954300 - Absentee Reporting	0	0	0.00		0	0									
Precinct Totals	55192	11949	21.65		3651	5916									
Absentee Reporting Totals	55192	5456	9.89		1487	2278									
Early Vote Reporting Totals	55192	27572	49.96		9030	13780									
Grand Totals	55192	44977	81.49		14168	21974									
UNITED STATES SENATOR	55192	44977	81.49		14168	21974									
DISTRICT 2	55192	44977	81.49		14168	21974									
Senate District 13	3600	2697	74.92		895	1399									
Senate District 15	2014	1698	84.31		431	890									
24TH	298	209	70.13		75	97									
25TH	2014	1698	84.31		431	890									
26TH	42933	35033	81.60		10890	17102									
30TH	3302	2488	75.35		820	1302									
40TH	6645	5549	83.51		1952	2583									
1	7357	5644	76.72		1595	2417									
4	0	0	0.00		0	0									
RENO	24690	19474	78.87		6134	9741									
RENO-VERDI	47923	39402	82.22		12592	19586									

10-1-01

November 6, 2012

100024		NONPARTISAN SCHOOL BOARD TRUSTEE DST D												
	Registration	Ballots Cast	Turnout (%)		Grein, Ken	Rosenberg, Howard								
100000 1000	596	181	30.37		56	97								
100000 - Absentee Reporting	596	33	5.54		9	17								
100000 - Early Vote Reporting	596	301	50.50		94	167								
100200 1002	921	239	25.95		65	118								
100200 - Absentee Reporting	921	75	8.14		15	32								
100200 - Early Vote Reporting	921	257	27.90		102	120								
100300 1003	1404	360	25.64		126	160								
100300 - Absentee Reporting	1404	99	7.05		30	37								
100300 - Early Vote Reporting	1404	630	44.87		221	290								
100600 1006	393	96	24.43		30	44								
100600 - Absentee Reporting	393	49	12.47		14	17								
100600 - Early Vote Reporting	393	171	43.51		60	86								
100700 1007	1309	183	13.98		74	66								
100700 - Absentee Reporting	1309	122	9.32		49	43								
100700 - Early Vote Reporting	1309	793	60.58		330	326								
100800 1008	193	40	20.73		10	16								
100800 - Absentee Reporting	193	19	9.84		2	11								
100800 - Early Vote Reporting	193	83	43.01		30	39								
101000 1010	1197	287	23.98		121	119								
101000 - Absentee Reporting	1197	111	9.27		35	48								
101000 - Early Vote Reporting	1197	634	52.97		245	306								
101100 1011	1068	164	15.36		81	48								
101100 - Absentee Reporting	1068	53	4.96		14	21								
101100 - Early Vote Reporting	1068	417	39.04		136	188								
101200 1012	310	77	24.84		29	32								
101200 - Absentee Reporting	310	23	7.42		7	9								
101200 - Early Vote Reporting	310	119	38.39		36	62								
101400 1014	1198	254	21.20		98	105								
101400 - Absentee Reporting	1198	133	11.10		55	61								
101400 - Early Vote Reporting	1198	626	52.25		250	276								
101500 1015	52	11	21.15		2	3								
101500 - Absentee Reporting	52	6	11.54											
101500 - Early Vote Reporting	52	15	28.85		7	4								
101600 1016	1072	300	27.99		106	118								
101600 - Absentee Reporting	1072	71	6.62		19	25								
101600 - Early Vote Reporting	1072	350	32.65		114	160								
101800 1018	1024	278	27.15		86	121								
101800 - Absentee Reporting	1024	54	5.27		12	23								
101800 - Early Vote Reporting	1024	355	34.67		86	183								
102000 1020	1109	204	18.39		90	83								
102000 - Absentee Reporting	1109	119	10.73		36	48								
102000 - Early Vote Reporting	1109	655	59.06		272	302								
102100 1021	0	0	0.00		0	0								
102100 - Absentee Reporting	0	0	0.00		0	0								
102100 - Early Vote Reporting	0	0	0.00		0	0								
102200 1022	919	145	15.78		60	57								
102200 - Absentee Reporting	919	81	8.81		21	38								
102200 - Early Vote Reporting	919	583	63.44		241	250								
102300 1023	659	85	12.90		37	31								
102300 - Absentee Reporting	659	95	14.42		29	35								
102300 - Early Vote Reporting	659	406	61.61		194	153								
102400 1024	1365	220	16.12		101	89								
102400 - Absentee Reporting	1365	137	10.04		70	46								
102400 - Early Vote Reporting	1365	849	62.20		386	357								
102600 1026	767	150	19.56		61	65								
102600 - Absentee Reporting	767	74	9.65		30	30								
102600 - Early Vote Reporting	767	446	58.15		186	208								
102700 1027	392	66	16.84		22	29								
102700 - Absentee Reporting	392	60	15.31		22	19								
102700 - Early Vote Reporting	392	210	53.57		87	92								

***** Insufficient Turnout to Protect Voter Privacy *****

1001-01

WASHOE COUNTY Statement of Vote
GENERAL ELECTION

100025		NONPARTISAN SCHOOL BOARD TRUSTEE DST E												
		Registration	Ballots Cast	Turnout (%)	Alazzi, David L.	Nicolet, Diane								
400500	4005	536	112	20.90	40	48								
400500	- Absentee Reporting	536	41	7.65	13	18								
400500	- Early Vote Reporting	536	177	33.02	73	83								
400800	4008	0	0	0.00	0	0								
400800	- Absentee Reporting	0	0	0.00	0	0								
400800	- Early Vote Reporting	0	0	0.00	0	0								
400900	4009	459	127	27.67	57	52								
400900	- Absentee Reporting	459	51	11.11	20	19								
400900	- Early Vote Reporting	459	163	35.51	61	83								
401200	4012	814	211	25.92	72	95								
401200	- Absentee Reporting	814	43	5.28	13	21								
401200	- Early Vote Reporting	814	286	35.14	108	118								
401400	4014	1055	201	19.05	86	79								
401400	- Absentee Reporting	1055	77	7.30	30	24								
401400	- Early Vote Reporting	1055	493	46.73	213	211								
401600	4016	1209	291	24.07	119	108								
401600	- Absentee Reporting	1209	74	6.12	30	28								
401600	- Early Vote Reporting	1209	461	38.13	188	187								
402000	4020	333	91	27.33	33	35								
402000	- Absentee Reporting	333	17	5.11	4	11								
402000	- Early Vote Reporting	333	116	34.83	43	49								
403200	4032	1155	326	28.23	132	136								
403200	- Absentee Reporting	1155	96	8.31	27	50								
403200	- Early Vote Reporting	1155	505	43.72	212	223								
403300	4033	1101	260	23.61	120	97								
403300	- Absentee Reporting	1101	96	8.72	37	33								
403300	- Early Vote Reporting	1101	544	49.41	217	262								
403800	4038	553	150	27.12	65	57								
403800	- Absentee Reporting	553	61	11.03	27	27								
403800	- Early Vote Reporting	553	217	39.24	90	80								
404300	4043	41	11	26.83	5	6								
404300	- Absentee Reporting	41	2	4.88	*****									
404300	- Early Vote Reporting	41	22	53.66	12	5								
404700	4047	63	24	38.10	8	14								
404700	- Absentee Reporting	63	5	7.94	*****									
404700	- Early Vote Reporting	63	25	39.68	14	11								
405200	4052	0	0	0.00	0	0								
405200	- Absentee Reporting	0	0	0.00	0	0								
405200	- Early Vote Reporting	0	0	0.00	0	0								
405300	4053	1373	309	22.51	105	141								
405300	- Absentee Reporting	1373	46	3.35	15	18								
405300	- Early Vote Reporting	1373	473	34.45	180	218								
500000	5000	720	200	27.78	81	90								
500000	- Absentee Reporting	720	53	7.36	22	22								
500000	- Early Vote Reporting	720	306	42.50	142	125								
500300	5003	54	15	27.78	9	5								
500300	- Absentee Reporting	54	6	11.11	*****									
500300	- Early Vote Reporting	54	19	35.19	10	7								
500600	5006	1197	351	29.32	177	128								
500600	- Absentee Reporting	1197	82	6.85	36	29								
500600	- Early Vote Reporting	1197	559	46.70	280	209								
500700	5007	75	15	20.00	3	8								
500700	- Absentee Reporting	75	11	14.67	2	3								
500700	- Early Vote Reporting	75	36	48.00	19	9								
500800	5008	681	164	24.08	58	79								
500800	- Absentee Reporting	681	51	7.49	19	14								
500800	- Early Vote Reporting	681	256	37.59	107	114								
500900	5009	705	184	26.10	91	57								
500900	- Absentee Reporting	705	33	4.68	11	12								
500900	- Early Vote Reporting	705	284	40.28	117	115								

17 of 21

Insufficient Turnout to Protect Voter Privacy

Insufficient Turnout to Protect Voter Privacy

Insufficient Turnout to Protect Voter Privacy

WASHOE COUNTY Statement of Vote
GENERAL ELECTION

100025		NONPARTISAN SCHOOL BOARD TRUSTEE DST E												
		Registration	Ballots Cast	Turnout (%)	Alazzi, David L.	Nicolet, Diane								
501000 5010		1237	345	27.89	133	118								
501000 - Absentee Reporting		1237	47	3.80	12	17								
501000 - Early Vote Reporting		1237	435	35.17	191	139								
501100 5011		870	191	21.95	87	59								
501100 - Absentee Reporting		870	70	8.05	20	28								
501100 - Early Vote Reporting		870	461	52.99	219	182								
501200 5012		470	106	22.55	55	37								
501200 - Absentee Reporting		470	35	7.45	14	12								
501200 - Early Vote Reporting		470	222	47.23	96	85								
501400 5014		774	139	17.96	71	49								
501400 - Absentee Reporting		774	58	7.49	25	22								
501400 - Early Vote Reporting		774	448	57.88	190	208								
501500 5015		0	0	0.00	0	0								
501500 - Absentee Reporting		0	0	0.00	0	0								
501500 - Early Vote Reporting		0	0	0.00	0	0								
501600 5016		1150	282	24.52	133	115								
501600 - Absentee Reporting		1150	113	9.83	38	51								
501600 - Early Vote Reporting		1150	480	41.74	227	195								
501800 5018		1015	244	24.04	104	104								
501800 - Absentee Reporting		1015	81	7.98	38	34								
501800 - Early Vote Reporting		1015	473	46.60	219	190								
502200 5022		958	273	28.50	147	90								
502200 - Absentee Reporting		958	62	6.47	20	30								
502200 - Early Vote Reporting		958	429	44.78	203	182								
502300 5023		0	0	0.00	0	0								
502300 - Absentee Reporting		0	0	0.00	0	0								
502300 - Early Vote Reporting		0	0	0.00	0	0								
502400 5024		1198	366	30.55	173	142								
502400 - Absentee Reporting		1198	91	7.60	36	37								
502400 - Early Vote Reporting		1198	452	37.73	194	191								
502600 5026		1117	252	22.56	120	97								
502600 - Absentee Reporting		1117	129	11.55	49	52								
502600 - Early Vote Reporting		1117	463	41.45	199	204								
502700 5027		1632	347	21.26	108	136								
502700 - Absentee Reporting		1632	35	2.14	13	11								
502700 - Early Vote Reporting		1632	626	38.36	222	249								
503000 5030		1260	290	23.02	149	81								
503000 - Absentee Reporting		1260	82	6.51	28	31								
503000 - Early Vote Reporting		1260	644	51.11	269	252								
503100 5031		12	2	16.67	*****	*****	Insufficient Turnout to Protect Voter Privacy							*****
503100 - Absentee Reporting		12	0	0.00	0	0								
503100 - Early Vote Reporting		12	9	75.00	*****	*****	Insufficient Turnout to Protect Voter Privacy							*****
503200 5032		445	93	20.90	43	29								
503200 - Absentee Reporting		445	27	6.07	9	12								
503200 - Early Vote Reporting		445	236	53.03	109	92								
503300 5033		816	219	26.84	95	88								
503300 - Absentee Reporting		816	60	7.35	22	28								
503300 - Early Vote Reporting		816	368	45.10	167	157								
503400 5034		866	186	21.48	81	71								
503400 - Absentee Reporting		866	74	8.55	30	29								
503400 - Early Vote Reporting		866	423	48.85	191	174								
503500 5035		1272	259	20.36	111	90								
503500 - Absentee Reporting		1272	100	7.86	30	33								
503500 - Early Vote Reporting		1272	606	47.64	250	256								
503600 5036		1287	270	20.98	125	97								
503600 - Absentee Reporting		1287	90	6.99	39	34								
503600 - Early Vote Reporting		1287	679	52.76	284	290								
503900 5039		45	15	33.33	2	8								
503900 - Absentee Reporting		45	5	11.11	*****	*****	Insufficient Turnout to Protect Voter Privacy							*****
503900 - Early Vote Reporting		45	15	33.33	4	10								

100025

WASHOE COUNTY Statement of Vote
GENERAL ELECTION

100025		NONPARTISAN SCHOOL BOARD TRUSTEE DST E											
	Registration	Ballots Cast	Turnout (%)	Alazzi, David L.	Nicolet, Diane								
730800 - 7308	30	2	6.67			*****						Insufficient Turnout to Protect Voter Privacy	*****
730800 - Absentee Reporting	30	12	40.00	2	10								
730800 - Early Vote Reporting	30	11	36.67	7	4								
730900 - 7309	9	1	11.11			*****						Insufficient Turnout to Protect Voter Privacy	*****
730900 - Absentee Reporting	9	0	0.00	0	0								
730900 - Early Vote Reporting	9	7	77.78			*****						Insufficient Turnout to Protect Voter Privacy	*****
731400 - 7314	697	164	23.53	69	79								
731400 - Absentee Reporting	697	32	4.59	9	19								
731400 - Early Vote Reporting	697	279	40.03	129	117								
731500 - 7315	5	2	40.00			*****						Insufficient Turnout to Protect Voter Privacy	*****
731500 - Absentee Reporting	5	0	0.00	0	0								
731500 - Early Vote Reporting	5	0	0.00	0	0								
731700 - 7317	3	1	33.33			*****						Insufficient Turnout to Protect Voter Privacy	*****
731700 - Absentee Reporting	3	0	0.00	0	0								
731700 - Early Vote Reporting	3	1	33.33			*****						Insufficient Turnout to Protect Voter Privacy	*****
731900 - 7319	19	6	31.58			*****						Insufficient Turnout to Protect Voter Privacy	*****
731900 - Absentee Reporting	19	0	0.00	0	0								
731900 - Early Vote Reporting	19	9	47.37			*****						Insufficient Turnout to Protect Voter Privacy	*****
732000 - 7320	3	0	0.00	0	0								
732000 - Absentee Reporting	3	0	0.00	0	0								
732000 - Early Vote Reporting	3	2	66.67			*****						Insufficient Turnout to Protect Voter Privacy	*****
732100 - 7321	1	0	0.00	0	0								
732100 - Absentee Reporting	1	0	0.00	0	0								
732100 - Early Vote Reporting	1	0	0.00	0	0								
751400 - 7514	544	135	24.82	61	62								
751400 - Absentee Reporting	544	45	8.27	9	34								
751400 - Early Vote Reporting	544	184	33.82	69	93								
751600 - 7516	38	8	21.05			*****						Insufficient Turnout to Protect Voter Privacy	*****
751600 - Absentee Reporting	38	5	13.16			*****						Insufficient Turnout to Protect Voter Privacy	*****
751600 - Early Vote Reporting	38	17	44.74	10	5								
752600 - 7526	928	257	27.69	99	99								
752600 - Absentee Reporting	928	71	7.65	14	38								
752600 - Early Vote Reporting	928	464	50.00	192	199								
753200 - 7532	972	213	21.91	97	77								
753200 - Absentee Reporting	972	92	9.47	33	39								
753200 - Early Vote Reporting	972	525	54.01	249	213								
753300 - 7533	268	85	31.72	37	40								
753300 - Absentee Reporting	268	17	6.34	10	6								
753300 - Early Vote Reporting	268	78	29.10	36	36								
753400 - 7534	136	27	19.85	11	12								
753400 - Absentee Reporting	136	8	5.88			*****						Insufficient Turnout to Protect Voter Privacy	*****
753400 - Early Vote Reporting	136	47	34.56	14	26								
754900 - 7549	2	0	0.00	0	0								
754900 - Absentee Reporting	2	2	100.00			*****						Insufficient Turnout to Protect Voter Privacy	*****
754900 - Early Vote Reporting	2	0	0.00	0	0								
756300 - 7563	61	12	19.67	3	5								
756300 - Absentee Reporting	61	7	11.48			*****						Insufficient Turnout to Protect Voter Privacy	*****
756300 - Early Vote Reporting	61	21	34.43	10	11								
757100 - 7571	77	19	24.68	11	6								
757100 - Absentee Reporting	77	8	10.39			*****						Insufficient Turnout to Protect Voter Privacy	*****
757100 - Early Vote Reporting	77	42	54.55	18	20								
757200 - 7572	23	1	4.35			*****						Insufficient Turnout to Protect Voter Privacy	*****
757200 - Absentee Reporting	23	4	17.39			*****						Insufficient Turnout to Protect Voter Privacy	*****
757200 - Early Vote Reporting	23	12	52.17	7	3								
757400 - 7574	0	0	0.00	0	0								
757400 - Absentee Reporting	0	0	0.00	0	0								
757400 - Early Vote Reporting	0	0	0.00	0	0								
758700 - 7587	16	0	0.00	0	0								
758700 - Absentee Reporting	16	4	25.00			*****						Insufficient Turnout to Protect Voter Privacy	*****
758700 - Early Vote Reporting	16	11	68.75	7	4								

100025

WASHOE COUNTY Statement of Vote
GENERAL ELECTION

100025	NONPARTISAN SCHOOL BOARD TRUSTEE DST E													
	Registration	Ballots Cast	Turnout (%)		Alazzi, David L.	Nicolet, Diane								
810200 8102	36	11	30.56		3	7								
810200 - Absentee Reporting	36	2	5.56		*****									Insufficient Turnout to Protect Voter Privacy *****
810200 - Early Vote Reporting	36	17	47.22		9	7								
850000 8500	65	8	12.31		*****									Insufficient Turnout to Protect Voter Privacy *****
850000 - Absentee Reporting	65	10	15.38		4	6								
850000 - Early Vote Reporting	65	35	53.85		18	14								
850500 8505	25	4	16.00		*****									Insufficient Turnout to Protect Voter Privacy *****
850500 - Absentee Reporting	25	3	12.00		*****									Insufficient Turnout to Protect Voter Privacy *****
850500 - Early Vote Reporting	25	11	44.00		3	5								
910900 - Absentee Reporting	0	0	0.00		0	0								
911500 - Absentee Reporting	0	0	0.00		0	0								
912000 - Absentee Reporting	0	0	0.00		0	0								
912900 - Absentee Reporting	0	0	0.00		0	0								
930300 - Absentee Reporting	0	0	0.00		0	0								
930400 - Absentee Reporting	0	0	0.00		0	0								
930700 - Absentee Reporting	0	0	0.00		0	0								
931200 - Absentee Reporting	0	0	0.00		0	0								
953000 - Absentee Reporting	0	0	0.00		0	0								
953700 - Absentee Reporting	0	0	0.00		0	0								
954000 - Absentee Reporting	0	0	0.00		0	0								
954200 - Absentee Reporting	0	0	0.00		0	0								
954400 - Absentee Reporting	0	0	0.00		0	0								
Precinct Totals	47476	11008	23.19		4688	4307								
Absentee Reporting Totals	47476	3557	7.49		1259	1451								
Early Vote Reporting Totals	47476	21274	44.81		9048	8938								
Grand Totals	47476	35839	75.49		14995	14696								
UNITED STATES SENATOR	47476	35839	75.49		14995	14696								
DISTRICT 2	47476	35839	75.49		14995	14696								
Senate District 13	12949	8942	69.06		3663	3650								
Senate District 15	34391	26815	77.97		11302	11006								
24TH	11699	8087	69.13		3359	3245								
25TH	10961	9034	82.42		3757	3564								
27TH	23430	17781	75.89		7545	7442								
30TH	1250	855	68.40		304	405								
31ST	136	82	60.29		30	40								
1	18393	14304	77.77		6203	5843								
RENO	43018	32430	75.39		13580	13177								
RENO-VERDI	45259	34333	75.86		14392	13965								

100025

WASHOE COUNTY Statement of Vote
GENERAL ELECTION

100026		NONPARTISAN INCLINE VILLAGE GEN IMP DST - VF 3													
		Registration	Ballots Cast	Turnout (%)	Callicrate, Tim C.	Del Carlo, George	Devine, Bill	Epstein, Bea	Hammerel, Jim	Smith, Jim					
810400	8104	603	115	19.07	35	38	55	40	53	48					
810400	- Absentee Reporting	603	102	16.92	34	30	29	33	25	33					
810400	- Early Vote Reporting	603	244	40.46	84	117	101	80	99	132					
810500	8105	633	100	15.80	40	23	53	34	30	31					
810500	- Absentee Reporting	633	98	15.48	27	30	29	39	32	44					
810500	- Early Vote Reporting	633	302	47.71	121	101	146	133	117	151					
810600	8106	908	168	18.50	61	54	83	53	59	75					
810600	- Absentee Reporting	908	116	12.78	26	47	36	39	40	58					
810600	- Early Vote Reporting	908	436	48.02	154	175	202	149	178	235					
810700	8107	1103	210	19.04	67	63	64	67	64	79					
810700	- Absentee Reporting	1103	191	17.32	44	65	44	55	75	94					
810700	- Early Vote Reporting	1103	397	35.99	120	159	134	134	179	224					
810800	8108	905	163	18.01	65	50	75	64	59	63					
810800	- Absentee Reporting	905	156	17.24	39	45	49	51	60	62					
810800	- Early Vote Reporting	905	407	44.97	151	167	181	136	191	228					
810900	8109	1018	216	21.22	93	54	85	64	79	93					
810900	- Absentee Reporting	1018	151	14.83	43	36	45	33	57	74					
810900	- Early Vote Reporting	1018	404	39.69	144	156	185	162	172	199					
811000	8110	318	48	15.09	21	12	22	13	12	19					
811000	- Absentee Reporting	318	100	31.45	24	27	21	34	35	50					
811000	- Early Vote Reporting	318	97	30.50	40	27	42	36	35	37					
811600	8116	963	180	18.69	75	53	71	61	53	83					
811600	- Absentee Reporting	963	114	11.84	27	35	27	27	49	49					
811600	- Early Vote Reporting	963	429	44.55	167	156	182	162	169	194					
811700	8117	804	138	17.16	44	52	63	46	52	56					
811700	- Absentee Reporting	804	155	19.28	48	53	43	53	51	77					
811700	- Early Vote Reporting	804	326	40.55	115	153	135	97	162	170					
812500	8125	3	0	0.00	0	0	0	0	0	0					
812500	- Absentee Reporting	3	0	0.00	0	0	0	0	0	0					
812500	- Early Vote Reporting	3	3	100.00	***** Insufficient Turnout to Protect Voter Privacy *****										
Precinct Totals		7258	1338	18.43	501	399	571	442	461	547					
Absentee Reporting Totals		7258	1183	16.30	312	368	323	364	424	541					
Early Vote Reporting Totals		7258	3045	41.95	1098	1213	1308	1091	1304	1570					
Grand Totals		7258	5566	76.69	1911	1980	2202	1897	2189	2658					
UNITED STATES SENATOR		7258	5566	76.69	1911	1980	2202	1897	2189	2658					
DISTRICT 2		7258	5566	76.69	1911	1980	2202	1897	2189	2658					
26TH		7258	5566	76.69	1911	1980	2202	1897	2189	2658					
1		7258	5566	76.69	1911	1980	2202	1897	2189	2658					

WASHOE COUNTY Statement of Vote
GENERAL ELECTION

100027		NONPARTISAN PALOMINO VALLEY GEN IMP DST - VF 3											
	Registration	Ballots Cast	Turnout (%)	Breitmeyer III, Martin	Gerlinger, Mitch	Magers, Dennis	Schnitzer, Peter						
742800 - 7428	3	0	0.00	0	0	0	0						
742800 - Absentee Reporting	3	0	0.00	0	0	0	0						
742800 - Early Vote Reporting	3	3	100.00	*****	*****	*****	*****	Insufficient Turnout to Protect Voter Privacy					*****
757600 - 7576	752	214	28.46	81	133	147	125						
757600 - Absentee Reporting	752	82	10.90	35	47	50	41						
757600 - Early Vote Reporting	752	318	42.29	108	187	196	175						
757800 - 7578	157	60	38.22	30	41	35	41						
757800 - Absentee Reporting	157	8	5.10	*****	*****	*****	*****	Insufficient Turnout to Protect Voter Privacy					*****
757800 - Early Vote Reporting	157	60	38.22	30	41	33	38						
758200 - 7582	20	6	30.00	*****	*****	*****	*****	Insufficient Turnout to Protect Voter Privacy					*****
758200 - Absentee Reporting	20	0	0.00	0	0	0	0						
758200 - Early Vote Reporting	20	9	45.00	*****	*****	*****	*****	Insufficient Turnout to Protect Voter Privacy					*****
940800 - Absentee Reporting	0	0	0.00	0	0	0	0						
941500 - Absentee Reporting	0	0	0.00	0	0	0	0						
942000 - Absentee Reporting	0	0	0.00	0	0	0	0						
942400 - Absentee Reporting	0	0	0.00	0	0	0	0						
942500 - Absentee Reporting	0	0	0.00	0	0	0	0						
Precinct Totals	932	280	30.04	114	180	187	170						
Absentee Reporting Totals	932	90	9.66	36	54	56	48						
Early Vote Reporting Totals	932	390	41.85	139	233	235	219						
Grand Totals	932	760	81.55	289	467	478	437						
UNITED STATES SENATOR	932	760	81.55	289	467	478	437						
DISTRICT 2	932	760	81.55	289	467	478	437						
32ND	932	760	81.55	289	467	478	437						
4	3	3	100.00	*****	*****	*****	*****	Insufficient Turnout to Protect Voter Privacy					*****
GERLACH-WADSWORTH	0	0	0.00	0	0	0	0						

WASHOE COUNTY Statement of Vote
GENERAL ELECTION

100028		NONPARTISAN SOUTH TRUCKEE MEADOWS GEN IMP DST LOCAL MNG BRD VF													
		Registration	Ballots Cast	Turnout (%)	Acheson, R.D. "Bob"	Cohen, Steve	Garroth, Jerry	Schumacher, Jerry	Tavernetti, Gary	Winzeler, Barry L.					
204400	2044	13	5	38.46	*****										
204400	- Absentee Reporting	13	2	15.38	*****										
204400	- Early Vote Reporting	13	2	15.38	*****										
204600	2046	3	3	100.00	*****										
204600	- Absentee Reporting	3	0	0.00	0	0	0	0	0	0					
204600	- Early Vote Reporting	3	0	0.00	0	0	0	0	0	0					
205500	2055	953	241	25.29	71	96	67	102	77	57					
205500	- Absentee Reporting	953	61	6.40	17	17	11	23	12	12					
205500	- Early Vote Reporting	953	519	54.46	156	211	122	217	155	128					
205900	2059	225	46	20.44	11	21	13	20	14	14					
205900	- Absentee Reporting	225	25	11.11	7	8	7	10	4	7					
205900	- Early Vote Reporting	225	119	52.89	29	52	34	48	39	31					
206100	2061	0	0	0.00	0	0	0	0	0	0					
206100	- Absentee Reporting	0	0	0.00	0	0	0	0	0	0					
206100	- Early Vote Reporting	0	0	0.00	0	0	0	0	0	0					
206300	2063	4	0	0.00	0	0	0	0	0	0					
206300	- Absentee Reporting	4	1	25.00	*****										
206300	- Early Vote Reporting	4	3	75.00	*****										
206500	2065	4	3	75.00	*****										
206500	- Absentee Reporting	4	0	0.00	0	0	0	0	0	0					
206500	- Early Vote Reporting	4	0	0.00	0	0	0	0	0	0					
207200	2072	3	0	0.00	0	0	0	0	0	0					
207200	- Absentee Reporting	3	0	0.00	0	0	0	0	0	0					
207200	- Early Vote Reporting	3	3	100.00	*****										
207500	2075	28	7	25.00	*****										
207500	- Absentee Reporting	28	0	0.00	0	0	0	0	0	0					
207500	- Early Vote Reporting	28	19	67.86	6	6	3	8	4	7					
207600	2076	2	0	0.00	0	0	0	0	0	0					
207600	- Absentee Reporting	2	2	100.00	*****										
207600	- Early Vote Reporting	2	0	0.00	0	0	0	0	0	0					
207700	2077	2	1	50.00	*****										
207700	- Absentee Reporting	2	0	0.00	0	0	0	0	0	0					
207700	- Early Vote Reporting	2	1	50.00	*****										
207900	2079	2	0	0.00	0	0	0	0	0	0					
207900	- Absentee Reporting	2	0	0.00	0	0	0	0	0	0					
207900	- Early Vote Reporting	2	2	100.00	*****										
812000	8120	18	3	16.67	*****										
812000	- Absentee Reporting	18	11	61.11	2	4	2	1	4	3					
812000	- Early Vote Reporting	18	2	11.11	*****										
812100	8121	1	0	0.00	0	0	0	0	0	0					
812100	- Absentee Reporting	1	0	0.00	0	0	0	0	0	0					
812100	- Early Vote Reporting	1	1	100.00	*****										
822300	8223	30	6	20.00	*****										
822300	- Absentee Reporting	30	3	10.00	*****										
822300	- Early Vote Reporting	30	15	50.00	2	7	1	3	1	1					
822900	8229	2	0	0.00	0	0	0	0	0	0					
822900	- Absentee Reporting	2	0	0.00	0	0	0	0	0	0					
822900	- Early Vote Reporting	2	1	50.00	*****										
823000	8230	25	2	8.00	*****										
823000	- Absentee Reporting	25	3	12.00	*****										
823000	- Early Vote Reporting	25	16	64.00	5	5	4	9	6	7					
823100	8231	72	22	30.56	4	12	7	10	8	6					
823100	- Absentee Reporting	72	9	12.50	*****										
823100	- Early Vote Reporting	72	29	40.28	13	12	14	15	9	8					
823200	8232	28	5	17.86	*****										
823200	- Absentee Reporting	28	5	17.86	*****										
823200	- Early Vote Reporting	28	13	46.43	4	4	6	7	5	5					
823300	8233	782	196	25.06	59	84	46	87	59	49					
823300	- Absentee Reporting	782	48	6.14	11	11	11	16	8	8					
823300	- Early Vote Reporting	782	410	52.43	153	187	131	214	149	121					

11/10/12

WASHOE COUNTY Statement of Vote
GENERAL ELECTION

100028		NONPARTISAN SOUTH TRUCKEE MEADOWS GEN IMP DST LOCAL MNG BRD VF												
	Registration	Ballots Cast	Turnout (%)	Acheson, R.D. "Bob"	Cohen, Steve	Carroth, Jerry	Schunacher, Jerry	Tavemeti, Gary	Winzeler, Barry L.					
823900 8239	2	0	0.00	0	0	0	0	0	0					
823900 - Absentee Reporting	2	0	0.00	0	0	0	0	0	0					
823900 - Early Vote Reporting	2	0	0.00	0	0	0	0	0	0					
824100 8241	67	14	20.90	5	6	2	5	4	2					
824100 - Absentee Reporting	67	12	17.91	7	5	2	3	4	6					
824100 - Early Vote Reporting	67	34	50.75	16	18	13	21	14	12					
824400 8244	85	17	20.00	6	7	2	9	6	3					
824400 - Absentee Reporting	85	9	10.59	***** Insufficient Turnout to Protect Voter Privacy *****										
824400 - Early Vote Reporting	85	38	44.71	16	18	15	24	17	12					
824500 8245	443	93	20.99	30	35	22	38	31	26					
824500 - Absentee Reporting	443	36	8.13	8	15	8	10	11	6					
824500 - Early Vote Reporting	443	212	47.86	83	93	69	103	79	71					
824700 8247	205	49	23.90	21	20	14	26	17	15					
824700 - Absentee Reporting	205	41	20.00	9	15	3	15	12	6					
824700 - Early Vote Reporting	205	94	45.85	35	40	38	49	34	24					
825000 8250	797	125	15.68	40	57	35	59	45	30					
825000 - Absentee Reporting	797	74	9.28	19	23	9	22	15	8					
825000 - Early Vote Reporting	797	468	58.72	161	198	125	216	150	150					
825100 8251	24	6	25.00	***** Insufficient Turnout to Protect Voter Privacy *****										
825100 - Absentee Reporting	24	6	25.00	***** Insufficient Turnout to Protect Voter Privacy *****										
825100 - Early Vote Reporting	24	10	41.67	2	3	2	5	3	2					
825200 8252	20	2	10.00	***** Insufficient Turnout to Protect Voter Privacy *****										
825200 - Absentee Reporting	20	3	15.00	***** Insufficient Turnout to Protect Voter Privacy *****										
825200 - Early Vote Reporting	20	11	55.00	5	6	3	7	3	4					
825300 8253	247	50	20.24	16	20	11	24	15	18					
825300 - Absentee Reporting	247	19	7.69	1	8	5	7	4	6					
825300 - Early Vote Reporting	247	148	59.92	52	70	40	77	56	42					
825400 8254	1255	263	20.96	106	106	100	140	93	89					
825400 - Absentee Reporting	1255	111	8.84	30	31	27	42	20	17					
825400 - Early Vote Reporting	1255	693	55.22	293	327	230	403	267	240					
825500 8255	15	2	13.33	***** Insufficient Turnout to Protect Voter Privacy *****										
825500 - Absentee Reporting	15	0	0.00	0	0	0	0	0	0					
825500 - Early Vote Reporting	15	10	66.67	2	4	4	3	3	4					
825600 8256	565	124	21.95	53	65	36	76	45	52					
825600 - Absentee Reporting	565	41	7.26	12	9	4	10	11	6					
825600 - Early Vote Reporting	565	287	50.80	85	112	87	154	91	95					
825900 8259	0	0	0.00	0	0	0	0	0	0					
825900 - Absentee Reporting	0	0	0.00	0	0	0	0	0	0					
825900 - Early Vote Reporting	0	0	0.00	0	0	0	0	0	0					
826300 8263	729	130	17.83	42	52	26	61	46	32					
826300 - Absentee Reporting	729	93	12.76	26	34	19	30	17	16					
826300 - Early Vote Reporting	729	419	57.48	153	192	127	206	147	117					
826700 8267	2	0	0.00	0	0	0	0	0	0					
826700 - Absentee Reporting	2	0	0.00	0	0	0	0	0	0					
826700 - Early Vote Reporting	2	2	100.00	***** Insufficient Turnout to Protect Voter Privacy *****										
826800 8268	4	0	0.00	0	0	0	0	0	0					
826800 - Absentee Reporting	4	1	25.00	***** Insufficient Turnout to Protect Voter Privacy *****										
826800 - Early Vote Reporting	4	2	50.00	***** Insufficient Turnout to Protect Voter Privacy *****										
827000 8270	366	93	25.41	25	36	17	54	27	26					
827000 - Absentee Reporting	366	20	5.46	3	2	2	5	4	7					
827000 - Early Vote Reporting	366	189	51.64	54	76	53	90	58	51					
827700 8277	464	89	19.18	24	27	15	39	33	20					
827700 - Absentee Reporting	464	50	10.78	19	17	8	18	18	10					
827700 - Early Vote Reporting	464	259	55.82	74	130	74	139	99	90					
827800 8278	365	63	17.26	21	31	19	37	23	11					
827800 - Absentee Reporting	365	21	5.75	2	4	3	6	3	1					
827800 - Early Vote Reporting	365	243	66.58	81	105	71	119	73	71					
828700 8287	2	0	0.00	0	0	0	0	0	0					
828700 - Absentee Reporting	2	0	0.00	0	0	0	0	0	0					
828700 - Early Vote Reporting	2	2	100.00	***** Insufficient Turnout to Protect Voter Privacy *****										

WASHOE COUNTY Statement of Vote
GENERAL ELECTION

100028	NONPARTISAN SOUTH TRUCKEE MEADOWS GEN IMP DST LOCAL MNG BRD VF													
	Registration	Ballots Cast	Turnout (%)		Acheson, R.D. "Bob"	Cohen, Steve	Carroth, Jerry	Schumacher, Jerry	Tavernetti, Gay	Winzeler, Barry L.				
829200 8292	0	0	0.00		0	0	0	0	0	0				
829200 - Absentee Reporting	0	0	0.00		0	0	0	0	0	0				
829200 - Early Vote Reporting	0	0	0.00		0	0	0	0	0	0				
829300 8293	0	0	0.00		0	0	0	0	0	0				
829300 - Absentee Reporting	0	0	0.00		0	0	0	0	0	0				
829300 - Early Vote Reporting	0	0	0.00		0	0	0	0	0	0				
829500 8295	11	2	18.18		*****	*****	*****	*****	*****	*****	Insufficient Turnout to Protect Voter Privacy *****			
829500 - Absentee Reporting	11	0	0.00		0	0	0	0	0	0	*****			
829500 - Early Vote Reporting	11	5	45.45		*****	*****	*****	*****	*****	*****	Insufficient Turnout to Protect Voter Privacy *****			
920500 - Absentee Reporting	0	0	0.00		0	0	0	0	0	0				
923100 - Absentee Reporting	0	0	0.00		0	0	0	0	0	0				
923700 - Absentee Reporting	0	0	0.00		0	0	0	0	0	0				
923900 - Absentee Reporting	0	0	0.00		0	0	0	0	0	0				
924000 - Absentee Reporting	0	0	0.00		0	0	0	0	0	0				
924900 - Absentee Reporting	0	0	0.00		0	0	0	0	0	0				
Precinct Totals	7865	1662	21.13		557	692	443	808	558	462				
Absentee Reporting Totals	7865	707	8.99		185	222	135	238	157	130				
Early Vote Reporting Totals	7865	4281	54.43		1487	1886	1276	2154	1475	1305				
Grand Totals	7865	6650	84.55		2229	2800	1854	3200	2190	1897				
UNITED STATES SENATOR	7865	6650	84.55		2229	2800	1854	3200	2190	1897				
DISTRICT 2	7865	6650	84.55		2229	2800	1854	3200	2190	1897				
Senate District 15	19	17	89.47		2	6	4	3	7	3				
25TH	19	17	89.47		2	6	4	3	7	3				
26TH	5326	4570	85.81		1457	1911	1200	2120	1468	1232				
40TH	2520	2063	81.87		770	883	650	1077	715	662				
1	19	17	89.47		2	6	4	3	7	3				
RENO	1239	1065	85.96		312	420	264	445	316	267				
RENO-VERDI	7865	6650	84.55		2229	2800	1854	3200	2190	1897				

WASHOE COUNTY Statement of Vote
GENERAL ELECTION

100029		NONPARTISAN SUN VALLEY GEN IMP DST - VF 3												
	Registration	Ballois Cast	Turnout (%)	Barstow, Joseph D.	Brighton, Warren	Mattman, Vicky	Reinhardt, Margaret	Woodland, Linda						
730600 - 7306	84	36	42.86	19	15	16	14	19						
730600 - Absentee Reporting	84	10	11.90	1	1	6	8	3						
730600 - Early Vote Reporting	84	21	25.00	6	2	8	9	9						
731200 - 7312	713	180	25.25	81	42	82	81	105						
731200 - Absentee Reporting	713	43	6.03	13	7	14	17	15						
731200 - Early Vote Reporting	713	261	36.61	113	79	97	153	135						
731300 - 7313	230	60	26.09	26	17	30	29	33						
731300 - Absentee Reporting	230	13	5.65	4	1	4	9	7						
731300 - Early Vote Reporting	230	81	35.22	42	24	32	31	41						
731400 - 7314	697	164	23.53	82	51	71	71	83						
731400 - Absentee Reporting	697	32	4.59	10	5	8	14	17						
731400 - Early Vote Reporting	697	279	40.03	126	80	107	135	119						
731600 - 7316	1014	242	23.87	111	80	111	103	129						
731600 - Absentee Reporting	1014	55	5.42	23	13	23	26	22						
731600 - Early Vote Reporting	1014	377	37.18	166	106	152	206	205						
750200 - 7502	1123	303	26.98	140	86	130	120	143						
750200 - Absentee Reporting	1123	58	5.16	22	14	12	25	18						
750200 - Early Vote Reporting	1123	493	43.90	227	157	180	212	238						
750400 - 7504	1124	288	25.62	131	82	110	123	140						
750400 - Absentee Reporting	1124	78	6.94	22	17	31	39	33						
750400 - Early Vote Reporting	1124	489	43.51	218	145	200	198	209						
750500 - 7505	316	75	23.73	30	30	31	31	31						
750500 - Absentee Reporting	316	28	8.86	14	8	6	12	13						
750500 - Early Vote Reporting	316	121	38.29	67	27	45	48	53						
750900 - 7509	9	3	33.33	***** Insufficient Turnout to Protect Voter Privacy *****										*****
750900 - Absentee Reporting	9	1	11.11	***** Insufficient Turnout to Protect Voter Privacy *****										*****
750900 - Early Vote Reporting	9	3	33.33	***** Insufficient Turnout to Protect Voter Privacy *****										*****
751300 - 7513	711	206	28.97	100	77	92	96	100						
751300 - Absentee Reporting	711	50	7.03	18	11	12	22	23						
751300 - Early Vote Reporting	711	246	34.60	120	80	110	113	118						
751400 - 7514	544	135	24.82	65	37	44	71	66						
751400 - Absentee Reporting	544	45	8.27	17	10	22	23	26						
751400 - Early Vote Reporting	544	184	33.82	88	67	72	100	98						
751700 - 7517	325	87	26.77	40	28	36	34	39						
751700 - Absentee Reporting	325	29	8.92	9	9	7	13	7						
751700 - Early Vote Reporting	325	138	42.46	61	41	55	63	53						
753300 - 7533	268	85	31.72	37	19	34	38	45						
753300 - Absentee Reporting	268	17	6.34	7	4	4	7	10						
753300 - Early Vote Reporting	268	78	29.10	48	37	26	37	36						
753400 - 7534	136	27	19.85	8	8	8	10	11						
753400 - Absentee Reporting	136	8	5.88	***** Insufficient Turnout to Protect Voter Privacy *****										*****
753400 - Early Vote Reporting	136	47	34.56	17	12	28	29	20						
930700 - Absentee Reporting	0	0	0.00	0	0	0	0	0						
930800 - Absentee Reporting	0	0	0.00	0	0	0	0	0						
952300 - Absentee Reporting	0	0	0.00	0	0	0	0	0						
Precinct Totals	7294	1891	25.93	871	572	797	823	946						
Absentee Reporting Totals	7294	467	6.40	166	103	151	220	198						
Early Vote Reporting Totals	7294	2818	38.63	1300	858	1114	1335	1336						
Grand Totals	7294	5176	70.96	2337	1533	2062	2378	2480						
UNITED STATES SENATOR	7294	5176	70.96	2337	1533	2062	2378	2480						
DISTRICT 2	7294	5176	70.96	2337	1533	2062	2378	2480						
Senate District 15	4999	3484	69.69	1569	1007	1390	1637	1706						
27TH	4999	3484	69.69	1569	1007	1390	1637	1706						
31ST	2295	1692	73.73	768	526	672	741	774						
RENO-VERDI	0	0	0.00	0	0	0	0	0						

12/1/12

WASHOE COUNTY Statement of Vote
GENERAL ELECTION

100030		NONPARTISAN VERDI TV DISTRICT												
	Registration	Ballots Cast	Turnout (%)	Mosconi, H.R. "Bud"	Toulouse, Kim	Zed, Rajan	Zunino Banbury, Michelle T.							
104000 - 1040	1	0	0.00	0	0	0	0							
104000 - Absentee Reporting	1	0	0.00	0	0	0	0							
104000 - Early Vote Reporting	1	0	0.00	0	0	0	0							
105100 - 1051	1	0	0.00	0	0	0	0							
105100 - Absentee Reporting	1	0	0.00	0	0	0	0							
105100 - Early Vote Reporting	1	0	0.00	0	0	0	0							
105300 - 1053	414	74	17.87	26	24	7	28							
105300 - Absentee Reporting	414	29	7.00	9	7	2	10							
105300 - Early Vote Reporting	414	246	59.42	97	64	30	95							
105800 - 1058	2	0	0.00	0	0	0	0							
105800 - Absentee Reporting	2	2	100.00	***** Insufficient Turnout to Protect Voter Privacy *****								*****		
105800 - Early Vote Reporting	2	0	0.00	0	0	0	0							
105900 - 1059	0	0	0.00	0	0	0	0							
105900 - Absentee Reporting	0	0	0.00	0	0	0	0							
105900 - Early Vote Reporting	0	0	0.00	0	0	0	0							
106100 - 1061	0	0	0.00	0	0	0	0							
106100 - Absentee Reporting	0	0	0.00	0	0	0	0							
106100 - Early Vote Reporting	0	0	0.00	0	0	0	0							
501500 - 5015	0	0	0.00	0	0	0	0							
501500 - Absentee Reporting	0	0	0.00	0	0	0	0							
501500 - Early Vote Reporting	0	0	0.00	0	0	0	0							
503000 - 5030	1260	290	23.02	97	84	35	104							
503000 - Absentee Reporting	1260	82	6.51	16	23	7	17							
503000 - Early Vote Reporting	1260	644	51.11	199	212	85	212							
503100 - 5031	12	2	16.67	***** Insufficient Turnout to Protect Voter Privacy *****								*****		
503100 - Absentee Reporting	12	0	0.00	0	0	0	0							
503100 - Early Vote Reporting	12	9	75.00	***** Insufficient Turnout to Protect Voter Privacy *****								*****		
503200 - 5032	445	93	20.90	39	29	13	20							
503200 - Absentee Reporting	445	27	6.07	1	8	5	9							
503200 - Early Vote Reporting	445	236	53.03	58	78	34	77							
503900 - 5039	45	15	33.33	11	2	0	9							
503900 - Absentee Reporting	45	5	11.11	***** Insufficient Turnout to Protect Voter Privacy *****								*****		
503900 - Early Vote Reporting	45	15	33.33	8	4	1	12							
504000 - 5040	673	133	19.76	35	40	11	41							
504000 - Absentee Reporting	673	50	7.43	21	14	6	8							
504000 - Early Vote Reporting	673	387	57.50	138	115	45	123							
504500 - 5045	1356	297	21.90	119	94	27	114							
504500 - Absentee Reporting	1356	137	10.10	50	29	7	39							
504500 - Early Vote Reporting	1356	755	55.68	232	225	96	266							
504600 - 5046	1423	244	17.15	93	57	23	84							
504600 - Absentee Reporting	1423	249	17.50	83	55	12	58							
504600 - Early Vote Reporting	1423	829	58.26	329	274	85	299							
504700 - 5047	0	0	0.00	0	0	0	0							
504700 - Absentee Reporting	0	0	0.00	0	0	0	0							
504700 - Early Vote Reporting	0	0	0.00	0	0	0	0							
504800 - 5048	6	0	0.00	***** Insufficient Turnout to Protect Voter Privacy *****								*****		
504800 - Absentee Reporting	6	2	33.33	***** Insufficient Turnout to Protect Voter Privacy *****								*****		
504800 - Early Vote Reporting	6	0	0.00	0	0	0	0							
504900 - 5049	0	0	0.00	0	0	0	0							
504900 - Absentee Reporting	0	0	0.00	0	0	0	0							
504900 - Early Vote Reporting	0	0	0.00	0	0	0	0							
505000 - 5050	0	0	0.00	0	0	0	0							
505000 - Absentee Reporting	0	0	0.00	0	0	0	0							
505000 - Early Vote Reporting	0	0	0.00	0	0	0	0							
505100 - 5051	0	0	0.00	0	0	0	0							
505100 - Absentee Reporting	0	0	0.00	0	0	0	0							
505100 - Early Vote Reporting	0	0	0.00	0	0	0	0							
505200 - 5052	0	0	0.00	0	0	0	0							
505200 - Absentee Reporting	0	0	0.00	0	0	0	0							
505200 - Early Vote Reporting	0	0	0.00	0	0	0	0							

100117

WASHOE COUNTY Statement of Vote
GENERAL ELECTION

100030		NONPARTISAN VERDI TV DISTRICT										
	Registration	Ballots Cast	Turnout (%)	Mosconi, H.R. "Bud"	Toulouse, Kim	Zed, Rajan	Zunino Banbury, Michelle T.					
505300 5053	20	2	10.00	*****								
505300 - Absentee Reporting	20	2	10.00	*****								Insufficient Turnout to Protect Voter Privacy *****
505300 - Early Vote Reporting	20	6	30.00	*****								Insufficient Turnout to Protect Voter Privacy *****
505400 5054	4	0	0.00	0	0	0	0					
505400 - Absentee Reporting	4	3	75.00	*****								Insufficient Turnout to Protect Voter Privacy *****
505400 - Early Vote Reporting	4	1	25.00	*****								Insufficient Turnout to Protect Voter Privacy *****
505800 5058	0	0	0.00	0	0	0	0					
505800 - Absentee Reporting	0	0	0.00	0	0	0	0					
505800 - Early Vote Reporting	0	0	0.00	0	0	0	0					
506100 5061	0	0	0.00	0	0	0	0					
506100 - Absentee Reporting	0	0	0.00	0	0	0	0					
506100 - Early Vote Reporting	0	1	0.00	*****								Insufficient Turnout to Protect Voter Privacy *****
751600 7516	38	8	21.05	*****								Insufficient Turnout to Protect Voter Privacy *****
751600 - Absentee Reporting	38	5	13.16	*****								Insufficient Turnout to Protect Voter Privacy *****
751600 - Early Vote Reporting	38	17	44.74	9	6	1	8					
752600 7526	928	257	27.69	140	76	11	142					
752600 - Absentee Reporting	928	71	7.65	39	17	5	30					
752600 - Early Vote Reporting	928	464	50.00	264	146	45	249					
753200 7532	972	213	21.91	92	74	19	78					
753200 - Absentee Reporting	972	92	9.47	37	24	5	33					
753200 - Early Vote Reporting	972	525	54.01	232	208	57	222					
754900 7549	2	0	0.00	0	0	0	0					
754900 - Absentee Reporting	2	2	100.00	*****								Insufficient Turnout to Protect Voter Privacy *****
754900 - Early Vote Reporting	2	0	0.00	0	0	0	0					
850000 8500	65	8	12.31	*****								Insufficient Turnout to Protect Voter Privacy *****
850000 - Absentee Reporting	65	10	15.38	3	3	3	3					
850000 - Early Vote Reporting	65	35	53.85	13	12	2	16					
850200 8502	208	58	27.88	33	12	1	31					
850200 - Absentee Reporting	208	24	11.54	10	11	5	10					
850200 - Early Vote Reporting	208	95	45.67	61	33	11	44					
850500 8505	25	4	16.00	*****								Insufficient Turnout to Protect Voter Privacy *****
850500 - Absentee Reporting	25	3	12.00	*****								Insufficient Turnout to Protect Voter Privacy *****
850500 - Early Vote Reporting	25	11	44.00	3	3	0	4					
910900 - Absentee Reporting	0	0	0.00	0	0	0	0					
912200 - Absentee Reporting	0	0	0.00	0	0	0	0					
912500 - Absentee Reporting	0	0	0.00	0	0	0	0					
953000 - Absentee Reporting	0	0	0.00	0	0	0	0					
953700 - Absentee Reporting	0	0	0.00	0	0	0	0					
954000 - Absentee Reporting	0	0	0.00	0	0	0	0					
954200 - Absentee Reporting	0	0	0.00	0	0	0	0					
954300 - Absentee Reporting	0	0	0.00	0	0	0	0					
954400 - Absentee Reporting	0	0	0.00	0	0	0	0					
Precinct Totals	7900	1698	21.49	704	499	149	658					
Absentee Reporting Totals	7900	795	10.06	278	198	58	226					
Early Vote Reporting Totals	7900	4276	54.13	1648	1383	494	1629					
Grand Totals	7900	6769	85.68	2630	2080	701	2513					
UNITED STATES SENATOR	7900	6769	85.68	2630	2080	701	2513					
DISTRICT 2	7900	6769	85.68	2630	2080	701	2513					
Senate District 15	7900	6769	85.68	2630	2080	701	2513					
25TH	7900	6769	85.68	2630	2080	701	2513					
1	0	0	0.00	0	0	0	0					
RENO	5662	4867	85.96	1678	1444	534	1635					
RENO-VERDI	7900	6769	85.68	2630	2080	701	2513					

WASHOE COUNTY Statement of Vote
GENERAL ELECTION

100031		NONPARTISAN NORTH LAKE TAHOE FIRE PROTECTION DST -VOTE FOR 3												
	Registration	Ballots Cast	Turnout (%)		Fischer, Wayne	King, Steven	May, Chris	Smith, Dale E.	Zahler, Paul					
810400 8104	603	115	19.07		56	40	46	55	39					
810400 - Absentee Reporting	603	102	16.92		34	18	22	44	33					
810400 - Early Vote Reporting	603	244	40.46		136	59	90	135	101					
810500 8105	633	100	15.80		40	31	42	44	39					
810500 - Absentee Reporting	633	98	15.48		44	21	24	31	37					
810500 - Early Vote Reporting	633	302	47.71		141	76	138	165	126					
810600 8106	908	168	18.50		67	42	59	79	58					
810600 - Absentee Reporting	908	116	12.78		56	21	25	36	40					
810600 - Early Vote Reporting	908	436	48.02		242	94	169	234	188					
810700 8107	1103	210	19.04		81	54	57	90	65					
810700 - Absentee Reporting	1103	191	17.32		69	26	58	81	73					
810700 - Early Vote Reporting	1103	397	35.99		210	89	158	195	156					
810800 8108	905	163	18.01		77	40	71	81	58					
810800 - Absentee Reporting	905	156	17.24		61	32	41	66	47					
810800 - Early Vote Reporting	905	407	44.97		224	91	164	258	177					
810900 8109	1018	216	21.22		98	49	74	99	76					
810900 - Absentee Reporting	1018	151	14.83		54	38	52	71	54					
810900 - Early Vote Reporting	1018	404	39.69		243	99	164	228	171					
811000 8110	318	48	15.09		22	14	12	21	20					
811000 - Absentee Reporting	318	100	31.45		47	20	32	30	32					
811000 - Early Vote Reporting	318	97	30.50		57	29	38	40	48					
811600 8116	963	180	18.69		81	46	67	78	52					
811600 - Absentee Reporting	963	114	11.84		42	24	27	41	36					
811600 - Early Vote Reporting	963	429	44.55		212	116	147	211	168					
811700 8117	804	138	17.16		62	49	45	59	60					
811700 - Absentee Reporting	804	155	19.28		64	26	45	58	52					
811700 - Early Vote Reporting	804	326	40.55		207	75	106	192	154					
812500 8125	3	0	0.00		0	0	0	0	0					
812500 - Absentee Reporting	3	0	0.00		0	0	0	0	0					
812500 - Early Vote Reporting	3	3	100.00		*****	*****	*****	*****	*****					
812600 8126	6	1	16.67		*****	*****	*****	*****	*****					
812600 - Absentee Reporting	6	2	33.33		*****	*****	*****	*****	*****					
812600 - Early Vote Reporting	6	3	50.00		*****	*****	*****	*****	*****					
910100 - Absentee Reporting	0	0	0.00		0	0	0	0	0					
911600 - Absentee Reporting	0	0	0.00		0	0	0	0	0					
912100 - Absentee Reporting	0	0	0.00		0	0	0	0	0					
912800 - Absentee Reporting	0	0	0.00		0	0	0	0	0					
Precinct Totals	7264	1339	18.43		584	365	473	606	467					
Absentee Reporting Totals	7264	1185	16.31		471	226	327	458	404					
Early Vote Reporting Totals	7264	3048	41.96		1674	730	1177	1659	1293					
Grand Totals	7264	5572	76.71		2729	1321	1977	2723	2164					
UNITED STATES SENATOR	7264	5572	76.71		2729	1321	1977	2723	2164					
DISTRICT 2	7264	5572	76.71		2729	1321	1977	2723	2164					
26TH	7264	5572	76.71		2729	1321	1977	2723	2164					
1	7264	5572	76.71		2729	1321	1977	2723	2164					
RENO-VERDI	0	0	0.00		0	0	0	0	0					

WASHOE COUNTY Statement of Vote
GENERAL ELECTION

100032	RENO										
	Registration	Ballots Cast	Turnout (%)	GEN RENO COUNCIL MEMBER WARD 1 Brekhus, Jenny	Carter, Bernie	GEN RENO COUNCIL MEMBER WARD 3 Delgado, Oscar	Young, Cliff J.	GEN RENO COUNCIL MEMBER WARD 5 Jardon, Neoma	Jung, Kitty K.	GEN RENO COUNCIL MEMBER - At Large Schieve, Hillary	Ward, David
100000 1000	596	181	30.37	101	63	104	57	83	75	95	65
100000 - Absentee Reporting	596	33	5.54	14	12	13	12	19	6	17	7
100000 - Early Vote Reporting	596	301	50.50	194	74	198	62	136	133	147	116
100200 1002	921	239	25.95	112	71	117	79	82	111	98	93
100200 - Absentee Reporting	921	75	8.14	39	14	26	26	18	33	29	24
100200 - Early Vote Reporting	921	257	27.90	142	80	123	101	88	136	108	115
100300 1003	1404	360	25.64	205	89	174	120	140	154	176	117
100300 - Absentee Reporting	1404	99	7.05	52	19	36	33	31	41	34	39
100300 - Early Vote Reporting	1404	630	44.87	362	164	356	164	256	279	277	251
100500 1005	0	0	0.00	0	0	0	0	0	0	0	0
100500 - Absentee Reporting	0	0	0.00	0	0	0	0	0	0	0	0
100500 - Early Vote Reporting	0	0	0.00	0	0	0	0	0	0	0	0
100600 1006	393	96	24.43	51	24	44	31	27	48	38	41
100600 - Absentee Reporting	393	49	12.47	26	11	16	19	23	13	20	17
100600 - Early Vote Reporting	393	171	43.51	105	43	91	52	66	76	79	65
100700 1007	1309	183	13.98	72	69	79	65	82	70	87	64
100700 - Absentee Reporting	1309	122	9.32	53	36	54	42	63	35	55	40
100700 - Early Vote Reporting	1309	793	60.58	371	295	366	296	404	260	319	352
100800 1008	193	40	20.73	16	13	19	11	10	21	11	18
100800 - Absentee Reporting	193	19	9.84	9	3	7	6	6	5	9	4
100800 - Early Vote Reporting	193	83	43.01	44	24	37	34	26	43	32	37
101000 1010	1197	287	23.98	141	101	149	96	145	100	127	116
101000 - Absentee Reporting	1197	111	9.27	48	33	53	36	44	41	46	36
101000 - Early Vote Reporting	1197	634	52.97	335	205	359	196	296	264	275	276
101100 1011	1068	164	15.36	71	52	90	46	64	69	74	59
101100 - Absentee Reporting	1068	53	4.96	26	10	18	21	17	22	22	16
101100 - Early Vote Reporting	1068	417	39.04	218	115	229	116	156	183	174	159
101200 1012	310	77	24.84	37	26	31	35	36	30	40	24
101200 - Absentee Reporting	310	23	7.42	10	5	8	8	10	7	10	7
101200 - Early Vote Reporting	310	119	38.39	47	49	48	50	55	45	52	42
101400 1014	1198	254	21.20	128	73	118	91	117	92	123	86
101400 - Absentee Reporting	1198	133	11.10	62	47	61	47	70	39	61	46
101400 - Early Vote Reporting	1198	626	52.25	331	204	358	176	298	240	280	253
101500 1015	52	11	21.15	4	3	5	2	2	5	5	1
101500 - Absentee Reporting	52	6	11.54	*****	*****	*****	*****	*****	*****	*****	*****
101500 - Early Vote Reporting	52	15	28.85	8	3	7	5	3	9	7	5
101600 1016	1072	300	27.99	131	97	132	96	122	111	126	105
101600 - Absentee Reporting	1072	71	6.62	26	17	26	21	22	22	13	32
101600 - Early Vote Reporting	1072	350	32.65	178	96	182	96	131	152	148	134
101800 1018	1024	278	27.15	145	71	146	71	93	125	129	89
101800 - Absentee Reporting	1024	54	5.27	24	17	22	18	16	25	17	21
101800 - Early Vote Reporting	1024	355	34.67	187	94	190	97	111	174	151	134
102000 1020	1109	204	18.39	101	69	94	82	105	70	105	73
102000 - Absentee Reporting	1109	119	10.73	49	30	41	43	48	37	34	47
102000 - Early Vote Reporting	1109	655	59.06	344	232	372	212	330	255	305	280
102100 1021	0	0	0.00	0	0	0	0	0	0	0	0
102100 - Absentee Reporting	0	0	0.00	0	0	0	0	0	0	0	0
102100 - Early Vote Reporting	0	0	0.00	0	0	0	0	0	0	0	0
102200 1022	919	145	15.78	55	58	70	49	70	47	66	57
102200 - Absentee Reporting	919	81	8.81	34	23	36	27	41	23	42	21
102200 - Early Vote Reporting	919	583	63.44	266	217	281	226	285	221	228	268
102300 1023	659	85	12.90	31	38	40	28	45	21	36	32
102300 - Absentee Reporting	659	95	14.42	40	27	33	29	48	14	26	37
102300 - Early Vote Reporting	659	406	61.61	188	156	221	129	214	143	161	190
102400 1024	1365	220	16.12	77	107	116	74	134	66	124	70
102400 - Absentee Reporting	1365	137	10.04	50	58	69	42	64	43	54	53
102400 - Early Vote Reporting	1365	849	62.20	367	374	469	290	458	292	380	377
102600 1026	767	150	19.56	69	57	73	58	85	44	75	54
102600 - Absentee Reporting	767	74	9.65	27	32	38	25	37	25	27	35
102600 - Early Vote Reporting	767	446	58.15	227	165	252	151	220	174	212	186

10/15/12

WASHOE COUNTY Statement of Vote
GENERAL ELECTION

100032	RENO													
	Registration	Ballots Cast	Turnout (%)	GEN RENO COUNCIL MEMBER WARD 1 Brekhus, Jenny	Carter, Bernie	GEN RENO COUNCIL MEMBER WARD 3 Delgado, Oscar	Young, Cliff J.	GEN RENO COUNCIL MEMBER WARD 5 Jardon, Neoma	Jung, Kitty K.	GEN RENO COUNCIL MEMBER - At Large Schieve, Hillary	Ward, David			
102700 1027	392	66	16.84	31	23	36	20	29	23		31	21		
102700 - Absentee Reporting	392	60	15.31	26	16	23	16	25	13		17	26		
102700 - Early Vote Reporting	392	210	53.57	110	64	124	63	106	77		88	92		
102900 1029	1360	267	19.63	121	99	125	95	131	100		129	95		
102900 - Absentee Reporting	1360	121	8.90	47	35	46	44	53	38		54	38		
102900 - Early Vote Reporting	1360	777	57.13	344	298	391	275	372	291		345	328		
103100 1031	731	170	23.26	69	76	92	61	107	45		96	58		
103100 - Absentee Reporting	731	76	10.40	28	30	28	32	39	24		35	28		
103100 - Early Vote Reporting	731	394	53.90	204	142	223	139	206	146		194	155		
103200 1032	581	151	25.99	61	57	65	59	78	44		62	61		
103200 - Absentee Reporting	581	60	10.33	28	19	24	27	31	19		30	17		
103200 - Early Vote Reporting	581	297	51.12	156	105	189	82	150	118		135	131		
103300 1033	1012	235	23.22	103	87	121	79	107	81		125	70		
103300 - Absentee Reporting	1012	115	11.36	41	42	51	36	46	39		37	48		
103300 - Early Vote Reporting	1012	506	50.00	254	195	338	122	261	181		248	198		
103500 1035	490	155	31.63	80	45	71	51	59	66		74	46		
103500 - Absentee Reporting	490	21	4.29	12	4	12	5	7	11		12	4		
103500 - Early Vote Reporting	490	214	43.67	143	37	135	48	61	117		91	88		
103600 1036	619	131	21.16	68	34	60	44	48	58		57	46		
103600 - Absentee Reporting	619	46	7.43	22	13	19	15	13	19		12	22		
103600 - Early Vote Reporting	619	305	49.27	180	81	170	79	99	148		136	116		
103800 1038	465	134	28.82	75	40	73	40	62	53		66	47		
103800 - Absentee Reporting	465	39	8.39	17	11	20	9	14	18		13	15		
103800 - Early Vote Reporting	465	253	54.41	110	109	132	95	133	93		113	115		
103900 1039	690	104	15.07	50	35	42	45	22	65		49	39		
103900 - Absentee Reporting	690	56	8.12	21	23	21	24	23	25		21	24		
103900 - Early Vote Reporting	690	188	27.25	91	56	90	63	66	88		70	78		
104000 1040	1	0	0.00	0	0	0	0	0	0		0	0		
104000 - Absentee Reporting	1	0	0.00	0	0	0	0	0	0		0	0		
104000 - Early Vote Reporting	1	0	0.00	0	0	0	0	0	0		0	0		
104300 1043	869	169	19.45	85	59	77	69	75	70		75	71		
104300 - Absentee Reporting	869	70	8.06	28	19	25	23	25	21		21	24		
104300 - Early Vote Reporting	869	353	40.62	188	102	187	109	138	166		156	145		
104400 1044	1180	252	21.36	99	86	117	75	91	99		109	78		
104400 - Absentee Reporting	1180	85	7.20	47	18	35	30	33	33		38	27		
104400 - Early Vote Reporting	1180	528	44.75	223	212	257	194	239	201		242	203		
104500 1045	606	137	22.61	45	49	40	53	53	42		57	36		
104500 - Absentee Reporting	606	70	11.55	38	9	22	29	19	32		30	20		
104500 - Early Vote Reporting	606	200	33.00	95	50	78	70	82	72		78	73		
104600 1046	96	23	23.96	13	6	10	11	11	9		7	14		
104600 - Absentee Reporting	96	14	14.58	7	6	4	9	10	3		5	8		
104600 - Early Vote Reporting	96	42	43.75	21	11	22	8	15	18		22	10		
104700 1047	315	54	17.14	18	21	33	8	36	8		28	14		
104700 - Absentee Reporting	315	46	14.60	10	21	20	12	21	11		16	16		
104700 - Early Vote Reporting	315	190	60.32	62	102	89	82	134	35		98	69		
104900 1049	1	0	0.00	0	0	0	0	0	0		0	0		
104900 - Absentee Reporting	1	0	0.00	0	0	0	0	0	0		0	0		
104900 - Early Vote Reporting	1	0	0.00	0	0	0	0	0	0		0	0		
105000 1050	0	0	0.00	0	0	0	0	0	0		0	0		
105000 - Absentee Reporting	0	0	0.00	0	0	0	0	0	0		0	0		
105000 - Early Vote Reporting	0	0	0.00	0	0	0	0	0	0		0	0		
105100 1051	1	0	0.00	0	0	0	0	0	0		0	0		
105100 - Absentee Reporting	1	0	0.00	0	0	0	0	0	0		0	0		
105100 - Early Vote Reporting	1	0	0.00	0	0	0	0	0	0		0	0		
105300 1053	414	74	17.87	32	23	35	20	38	22		30	25		
105300 - Absentee Reporting	414	29	7.00	9	11	10	11	15	8		8	13		
105300 - Early Vote Reporting	414	246	59.42	110	90	128	75	119	91		98	101		
105500 1055	1077	227	21.08	100	79	106	73	92	96		118	70		
105500 - Absentee Reporting	1077	78	7.24	35	27	37	26	30	31		26	33		
105500 - Early Vote Reporting	1077	542	50.32	286	156	295	180	248	213		242	216		

WASHOE COUNTY Statement of Vote
GENERAL ELECTION

100032		RENO										
		Registration	Ballots Cast	Turnout (%)	GEN RENO COUNCIL MEMBER WARD 1 Brekhus, Jenny	Carter, Bernie	GEN RENO COUNCIL MEMBER WARD 3 Delgado, Oscar	Young, Cliff J.	GEN RENO COUNCIL MEMBER WARD 5 Jardon, Neoma	Jung, Kitty K.	GEN RENO COUNCIL MEMBER - At Large Schieve, Hillary	Ward, David
105600	1056	974	207	21.25	93	81	110	68	100	77	96	80
105600	- Absentee Reporting	974	71	7.29	30	17	30	22	32	20	26	21
105600	- Early Vote Reporting	974	502	51.54	266	160	291	151	244	207	216	219
105700	1057	1282	295	23.01	139	96	156	87	132	113	130	113
105700	- Absentee Reporting	1282	82	6.40	33	22	30	28	28	27	35	21
105700	- Early Vote Reporting	1282	582	45.40	282	172	303	176	259	230	264	215
105800	1058	2	0	0.00	0	0	0	0	0	0	0	0
105800	- Absentee Reporting	2	2	100.00	*****	*****	Insufficient Turnout to Protect Voter Privacy					*****
105800	- Early Vote Reporting	2	0	0.00	0	0	0	0	0	0	0	0
105900	1059	0	0	0.00	0	0	0	0	0	0	0	0
105900	- Absentee Reporting	0	0	0.00	0	0	0	0	0	0	0	0
105900	- Early Vote Reporting	0	0	0.00	0	0	0	0	0	0	0	0
106100	1061	0	0	0.00	0	0	0	0	0	0	0	0
106100	- Absentee Reporting	0	0	0.00	0	0	0	0	0	0	0	0
106100	- Early Vote Reporting	0	0	0.00	0	0	0	0	0	0	0	0
200000	2000	407	89	21.87	42	32	52	20	35	37	39	35
200000	- Absentee Reporting	407	28	6.88	12	11	10	14	14	8	9	14
200000	- Early Vote Reporting	407	231	56.76	129	74	136	73	92	110	110	96
200200	2002	0	0	0.00	0	0	0	0	0	0	0	0
200200	- Absentee Reporting	0	0	0.00	0	0	0	0	0	0	0	0
200200	- Early Vote Reporting	0	0	0.00	0	0	0	0	0	0	0	0
200400	2004	877	138	15.74	63	49	64	51	58	53	58	53
200400	- Absentee Reporting	877	59	6.73	25	17	20	24	22	22	23	23
200400	- Early Vote Reporting	877	311	35.46	154	80	144	99	116	122	128	112
200600	2006	909	231	25.41	112	88	128	77	118	87	128	84
200600	- Absentee Reporting	909	106	11.66	44	42	46	40	53	35	56	33
200600	- Early Vote Reporting	909	456	50.17	216	186	248	177	234	177	220	198
200700	2007	72	9	12.50	*****	*****	Insufficient Turnout to Protect Voter Privacy					*****
200700	- Absentee Reporting	72	5	6.94	*****	*****	Insufficient Turnout to Protect Voter Privacy					*****
200700	- Early Vote Reporting	72	32	44.44	25	3	27	2	17	12	18	10
200900	2009	335	42	12.54	25	15	26	14	21	17	19	21
200900	- Absentee Reporting	335	23	6.87	15	3	10	7	11	7	9	9
200900	- Early Vote Reporting	335	117	34.93	63	34	70	35	43	61	56	45
201000	2010	228	94	41.23	41	30	37	36	34	40	31	39
201000	- Absentee Reporting	228	34	14.91	11	7	5	14	14	5	8	11
201000	- Early Vote Reporting	228	39	17.11	22	11	26	10	17	18	20	15
201300	2013	376	72	19.15	32	34	28	38	35	28	37	29
201300	- Absentee Reporting	376	53	14.10	19	13	20	13	23	13	17	18
201300	- Early Vote Reporting	376	187	49.73	73	83	85	78	89	75	86	80
201600	2016	462	124	26.84	43	55	56	48	55	45	44	55
201600	- Absentee Reporting	462	74	16.02	24	27	22	32	38	15	32	21
201600	- Early Vote Reporting	462	200	43.29	89	81	93	88	107	72	79	104
201700	2017	728	131	17.99	61	47	59	52	48	58	64	41
201700	- Absentee Reporting	728	80	10.99	29	21	29	25	35	24	28	26
201700	- Early Vote Reporting	728	321	44.09	146	128	148	134	148	134	128	148
201800	2018	1262	253	20.05	112	88	129	83	114	95	108	103
201800	- Absentee Reporting	1262	78	6.18	31	15	22	26	21	30	30	19
201800	- Early Vote Reporting	1262	638	50.55	317	211	329	215	276	272	263	276
201900	2019	404	92	22.77	32	35	34	38	49	23	42	27
201900	- Absentee Reporting	404	43	10.64	15	11	9	16	18	8	10	15
201900	- Early Vote Reporting	404	217	53.71	88	86	88	90	118	64	88	89
202000	2020	427	78	18.27	32	26	33	28	33	28	30	30
202000	- Absentee Reporting	427	22	5.15	9	9	11	7	8	10	10	7
202000	- Early Vote Reporting	427	158	37.00	73	56	71	62	73	61	67	65
202100	2021	596	108	18.12	41	44	48	41	61	32	53	40
202100	- Absentee Reporting	596	57	9.56	14	23	20	21	25	14	17	21
202100	- Early Vote Reporting	596	329	55.20	151	121	153	127	173	116	144	132
202200	2022	553	84	15.19	40	32	36	39	51	22	56	19
202200	- Absentee Reporting	553	56	10.13	19	23	26	16	24	19	18	23
202200	- Early Vote Reporting	553	320	57.87	111	147	142	123	189	85	157	119

WASHOE COUNTY Statement of Vote
GENERAL ELECTION

100032		RENO											
	Registration	Ballots Cast	Turnout (%)	GEN RENO COUNCILMEMBER WARD 1 Brekhus, Jenny	Carter, Bernie	GEN RENO COUNCILMEMBER WARD 3 Delgado, Oscar	Young, Cliff J.	GEN RENO COUNCILMEMBER WARD 5 Jardon, Neoma	Jung, Kitty K.	GEN RENO COUNCILMEMBER - At Large Schieve, Hillary	Ward, David		
204500 2045	0	0	0.00	0	0	0	0	0	0	0	0		
204500 - Absentee Reporting	0	0	0.00	0	0	0	0	0	0	0	0		
204500 - Early Vote Reporting	0	0	0.00	0	0	0	0	0	0	0	0		
204600 2046	3	3	100.00	***** Insufficient Turnout to Protect Voter Privacy *****								*****	
204600 - Absentee Reporting	3	0	0.00	0	0	0	0	0	0	0	0		
204600 - Early Vote Reporting	3	0	0.00	0	0	0	0	0	0	0	0		
204700 2047	1242	325	26.17	139	115	148	116	180	84	154	108		
204700 - Absentee Reporting	1242	68	5.48	27	18	24	25	32	19	32	19		
204700 - Early Vote Reporting	1242	663	53.38	279	242	313	220	306	245	295	244		
204800 2048	0	0	0.00	0	0	0	0	0	0	0	0		
204800 - Absentee Reporting	0	0	0.00	0	0	0	0	0	0	0	0		
204800 - Early Vote Reporting	0	0	0.00	0	0	0	0	0	0	0	0		
204900 2049	832	149	17.91	78	42	81	45	55	65	66	57		
204900 - Absentee Reporting	832	71	8.53	31	21	27	27	34	18	18	34		
204900 - Early Vote Reporting	832	356	42.79	169	112	175	121	142	154	141	153		
205000 2050	588	129	21.94	53	58	71	47	81	35	65	50		
205000 - Absentee Reporting	588	79	13.44	34	19	28	29	39	17	29	26		
205000 - Early Vote Reporting	588	309	52.55	144	121	195	89	152	121	141	135		
205100 2051	0	0	0.00	0	0	0	0	0	0	0	0		
205100 - Absentee Reporting	0	0	0.00	0	0	0	0	0	0	0	0		
205100 - Early Vote Reporting	0	0	0.00	0	0	0	0	0	0	0	0		
205300 2053	0	0	0.00	0	0	0	0	0	0	0	0		
205300 - Absentee Reporting	0	0	0.00	0	0	0	0	0	0	0	0		
205300 - Early Vote Reporting	0	0	0.00	0	0	0	0	0	0	0	0		
205400 2054	0	0	0.00	0	0	0	0	0	0	0	0		
205400 - Absentee Reporting	0	0	0.00	0	0	0	0	0	0	0	0		
205400 - Early Vote Reporting	0	0	0.00	0	0	0	0	0	0	0	0		
205500 2055	953	241	25.29	92	79	107	72	111	78	109	72		
205500 - Absentee Reporting	953	61	6.40	28	20	29	20	30	17	27	25		
205500 - Early Vote Reporting	953	519	54.46	213	180	253	161	259	162	186	212		
205700 2057	1	0	0.00	0	0	0	0	0	0	0	0		
205700 - Absentee Reporting	1	0	0.00	0	0	0	0	0	0	0	0		
205700 - Early Vote Reporting	1	0	0.00	0	0	0	0	0	0	0	0		
205800 2058	1446	405	28.01	166	138	189	130	188	132	180	145		
205800 - Absentee Reporting	1446	116	8.02	31	41	34	36	47	29	32	37		
205800 - Early Vote Reporting	1446	699	48.34	282	266	291	269	336	243	297	270		
205900 2059	225	46	20.44	19	13	19	16	16	23	18	18		
205900 - Absentee Reporting	225	25	11.11	12	6	10	9	10	7	12	7		
205900 - Early Vote Reporting	225	119	52.89	55	35	58	41	54	43	45	52		
206000 2060	0	0	0.00	0	0	0	0	0	0	0	0		
206000 - Absentee Reporting	0	0	0.00	0	0	0	0	0	0	0	0		
206000 - Early Vote Reporting	0	0	0.00	0	0	0	0	0	0	0	0		
206100 2061	0	0	0.00	0	0	0	0	0	0	0	0		
206100 - Absentee Reporting	0	0	0.00	0	0	0	0	0	0	0	0		
206100 - Early Vote Reporting	0	0	0.00	0	0	0	0	0	0	0	0		
206200 2062	0	0	0.00	0	0	0	0	0	0	0	0		
206200 - Absentee Reporting	0	0	0.00	0	0	0	0	0	0	0	0		
206200 - Early Vote Reporting	0	0	0.00	0	0	0	0	0	0	0	0		
206300 2063	4	0	0.00	0	0	0	0	0	0	0	0		
206300 - Absentee Reporting	4	1	25.00	***** Insufficient Turnout to Protect Voter Privacy *****								*****	
206300 - Early Vote Reporting	4	3	75.00	***** Insufficient Turnout to Protect Voter Privacy *****								*****	
206400 2064	0	0	0.00	0	0	0	0	0	0	0	0		
206400 - Absentee Reporting	0	0	0.00	0	0	0	0	0	0	0	0		
206400 - Early Vote Reporting	0	0	0.00	0	0	0	0	0	0	0	0		
206500 2065	4	3	75.00	***** Insufficient Turnout to Protect Voter Privacy *****								*****	
206500 - Absentee Reporting	4	0	0.00	0	0	0	0	0	0	0	0		
206500 - Early Vote Reporting	4	0	0.00	0	0	0	0	0	0	0	0		
206600 2066	0	0	0.00	0	0	0	0	0	0	0	0		
206600 - Absentee Reporting	0	0	0.00	0	0	0	0	0	0	0	0		
206600 - Early Vote Reporting	0	0	0.00	0	0	0	0	0	0	0	0		

10/11/12

WASHOE COUNTY Statement of Vote
GENERAL ELECTION

100032			RENO										
	Registration	Ballots Cast	Turnout (%)	GEN RENO COUNCIL MEMBER WARD 1 Brekhus, Jenny Carter, Bernie		GEN RENO COUNCIL MEMBER WARD 3 Delgado, Oscar Young, Cliff J.		GEN RENO COUNCIL MEMBER WARD 5 Jardon, Neoma Jung, Kitty K.		RENO COUNCIL MEMBER - AT Schieve, Hillary Ward, David			
206700 2067	0	0	0.00										
206700 - Absentee Reporting	0	0	0.00	0	0	0	0	0	0	0	0		
206700 - Early Vote Reporting	0	0	0.00	0	0	0	0	0	0	0	0		
206800 2068	6	3	50.00	***** Insufficient Turnout to Protect Voter Privacy *****								*****	
206800 - Absentee Reporting	6	1	16.67	***** Insufficient Turnout to Protect Voter Privacy *****								*****	
206800 - Early Vote Reporting	6	1	16.67	***** Insufficient Turnout to Protect Voter Privacy *****								*****	
206900 2069	2	2	100.00	***** Insufficient Turnout to Protect Voter Privacy *****								*****	
206900 - Absentee Reporting	2	0	0.00	0	0	0	0	0	0	0	0		
206900 - Early Vote Reporting	2	0	0.00	0	0	0	0	0	0	0	0		
207000 2070	0	0	0.00	0	0	0	0	0	0	0	0		
207000 - Absentee Reporting	0	0	0.00	0	0	0	0	0	0	0	0		
207000 - Early Vote Reporting	0	0	0.00	0	0	0	0	0	0	0	0		
207200 2072	3	0	0.00	0	0	0	0	0	0	0	0		
207200 - Absentee Reporting	3	0	0.00	0	0	0	0	0	0	0	0		
207200 - Early Vote Reporting	3	3	100.00	***** Insufficient Turnout to Protect Voter Privacy *****								*****	
207300 2073	2	0	0.00	0	0	0	0	0	0	0	0		
207300 - Absentee Reporting	2	1	50.00	***** Insufficient Turnout to Protect Voter Privacy *****								*****	
207300 - Early Vote Reporting	2	1	50.00	***** Insufficient Turnout to Protect Voter Privacy *****								*****	
207400 2074	0	0	0.00	0	0	0	0	0	0	0	0		
207400 - Absentee Reporting	0	0	0.00	0	0	0	0	0	0	0	0		
207400 - Early Vote Reporting	0	0	0.00	0	0	0	0	0	0	0	0		
207500 2075	28	7	25.00	***** Insufficient Turnout to Protect Voter Privacy *****								*****	
207500 - Absentee Reporting	28	0	0.00	0	0	0	0	0	0	0	0		
207500 - Early Vote Reporting	28	19	67.86	9	7	10	7	10	9	11	7		
207600 2076	2	0	0.00	0	0	0	0	0	0	0	0		
207600 - Absentee Reporting	2	2	100.00	***** Insufficient Turnout to Protect Voter Privacy *****								*****	
207600 - Early Vote Reporting	2	0	0.00	0	0	0	0	0	0	0	0		
207700 2077	2	1	50.00	***** Insufficient Turnout to Protect Voter Privacy *****								*****	
207700 - Absentee Reporting	2	0	0.00	0	0	0	0	0	0	0	0		
207700 - Early Vote Reporting	2	1	50.00	***** Insufficient Turnout to Protect Voter Privacy *****								*****	
207800 2078	0	0	0.00	0	0	0	0	0	0	0	0		
207800 - Absentee Reporting	0	0	0.00	0	0	0	0	0	0	0	0		
207800 - Early Vote Reporting	0	0	0.00	0	0	0	0	0	0	0	0		
207900 2079	2	0	0.00	0	0	0	0	0	0	0	0		
207900 - Absentee Reporting	2	0	0.00	0	0	0	0	0	0	0	0		
207900 - Early Vote Reporting	2	2	100.00	***** Insufficient Turnout to Protect Voter Privacy *****								*****	
208000 2080	962	212	22.04	102	61	104	63	84	86	95	67		
208000 - Absentee Reporting	962	90	9.36	36	28	33	28	39	27	24	42		
208000 - Early Vote Reporting	962	434	45.11	206	123	191	157	175	176	187	160		
300100 3001	546	88	16.12	46	29	46	27	32	45	44	30		
300100 - Absentee Reporting	546	55	10.07	31	11	27	19	15	28	24	18		
300100 - Early Vote Reporting	546	184	33.70	71	70	93	58	58	91	84	67		
300200 3002	12	1	8.33	***** Insufficient Turnout to Protect Voter Privacy *****								*****	
300200 - Absentee Reporting	12	3	25.00	***** Insufficient Turnout to Protect Voter Privacy *****								*****	
300200 - Early Vote Reporting	12	5	41.67	***** Insufficient Turnout to Protect Voter Privacy *****								*****	
300300 3003	3	0	0.00	0	0	0	0	0	0	0	0		
300300 - Absentee Reporting	3	3	100.00	***** Insufficient Turnout to Protect Voter Privacy *****								*****	
300300 - Early Vote Reporting	3	0	0.00	0	0	0	0	0	0	0	0		
300400 3004	608	182	29.93	96	67	111	59	85	85	85	82		
300400 - Absentee Reporting	608	50	8.22	19	13	21	19	18	16	17	19		
300400 - Early Vote Reporting	608	235	38.65	121	78	140	71	91	113	117	83		
300500 3005	85	15	17.65	6	4	7	3	4	7	7	4		
300500 - Absentee Reporting	85	7	8.24	***** Insufficient Turnout to Protect Voter Privacy *****								*****	
300500 - Early Vote Reporting	85	23	27.06	10	7	11	9	10	8	9	8		
300600 3006	66	6	9.09	***** Insufficient Turnout to Protect Voter Privacy *****								*****	
300600 - Absentee Reporting	66	12	18.18	4	6	3	8	4	6	7	4		
300600 - Early Vote Reporting	66	37	56.06	15	11	21	10	20	9	19	9		
300700 3007	1087	237	21.80	104	76	116	75	100	86	109	72		
300700 - Absentee Reporting	1087	67	6.16	20	25	27	28	24	29	29	21		
300700 - Early Vote Reporting	1087	477	43.88	236	145	287	121	192	205	220	172		

WASHOE COUNTY Statement of Vote
GENERAL ELECTION

100032		RENO											
	Registration	Ballots Cast	Turnout (%)	GEN RENO COUNCIL MEMBER WARD 1 Brekhus, Jenny	Carter, Bernie	GEN RENO COUNCIL MEMBER WARD 3 Delgado, Oscar	Young, Cliff J.	GEN RENO COUNCIL MEMBER WARD 5 Jardon, Neoma	Jung, Kitty K.	GEN RENO COUNCIL MEMBER - A Schieve, Hillary	Ward, David		
302800 3028	298	82	27.52	48	19	49	22	47	22	43	28		
302800 - Absentee Reporting	298	8	2.68	***** Insufficient Turnout to Protect Voter Privacy *****								43	28
302800 - Early Vote Reporting	298	119	39.93	57	43	77	26	46	54	63	40		
302900 3029	339	38	11.21	13	18	18	15	17	15	21	10		
302900 - Absentee Reporting	339	25	7.37	12	11	7	16	8	14	9	13		
302900 - Early Vote Reporting	339	204	60.18	95	82	113	78	95	87	93	87		
303000 3030	577	116	20.10	60	39	71	34	65	36	61	43		
303000 - Absentee Reporting	577	47	8.15	19	16	18	17	15	21	21	13		
303000 - Early Vote Reporting	577	294	50.95	163	91	181	82	139	125	135	130		
303100 3031	583	89	15.27	48	29	43	35	43	33	44	32		
303100 - Absentee Reporting	583	14	2.40	5	4	9	1	3	7	6	4		
303100 - Early Vote Reporting	583	262	44.94	137	89	133	94	99	131	117	110		
303200 3032	706	103	14.59	48	33	50	37	53	32	53	30		
303200 - Absentee Reporting	706	61	8.64	32	9	21	22	17	24	20	21		
303200 - Early Vote Reporting	706	427	60.48	220	148	212	181	208	177	192	176		
303300 3033	188	33	17.55	16	11	18	11	15	12	12	15		
303300 - Absentee Reporting	188	8	4.26	***** Insufficient Turnout to Protect Voter Privacy *****								46	22
303300 - Early Vote Reporting	188	73	38.83	45	18	44	23	42	25	46	22		
303400 3034	0	0	0.00	0	0	0	0	0	0	0	0		
303400 - Absentee Reporting	0	0	0.00	0	0	0	0	0	0	0	0		
303400 - Early Vote Reporting	0	1	0.00	***** Insufficient Turnout to Protect Voter Privacy *****								0	0
303500 3035	0	0	0.00	0	0	0	0	0	0	0	0		
303500 - Absentee Reporting	0	0	0.00	0	0	0	0	0	0	0	0		
303500 - Early Vote Reporting	0	0	0.00	0	0	0	0	0	0	0	0		
303600 3036	246	58	23.58	25	22	31	20	22	27	27	21		
303600 - Absentee Reporting	246	13	5.28	6	4	7	3	6	4	4	6		
303600 - Early Vote Reporting	246	84	34.15	37	29	46	22	34	35	42	25		
303800 3038	472	163	34.53	75	55	72	62	80	56	83	55		
303800 - Absentee Reporting	472	21	4.45	6	10	11	5	11	5	5	11		
303800 - Early Vote Reporting	472	212	44.92	104	73	118	73	102	85	104	84		
303900 3039	2	0	0.00	0	0	0	0	0	0	0	0		
303900 - Absentee Reporting	2	0	0.00	0	0	0	0	0	0	0	0		
303900 - Early Vote Reporting	2	2	100.00	***** Insufficient Turnout to Protect Voter Privacy *****								0	0
304000 3040	482	88	18.26	51	27	53	24	36	43	43	34		
304000 - Absentee Reporting	482	27	5.60	16	7	18	6	9	17	14	9		
304000 - Early Vote Reporting	482	183	37.97	84	64	106	50	61	89	77	71		
400000 4000	788	162	20.56	74	57	86	51	61	75	74	64		
400000 - Absentee Reporting	788	37	4.70	20	13	14	16	13	18	14	16		
400000 - Early Vote Reporting	788	284	36.04	161	71	154	89	106	128	131	106		
400300 4003	834	195	23.38	85	69	82	75	87	72	88	74		
400300 - Absentee Reporting	834	78	9.35	36	23	33	29	39	25	34	31		
400300 - Early Vote Reporting	834	353	42.33	187	121	184	129	153	157	157	152		
400500 4005	536	112	20.90	47	38	44	50	50	42	46	43		
400500 - Absentee Reporting	536	41	7.65	20	12	11	22	11	21	17	14		
400500 - Early Vote Reporting	536	177	33.02	88	65	84	76	68	89	78	77		
400700 4007	16	4	25.00	***** Insufficient Turnout to Protect Voter Privacy *****								43	34
400700 - Absentee Reporting	16	1	6.25	***** Insufficient Turnout to Protect Voter Privacy *****								14	9
400700 - Early Vote Reporting	16	3	18.75	***** Insufficient Turnout to Protect Voter Privacy *****								77	71
400800 4008	0	0	0.00	0	0	0	0	0	0	0	0		
400800 - Absentee Reporting	0	0	0.00	0	0	0	0	0	0	0	0		
400800 - Early Vote Reporting	0	0	0.00	0	0	0	0	0	0	0	0		
400900 4009	459	127	27.67	65	43	64	48	63	49	66	47		
400900 - Absentee Reporting	459	51	11.11	23	15	16	25	22	17	26	15		
400900 - Early Vote Reporting	459	163	35.51	80	64	86	62	78	70	78	68		
401200 4012	814	211	25.92	105	55	90	76	79	83	85	78		
401200 - Absentee Reporting	814	43	5.28	23	11	22	43	19	19	11	22		
401200 - Early Vote Reporting	814	286	35.14	139	71	150	71	103	130	96	129		
401400 4014	1055	201	19.05	85	68	85	77	90	77	82	76		
401400 - Absentee Reporting	1055	77	7.30	33	20	20	35	29	31	30	27		
401400 - Early Vote Reporting	1055	493	46.73	240	171	228	189	197	231	223	198		

WASHOE COUNTY Statement of Vote
GENERAL ELECTION

100032	RENO											
	Registration	Ballots Cast	Turnout (%)	GEN RENO COUNCIL MEMBER WARD 1 Brekhuis, Jenny	Carter, Bernie	GEN RENO COUNCIL MEMBER WARD 3 Delgado, Oscar	Young, Cliff J.	GEN RENO COUNCIL MEMBER WARD 5 Jardon, Neoma	Jung, Kitty K.	GEN RENO COUNCIL MEMBER - At Large Schieve, Hillary	Ward, David	
401500 4015	0	0	0.00	0	0	0	0	0	0	0	0	0
401500 - Absentee Reporting	0	0	0.00	0	0	0	0	0	0	0	0	0
401500 - Early Vote Reporting	0	0	0.00	0	0	0	0	0	0	0	0	0
401600 4016	1209	291	24.07	121	90	124	98	110	109	122	94	
401600 - Absentee Reporting	1209	74	6.12	33	23	26	31	31	28	25	32	
401600 - Early Vote Reporting	1209	461	38.13	224	134	229	140	192	190	186	191	
401700 4017	1019	286	28.07	131	117	134	116	144	108	131	125	
401700 - Absentee Reporting	1019	47	4.61	20	19	16	23	22	17	22	18	
401700 - Early Vote Reporting	1019	355	34.84	158	145	156	154	152	158	179	133	
401800 4018	0	0	0.00	0	0	0	0	0	0	0	0	
401800 - Absentee Reporting	0	0	0.00	0	0	0	0	0	0	0	0	
401800 - Early Vote Reporting	0	0	0.00	0	0	0	0	0	0	0	0	
401900 4019	874	237	27.12	111	87	107	101	107	96	119	87	
401900 - Absentee Reporting	874	44	5.03	18	15	14	21	17	17	20	13	
401900 - Early Vote Reporting	874	283	32.38	128	95	123	115	108	123	132	104	
402000 4020	333	91	27.33	41	30	39	34	38	36	38	33	
402000 - Absentee Reporting	333	17	5.11	12	1	5	8	7	6	9	4	
402000 - Early Vote Reporting	333	116	34.83	55	38	58	40	44	52	53	42	
402100 4021	202	55	27.23	24	14	20	18	25	17	22	18	
402100 - Absentee Reporting	202	18	8.91	4	8	8	4	8	5	7	6	
402100 - Early Vote Reporting	202	90	44.55	41	32	36	42	28	49	44	32	
402200 4022	90	10	11.11	7	1	5	2	5	3	6	3	
402200 - Absentee Reporting	90	12	13.33	8	2	8	2	4	8	9	3	
402200 - Early Vote Reporting	90	51	56.67	24	15	20	21	24	18	17	24	
402300 4023	605	116	19.17	47	47	56	43	58	44	55	43	
402300 - Absentee Reporting	605	56	9.26	20	17	17	26	30	15	21	21	
402300 - Early Vote Reporting	605	271	44.79	146	85	107	134	123	118	126	111	
402400 4024	479	127	26.51	53	55	64	50	66	46	55	57	
402400 - Absentee Reporting	479	26	5.43	17	8	17	8	13	12	13	12	
402400 - Early Vote Reporting	479	177	36.95	83	60	88	61	70	79	72	73	
402500 4025	732	181	24.73	85	63	90	66	72	80	93	64	
402500 - Absentee Reporting	732	67	9.15	25	26	14	38	27	25	26	28	
402500 - Early Vote Reporting	732	280	38.25	121	118	115	130	155	90	139	109	
402600 4026	4	0	0.00	0	0	0	0	0	0	0	0	
402600 - Absentee Reporting	4	4	100.00	*****	*****	*****	*****	*****	*****	*****	*****	
402600 - Early Vote Reporting	4	1	25.00	*****	*****	*****	*****	*****	*****	*****	*****	
402800 4028	0	0	0.00	0	0	0	0	0	0	0	0	
402800 - Absentee Reporting	0	0	0.00	0	0	0	0	0	0	0	0	
402800 - Early Vote Reporting	0	0	0.00	0	0	0	0	0	0	0	0	
402900 4029	0	0	0.00	0	0	0	0	0	0	0	0	
402900 - Absentee Reporting	0	0	0.00	0	0	0	0	0	0	0	0	
402900 - Early Vote Reporting	0	0	0.00	0	0	0	0	0	0	0	0	
403200 4032	1155	326	28.23	129	124	127	134	147	120	125	134	
403200 - Absentee Reporting	1155	96	8.31	49	23	27	48	50	28	42	29	
403200 - Early Vote Reporting	1155	505	43.72	245	178	207	235	248	199	239	201	
403300 4033	1101	260	23.61	108	87	130	83	120	98	105	107	
403300 - Absentee Reporting	1101	96	8.72	30	33	40	23	39	36	25	36	
403300 - Early Vote Reporting	1101	544	49.41	254	203	292	186	259	237	229	250	
403500 4035	1381	375	27.15	156	161	167	157	189	137	190	135	
403500 - Absentee Reporting	1381	79	5.72	36	15	22	29	27	27	23	29	
403500 - Early Vote Reporting	1381	559	40.48	246	208	237	232	252	216	261	207	
403600 4036	705	172	24.40	89	58	75	77	79	73	86	59	
403600 - Absentee Reporting	705	40	5.67	17	12	17	14	15	11	19	8	
403600 - Early Vote Reporting	705	308	43.69	149	109	133	133	155	119	155	112	
403700 4037	1006	269	26.74	123	90	121	101	123	99	113	105	
403700 - Absentee Reporting	1006	68	6.76	26	22	24	26	30	25	31	21	
403700 - Early Vote Reporting	1006	418	41.55	182	158	191	167	198	162	203	149	
403800 4038	553	150	27.12	67	50	67	58	62	59	68	52	
403800 - Absentee Reporting	553	61	11.03	35	19	18	38	31	23	26	26	
403800 - Early Vote Reporting	553	217	39.24	92	79	103	75	94	83	94	83	

1001001

WASHOE COUNTY Statement of Vote
GENERAL ELECTION

100032		RENO											
		Registration	Ballots Cast	Turnout (%)	GEN RENO COUNCIL MEMBER WARD 1 Brethius, Jenny	Carter, Bernie	GEN RENO COUNCIL MEMBER WARD 3 Delgado, Oscar	Young, Cliff J.	GEN RENO COUNCIL MEMBER WARD 5 Jardon, Neoma	Jung, Kitty K.	GEN RENO COUNCIL MEMBER - A Schieve, Hillary	Ward, David	
403900 4039	1231	337	27.38	162	102	135	131	146	123	153	124		
403900 - Absentee Reporting	1231	83	6.74	40	23	29	35	30	38	37	27		
403900 - Early Vote Reporting	1231	509	41.35	244	186	256	183	208	230	219	219		
404000 4040	1	0	0.00	0	0	0	0	0	0	0	0		
404000 - Absentee Reporting	1	0	0.00	0	0	0	0	0	0	0	0		
404000 - Early Vote Reporting	1	0	0.00	0	0	0	0	0	0	0	0		
404100 4041	1284	382	29.75	170	143	145	179	164	160	199	129		
404100 - Absentee Reporting	1284	64	4.98	27	19	25	25	19	29	30	16		
404100 - Early Vote Reporting	1284	455	35.44	234	145	197	196	213	181	233	162		
404200 4042	0	0	0.00	0	0	0	0	0	0	0	0		
404200 - Absentee Reporting	0	0	0.00	0	0	0	0	0	0	0	0		
404200 - Early Vote Reporting	0	0	0.00	0	0	0	0	0	0	0	0		
404300 4043	41	11	26.83	9	2	6	5	6	5	6	5		
404300 - Absentee Reporting	41	2	4.88	*****	*****	*****	*****	*****	*****	*****	*****		
404300 - Early Vote Reporting	41	22	53.66	9	8	4	12	10	9	6	12		
404500 4045	729	179	24.55	66	73	82	67	80	70	78	70		
404500 - Absentee Reporting	729	22	3.02	6	12	8	10	10	7	9	9		
404500 - Early Vote Reporting	729	243	33.33	104	94	104	102	110	102	114	93		
404600 4046	77	13	16.88	6	5	2	9	7	4	9	2		
404600 - Absentee Reporting	77	3	3.90	*****	*****	*****	*****	*****	*****	*****	*****		
404600 - Early Vote Reporting	77	25	32.47	11	10	13	9	12	10	12	11		
404700 4047	63	24	38.10	15	5	13	9	10	12	7	14		
404700 - Absentee Reporting	63	5	7.94	*****	*****	*****	*****	*****	*****	*****	*****		
404700 - Early Vote Reporting	63	25	39.68	10	11	9	15	17	7	14	11		
405000 4050	0	0	0.00	0	0	0	0	0	0	0	0		
405000 - Absentee Reporting	0	0	0.00	0	0	0	0	0	0	0	0		
405000 - Early Vote Reporting	0	0	0.00	0	0	0	0	0	0	0	0		
405100 4051	0	0	0.00	0	0	0	0	0	0	0	0		
405100 - Absentee Reporting	0	0	0.00	0	0	0	0	0	0	0	0		
405100 - Early Vote Reporting	0	0	0.00	0	0	0	0	0	0	0	0		
405200 4052	0	0	0.00	0	0	0	0	0	0	0	0		
405200 - Absentee Reporting	0	0	0.00	0	0	0	0	0	0	0	0		
405200 - Early Vote Reporting	0	0	0.00	0	0	0	0	0	0	0	0		
405300 4053	1373	309	22.51	159	81	156	100	125	128	134	114		
405300 - Absentee Reporting	1373	46	3.35	21	13	21	14	14	21	18	16		
405300 - Early Vote Reporting	1373	473	34.45	249	145	267	137	205	193	229	163		
500000 5000	720	200	27.78	122	43	111	56	85	87	112	57		
500000 - Absentee Reporting	720	53	7.36	26	14	21	22	15	27	16	28		
500000 - Early Vote Reporting	720	306	42.50	173	92	178	97	121	150	124	143		
500300 5003	54	15	27.78	9	5	10	3	8	6	9	4		
500300 - Absentee Reporting	54	6	11.11	*****	*****	*****	*****	*****	*****	*****	*****		
500300 - Early Vote Reporting	54	19	35.19	13	3	17	2	7	9	6	11		
500500 5005	1335	155	11.61	71	48	58	62	57	68	62	61		
500500 - Absentee Reporting	1335	94	7.04	42	25	23	46	23	49	34	34		
500500 - Early Vote Reporting	1335	288	21.57	128	102	135	101	106	138	125	117		
500600 5006	1197	351	29.32	165	122	178	116	161	138	158	135		
500600 - Absentee Reporting	1197	82	6.85	34	27	42	26	34	30	26	34		
500600 - Early Vote Reporting	1197	559	46.70	308	177	354	138	252	248	225	264		
500700 5007	75	15	20.00	3	7	9	2	9	2	5	4		
500700 - Absentee Reporting	75	11	14.67	4	1	3	2	5	3	2	4		
500700 - Early Vote Reporting	75	36	48.00	15	12	16	12	14	14	17	10		
500800 5008	681	164	24.08	88	47	67	71	62	75	88	48		
500800 - Absentee Reporting	681	51	7.49	19	11	19	12	15	16	17	14		
500800 - Early Vote Reporting	681	256	37.59	134	89	147	85	104	132	99	129		
500900 5009	705	184	26.10	93	49	100	49	64	85	77	70		
500900 - Absentee Reporting	705	33	4.68	14	6	14	7	3	21	12	9		
500900 - Early Vote Reporting	705	284	40.28	157	64	147	85	85	160	102	126		
501000 5010	1237	345	27.89	155	96	150	103	116	149	121	130		
501000 - Absentee Reporting	1237	47	3.80	14	13	11	18	16	14	7	20		
501000 - Early Vote Reporting	1237	435	35.17	212	113	227	106	149	199	151	181		

WASHOE COUNTY Statement of Vote
GENERAL ELECTION

100032		RENO											
	Registration	Ballots Cast	Turnout (%)	GEN RENO COUNCILMEMBER WARD 1 Brekhus, Jenny	Carter, Bernie	GEN RENO COUNCILMEMBER WARD 3 Delgado, Oscar	Young, Cliff J.	GEN RENO COUNCILMEMBER WARD 5 Jardon, Neoma	Jung, Kitty K.	GEN RENO COUNCILMEMBER - At Large Schieve, Hillary	Ward, David		
501100 5011	870	191	21.95	81	62	94	57	97	56	65	85		
501100 - Absentee Reporting	870	70	8.05	28	22	30	18	26	23	22	28		
501100 - Early Vote Reporting	870	461	52.99	230	148	262	131	214	186	220	178		
501200 5012	470	106	22.55	52	33	48	38	43	45	46	46		
501200 - Absentee Reporting	470	35	7.45	11	10	16	8	15	8	8	14		
501200 - Early Vote Reporting	470	222	47.23	104	73	112	69	106	77	89	89		
501400 5014	774	139	17.96	77	35	78	38	74	48	68	54		
501400 - Absentee Reporting	774	58	7.49	31	13	28	20	26	21	21	25		
501400 - Early Vote Reporting	774	448	57.88	228	153	239	157	247	157	198	197		
501500 5015	0	0	0.00	0	0	0	0	0	0	0	0		
501500 - Absentee Reporting	0	0	0.00	0	0	0	0	0	0	0	0		
501500 - Early Vote Reporting	0	0	0.00	0	0	0	0	0	0	0	0		
501600 5016	1150	282	24.52	131	109	153	97	140	107	137	113		
501600 - Absentee Reporting	1150	113	9.83	49	36	42	48	53	40	50	39		
501600 - Early Vote Reporting	1150	480	41.74	239	164	274	155	229	201	216	203		
501800 5018	1015	244	24.04	122	85	118	97	104	109	114	96		
501800 - Absentee Reporting	1015	81	7.98	38	22	26	40	33	34	39	25		
501800 - Early Vote Reporting	1015	473	46.60	247	141	286	130	221	194	200	210		
502000 5020	306	48	15.69	17	11	19	13	11	19	15	14		
502000 - Absentee Reporting	306	36	11.76	11	12	8	15	11	11	10	13		
502000 - Early Vote Reporting	306	85	27.78	40	25	34	32	31	38	34	34		
502200 5022	958	273	28.50	132	93	135	101	113	126	133	99		
502200 - Absentee Reporting	958	62	6.47	30	15	31	19	27	24	25	21		
502200 - Early Vote Reporting	958	429	44.78	261	114	247	141	190	201	178	205		
502300 5023	0	0	0.00	0	0	0	0	0	0	0	0		
502300 - Absentee Reporting	0	0	0.00	0	0	0	0	0	0	0	0		
502300 - Early Vote Reporting	0	0	0.00	0	0	0	0	0	0	0	0		
502400 5024	1198	366	30.55	183	125	188	118	180	130	172	136		
502400 - Absentee Reporting	1198	91	7.60	39	30	36	32	41	33	28	41		
502400 - Early Vote Reporting	1198	452	37.73	242	143	262	135	203	197	181	206		
502600 5026	1117	252	22.56	137	74	139	77	110	103	117	95		
502600 - Absentee Reporting	1117	129	11.55	60	40	59	44	52	49	62	40		
502600 - Early Vote Reporting	1117	463	41.45	259	130	245	161	201	209	202	194		
502700 5027	1632	347	21.26	147	87	140	104	124	115	115	121		
502700 - Absentee Reporting	1632	35	2.14	13	7	11	10	10	11	9	11		
502700 - Early Vote Reporting	1632	626	38.36	306	163	293	178	232	239	242	227		
503000 5030	1260	290	23.02	107	106	137	96	159	82	142	90		
503000 - Absentee Reporting	1260	82	6.51	33	23	30	31	34	28	39	22		
503000 - Early Vote Reporting	1260	644	51.11	291	196	333	189	305	234	301	221		
503100 5031	12	2	16.67	***** Insufficient Turnout to Protect Voter Privacy *****								*****	
503100 - Absentee Reporting	12	0	0.00	0	0	0	0	0	0	0	0		
503100 - Early Vote Reporting	12	9	75.00	***** Insufficient Turnout to Protect Voter Privacy *****								*****	
503200 5032	445	93	20.90	38	34	39	35	49	26	37	36		
503200 - Absentee Reporting	445	27	6.07	12	6	9	9	16	5	11	8		
503200 - Early Vote Reporting	445	236	53.03	103	76	112	75	107	90	102	89		
503300 5033	816	219	26.84	106	70	124	62	83	103	101	82		
503300 - Absentee Reporting	816	60	7.35	22	18	23	22	26	18	15	26		
503300 - Early Vote Reporting	816	368	45.10	196	120	218	109	165	168	161	167		
503400 5034	866	186	21.48	91	57	116	41	88	68	73	78		
503400 - Absentee Reporting	866	74	8.55	36	21	22	34	34	26	26	34		
503400 - Early Vote Reporting	866	423	48.85	212	144	234	139	207	161	169	194		
503500 5035	1272	259	20.36	116	80	106	102	108	99	123	79		
503500 - Absentee Reporting	1272	100	7.86	36	21	28	36	40	26	35	27		
503500 - Early Vote Reporting	1272	606	47.64	310	172	322	185	284	245	242	253		
503600 5036	1287	270	20.98	120	97	143	80	130	96	134	88		
503600 - Absentee Reporting	1287	90	6.99	44	29	43	34	42	32	38	29		
503600 - Early Vote Reporting	1287	679	52.76	322	219	353	226	338	259	312	264		
503900 5039	45	15	33.33	5	4	2	7	9	2	2	8		
503900 - Absentee Reporting	45	5	11.11	***** Insufficient Turnout to Protect Voter Privacy *****								*****	
503900 - Early Vote Reporting	45	15	33.33	10	3	7	7	3	11	11	3		

WASHOE COUNTY Statement of Vote
GENERAL ELECTION

100032	RENO											
	Registration	Ballots Cast	Turnout (%)	GEN RENO COUNCIL MEMBER WARD 1 Brekhus, Jenny	Carter, Bernie	GEN RENO COUNCIL MEMBER WARD 3 Delgado, Oscar	Young, Cliff J.	GEN RENO COUNCIL MEMBER WARD 5 Jardon, Neoma	Jung, Kitty K.	GEN RENO COUNCIL MEMBER - At Large Schiewe, Hillary	Ward, David	
504000 5040	673	133	19.76	43	51	47	49	63	32	52	48	
504000 - Absentee Reporting	673	50	7.43	19	20	23	16	23	17	22	16	
504000 - Early Vote Reporting	673	387	57.50	160	139	174	139	218	115	156	158	
504100 5041	643	147	22.86	68	47	71	50	72	52	80	43	
504100 - Absentee Reporting	643	57	8.86	25	11	29	13	33	8	14	23	
504100 - Early Vote Reporting	643	333	51.79	138	121	157	117	161	120	140	130	
504500 5045	1356	297	21.90	114	111	138	101	158	90	156	85	
504500 - Absentee Reporting	1356	137	10.10	37	51	49	46	71	32	58	39	
504500 - Early Vote Reporting	1356	755	55.68	277	270	348	249	419	203	322	268	
504600 5046	1423	244	17.15	77	92	81	100	130	61	120	67	
504600 - Absentee Reporting	1423	249	17.50	79	76	77	85	113	73	88	75	
504600 - Early Vote Reporting	1423	829	58.26	343	287	311	347	490	234	397	287	
504700 5047	0	0	0.00	0	0	0	0	0	0	0	0	
504700 - Absentee Reporting	0	0	0.00	0	0	0	0	0	0	0	0	
504700 - Early Vote Reporting	0	0	0.00	0	0	0	0	0	0	0	0	
504800 5048	6	0	0.00	0	0	0	0	0	0	0	0	
504800 - Absentee Reporting	6	2	33.33	***** Insufficient Turnout to Protect Voter Privacy *****							*****	
504800 - Early Vote Reporting	6	0	0.00	0	0	0	0	0	0	0	0	
504900 5049	0	0	0.00	0	0	0	0	0	0	0	0	
504900 - Absentee Reporting	0	0	0.00	0	0	0	0	0	0	0	0	
504900 - Early Vote Reporting	0	0	0.00	0	0	0	0	0	0	0	0	
505000 5050	0	0	0.00	0	0	0	0	0	0	0	0	
505000 - Absentee Reporting	0	0	0.00	0	0	0	0	0	0	0	0	
505000 - Early Vote Reporting	0	0	0.00	0	0	0	0	0	0	0	0	
505100 5051	0	0	0.00	0	0	0	0	0	0	0	0	
505100 - Absentee Reporting	0	0	0.00	0	0	0	0	0	0	0	0	
505100 - Early Vote Reporting	0	0	0.00	0	0	0	0	0	0	0	0	
505200 5052	0	0	0.00	0	0	0	0	0	0	0	0	
505200 - Absentee Reporting	0	0	0.00	0	0	0	0	0	0	0	0	
505200 - Early Vote Reporting	0	0	0.00	0	0	0	0	0	0	0	0	
505300 5053	20	2	10.00	***** Insufficient Turnout to Protect Voter Privacy *****							*****	
505300 - Absentee Reporting	20	2	10.00	***** Insufficient Turnout to Protect Voter Privacy *****							*****	
505300 - Early Vote Reporting	20	6	30.00	***** Insufficient Turnout to Protect Voter Privacy *****							*****	
505400 5054	4	0	0.00	0	0	0	0	0	0	0	0	
505400 - Absentee Reporting	4	3	75.00	***** Insufficient Turnout to Protect Voter Privacy *****							*****	
505400 - Early Vote Reporting	4	1	25.00	***** Insufficient Turnout to Protect Voter Privacy *****							*****	
505600 5056	932	169	18.13	62	65	75	48	54	74	67	64	
505600 - Absentee Reporting	932	112	12.02	38	34	40	34	36	39	37	39	
505600 - Early Vote Reporting	932	357	38.30	180	106	181	115	144	160	159	134	
505800 5058	0	0	0.00	0	0	0	0	0	0	0	0	
505800 - Absentee Reporting	0	0	0.00	0	0	0	0	0	0	0	0	
505800 - Early Vote Reporting	0	0	0.00	0	0	0	0	0	0	0	0	
506100 5061	0	0	0.00	0	0	0	0	0	0	0	0	
506100 - Absentee Reporting	0	0	0.00	0	0	0	0	0	0	0	0	
506100 - Early Vote Reporting	0	1	0.00	***** Insufficient Turnout to Protect Voter Privacy *****							*****	
506200 5062	1262	285	22.58	140	86	135	96	130	110	135	103	
506200 - Absentee Reporting	1262	114	9.03	45	34	38	44	59	26	39	47	
506200 - Early Vote Reporting	1262	609	48.26	299	218	325	212	307	234	288	245	
506300 5063	298	44	14.77	19	14	17	19	21	14	17	18	
506300 - Absentee Reporting	298	10	3.36	5	3	1	7	3	5	4	4	
506300 - Early Vote Reporting	298	95	31.88	50	23	39	34	28	46	40	34	
506400 5064	618	129	20.87	53	44	58	38	53	45	47	50	
506400 - Absentee Reporting	618	17	2.75	11	3	7	6	6	8	8	6	
506400 - Early Vote Reporting	618	199	32.20	104	53	108	55	80	85	82	82	
Precinct Totals	124098	27336	22.03	12392	9264	13129	9374	12228	10302	12465	9916	
Absentee Reporting Totals	124098	9920	7.99	4139	2981	3812	3624	4096	3412	3757	3588	
Early Vote Reporting Totals	124098	56384	45.44	27147	19068	29205	18906	25681	22647	24796	22897	

WASHOE COUNTY Statement of Vote
GENERAL ELECTION

100032	RENO												
	Registration	Ballots Cast	Turnout (%)	GEN RENO COUNCILMEMBER WARD 1 Brekhus, Jenny	Carter, Bernie	GEN RENO COUNCILMEMBER WARD 3 Delgado, Oscar	Young, Cliff J.	GEN RENO COUNCILMEMBER WARD 5 Jardon, Neoma	Jung, Kitty K.	GEN RENO COUNCILMEMBER - At Large Schieve, Hillary	Ward, David		
Grand Totals	124098	93640	75.46	43678	31313	46146	31904	42005	36361	41018	36401		
UNITED STATES SENATOR	124098	93640	75.46	43678	31313	46146	31904	42005	36361	41018	36401		
DISTRICT 2	124098	93640	75.46	43678	31313	46146	31904	42005	36361	41018	36401		
Senate District 13	35726	24241	67.85	11918	7520	12792	7461	9513	10557	10451	9412		
Senate District 15	60199	47800	79.40	22128	16262	23303	16637	22614	17702	21043	18688		
24TH	30526	20455	67.01	10133	6195	10751	6194	7889	8954	8763	7878		
25TH	32254	26444	81.99	11626	9492	12635	9388	13024	9162	11767	10192		
26TH	20261	15958	78.76	7112	5460	7584	5527	7322	5896	6927	6167		
27TH	27945	21356	76.42	10502	6770	10668	7249	9590	8540	9276	8496		
30TH	5200	3786	72.81	1785	1325	2041	1267	1624	1603	1688	1534		
31ST	5899	4276	72.49	1952	1563	1897	1718	1939	1696	1985	1627		
32ND	1603	1008	62.88	433	376	438	416	432	415	472	376		
40TH	410	357	87.07	135	132	132	145	185	95	140	131		
1	47490	37912	79.83	18243	12689	19443	12544	17548	14482	16726	15017		
RENO	124098	93640	75.46	43678	31313	46146	31904	42005	36361	41018	36401		
RENO-VERDI	124098	93640	75.46	43678	31313	46146	31904	42005	36361	41018	36401		

10-1051

WASHOE COUNTY Statement of Vote
GENERAL ELECTION

100036		NONPARTISAN RENO MUNICIPAL COURT JUDGE DEPT. 2												
	Registration	Ballots Cast	Turnout (%)	Carchner, William L.										
100000 1000	596	181	30.37	128										
100000 - Absentee Reporting	596	33	5.54	18										
100000 - Early Vote Reporting	596	301	50.50	221										
100200 1002	921	239	25.95	170										
100200 - Absentee Reporting	921	75	8.14	42										
100200 - Early Vote Reporting	921	257	27.90	203										
100300 1003	1404	360	25.64	264										
100300 - Absentee Reporting	1404	99	7.05	52										
100300 - Early Vote Reporting	1404	630	44.87	446										
100500 1005	0	0	0.00	0										
100500 - Absentee Reporting	0	0	0.00	0										
100500 - Early Vote Reporting	0	0	0.00	0										
100600 1006	393	96	24.43	66										
100600 - Absentee Reporting	393	49	12.47	26										
100600 - Early Vote Reporting	393	171	43.51	117										
100700 1007	1309	183	13.98	120										
100700 - Absentee Reporting	1309	122	9.32	82										
100700 - Early Vote Reporting	1309	793	60.58	545										
100800 1008	193	40	20.73	25										
100800 - Absentee Reporting	193	19	9.84	9										
100800 - Early Vote Reporting	193	83	43.01	62										
101000 1010	1197	287	23.98	202										
101000 - Absentee Reporting	1197	111	9.27	62										
101000 - Early Vote Reporting	1197	634	52.97	480										
101100 1011	1068	164	15.36	124										
101100 - Absentee Reporting	1068	53	4.96	32										
101100 - Early Vote Reporting	1068	417	39.04	304										
101200 1012	310	77	24.84	58										
101200 - Absentee Reporting	310	23	7.42	12										
101200 - Early Vote Reporting	310	119	38.39	75										
101400 1014	1198	254	21.20	175										
101400 - Absentee Reporting	1198	133	11.10	78										
101400 - Early Vote Reporting	1198	626	52.25	450										
101500 1015	52	11	21.15	6										
101500 - Absentee Reporting	52	6	11.54	*****										
101500 - Early Vote Reporting	52	15	28.85	11										
101600 1016	1072	300	27.99	212										
101600 - Absentee Reporting	1072	71	6.62	39										
101600 - Early Vote Reporting	1072	350	32.65	262										
101800 1018	1024	278	27.15	184										
101800 - Absentee Reporting	1024	54	5.27	31										
101800 - Early Vote Reporting	1024	355	34.67	250										
102000 1020	1109	204	18.39	140										
102000 - Absentee Reporting	1109	119	10.73	60										
102000 - Early Vote Reporting	1109	655	59.06	462										
102100 1021	0	0	0.00	0										
102100 - Absentee Reporting	0	0	0.00	0										
102100 - Early Vote Reporting	0	0	0.00	0										
102200 1022	919	145	15.78	99										
102200 - Absentee Reporting	919	81	8.81	43										
102200 - Early Vote Reporting	919	583	63.44	401										
102300 1023	659	85	12.90	55										
102300 - Absentee Reporting	659	95	14.42	45										
102300 - Early Vote Reporting	659	406	61.61	287										
102400 1024	1365	220	16.12	164										
102400 - Absentee Reporting	1365	137	10.04	80										
102400 - Early Vote Reporting	1365	849	62.20	636										
102600 1026	767	150	19.56	106										
102600 - Absentee Reporting	767	74	9.65	41										
102600 - Early Vote Reporting	767	446	58.15	313										

1X-1057

November 6, 2012

100036	NONPARTISAN RENO MUNICIPAL COURT JUDGE DEPT. 2												
	Registration	Ballots Cast	Turnout (%)	Gardner, William L.									
102700 - 1027	392	66	16.84	43									
102700 - Absentee Reporting	392	60	15.31	31									
102700 - Early Vote Reporting	392	210	53.57	153									
102900 - 1029	1360	267	19.63	189									
102900 - Absentee Reporting	1360	121	8.90	74									
102900 - Early Vote Reporting	1360	777	57.13	558									
103100 - 1031	731	170	23.26	117									
103100 - Absentee Reporting	731	76	10.40	45									
103100 - Early Vote Reporting	731	394	53.90	286									
103200 - 1032	581	151	25.99	104									
103200 - Absentee Reporting	581	60	10.33	39									
103200 - Early Vote Reporting	581	297	51.12	232									
103300 - 1033	1012	235	23.22	178									
103300 - Absentee Reporting	1012	115	11.36	64									
103300 - Early Vote Reporting	1012	506	50.00	374									
103500 - 1035	490	155	31.63	100									
103500 - Absentee Reporting	490	21	4.29	14									
103500 - Early Vote Reporting	490	214	43.67	160									
103600 - 1036	619	131	21.16	90									
103600 - Absentee Reporting	619	46	7.43	23									
103600 - Early Vote Reporting	619	305	49.27	214									
103800 - 1038	465	134	28.82	95									
103800 - Absentee Reporting	465	39	8.39	25									
103800 - Early Vote Reporting	465	253	54.41	188									
103900 - 1039	690	104	15.07	80									
103900 - Absentee Reporting	690	56	8.12	36									
103900 - Early Vote Reporting	690	188	27.25	130									
104000 - 1040	1	0	0.00	0									
104000 - Absentee Reporting	1	0	0.00	0									
104000 - Early Vote Reporting	1	0	0.00	0									
104300 - 1043	869	169	19.45	132									
104300 - Absentee Reporting	869	70	8.06	34									
104300 - Early Vote Reporting	869	353	40.62	262									
104400 - 1044	1180	252	21.36	173									
104400 - Absentee Reporting	1180	85	7.20	48									
104400 - Early Vote Reporting	1180	528	44.75	395									
104500 - 1045	606	137	22.61	88									
104500 - Absentee Reporting	606	70	11.55	42									
104500 - Early Vote Reporting	606	200	33.00	137									
104600 - 1046	96	23	23.96	16									
104600 - Absentee Reporting	96	14	14.58	13									
104600 - Early Vote Reporting	96	42	43.75	26									
104700 - 1047	315	54	17.14	38									
104700 - Absentee Reporting	315	46	14.60	29									
104700 - Early Vote Reporting	315	190	60.32	146									
104900 - 1049	1	0	0.00	0									
104900 - Absentee Reporting	1	0	0.00	0									
104900 - Early Vote Reporting	1	0	0.00	0									
105000 - 1050	0	0	0.00	0									
105000 - Absentee Reporting	0	0	0.00	0									
105000 - Early Vote Reporting	0	0	0.00	0									
105100 - 1051	1	0	0.00	0									
105100 - Absentee Reporting	1	0	0.00	0									
105100 - Early Vote Reporting	1	0	0.00	0									
105300 - 1053	414	74	17.87	48									
105300 - Absentee Reporting	414	29	7.00	22									
105300 - Early Vote Reporting	414	246	59.42	171									
105500 - 1055	1077	227	21.08	167									
105500 - Absentee Reporting	1077	78	7.24	55									
105500 - Early Vote Reporting	1077	542	50.32	389									

100036

WASHOE COUNTY Statement of Vote
GENERAL ELECTION

100036		NONPARTISAN RENO MUNICIPAL COURT JUDGE DEPT. 2												
	Registration	Ballots Cast	Turnout (%)	Gardner, William L.										
105600 1056	974	207	21.25	152										
105600 - Absentee Reporting	974	71	7.29	35										
105600 - Early Vote Reporting	974	502	51.54	385										
105700 1057	1282	295	23.01	223										
105700 - Absentee Reporting	1282	82	6.40	49										
105700 - Early Vote Reporting	1282	582	45.40	405										
105800 1058	2	0	0.00	0										
105800 - Absentee Reporting	2	2	100.00	0	*****	Insufficient Turnout to Protect Voter Privacy					*****			
105800 - Early Vote Reporting	2	0	0.00	0										
105900 1059	0	0	0.00	0										
105900 - Absentee Reporting	0	0	0.00	0										
105900 - Early Vote Reporting	0	0	0.00	0										
106100 1061	0	0	0.00	0										
106100 - Absentee Reporting	0	0	0.00	0										
106100 - Early Vote Reporting	0	0	0.00	0										
200000 2000	407	89	21.87	62										
200000 - Absentee Reporting	407	28	6.88	19										
200000 - Early Vote Reporting	407	231	56.76	173										
200200 2002	0	0	0.00	0										
200200 - Absentee Reporting	0	0	0.00	0										
200200 - Early Vote Reporting	0	0	0.00	0										
200400 2004	877	138	15.74	101										
200400 - Absentee Reporting	877	59	6.73	34										
200400 - Early Vote Reporting	877	311	35.46	212										
200600 2006	909	231	25.41	186										
200600 - Absentee Reporting	909	106	11.66	69										
200600 - Early Vote Reporting	909	456	50.17	329										
200700 2007	72	9	12.50	0	*****	Insufficient Turnout to Protect Voter Privacy					*****			
200700 - Absentee Reporting	72	5	6.94	0	*****	Insufficient Turnout to Protect Voter Privacy					*****			
200700 - Early Vote Reporting	72	32	44.44	24										
200900 2009	335	42	12.54	39										
200900 - Absentee Reporting	335	23	6.87	14										
200900 - Early Vote Reporting	335	117	34.93	93										
201000 2010	228	94	41.23	59										
201000 - Absentee Reporting	228	34	14.91	15										
201000 - Early Vote Reporting	228	39	17.11	28										
201300 2013	376	72	19.15	54										
201300 - Absentee Reporting	376	53	14.10	28										
201300 - Early Vote Reporting	376	187	49.73	138										
201600 2016	462	124	26.84	89										
201600 - Absentee Reporting	462	74	16.02	38										
201600 - Early Vote Reporting	462	200	43.29	158										
201700 2017	728	131	17.99	98										
201700 - Absentee Reporting	728	80	10.99	42										
201700 - Early Vote Reporting	728	321	44.09	254										
201800 2018	1262	253	20.05	198										
201800 - Absentee Reporting	1262	78	6.18	43										
201800 - Early Vote Reporting	1262	638	50.55	474										
201900 2019	404	92	22.77	62										
201900 - Absentee Reporting	404	43	10.64	26										
201900 - Early Vote Reporting	404	217	53.71	166										
202000 2020	427	78	18.27	50										
202000 - Absentee Reporting	427	22	5.15	15										
202000 - Early Vote Reporting	427	158	37.00	125										
202100 2021	596	108	18.12	83										
202100 - Absentee Reporting	596	57	9.56	31										
202100 - Early Vote Reporting	596	329	55.20	243										
202200 2022	553	84	15.19	64										
202200 - Absentee Reporting	553	56	10.13	33										
202200 - Early Vote Reporting	553	320	57.87	232										

EX-1057

WASHOE COUNTY Statement of Vote
GENERAL ELECTION

100036		NONPARTISAN RENO MUNICIPAL COURT JUDGE DEPT. 2												
	Registration	Ballots Cast	Turnout (%)	Gardner, William L.										
202300 2023	1059	242	22.85	183										
202300 - Absentee Reporting	1059	53	5.00	36										
202300 - Early Vote Reporting	1059	454	42.87	331										
202500 2025	479	66	13.78	46										
202500 - Absentee Reporting	479	74	15.45	42										
202500 - Early Vote Reporting	479	269	56.16	200										
202600 2026	330	82	24.85	54										
202600 - Absentee Reporting	330	26	7.88	8										
202600 - Early Vote Reporting	330	151	45.76	91										
202700 2027	550	91	16.55	61										
202700 - Absentee Reporting	550	74	13.45	35										
202700 - Early Vote Reporting	550	313	56.91	223										
202800 2028	822	163	19.83	110										
202800 - Absentee Reporting	822	109	13.26	54										
202800 - Early Vote Reporting	822	438	53.28	311										
202900 2029	646	111	17.18	79										
202900 - Absentee Reporting	646	76	11.76	55										
202900 - Early Vote Reporting	646	326	50.46	229										
203000 2030	576	124	21.53	88										
203000 - Absentee Reporting	576	52	9.03	38										
203000 - Early Vote Reporting	576	302	52.43	208										
203100 2031	1015	178	17.54	127										
203100 - Absentee Reporting	1015	138	13.60	89										
203100 - Early Vote Reporting	1015	562	55.37	448										
203200 2032	933	248	26.58	179										
203200 - Absentee Reporting	933	45	4.82	26										
203200 - Early Vote Reporting	933	342	36.66	251										
203300 2033	848	161	18.99	116										
203300 - Absentee Reporting	848	61	7.19	34										
203300 - Early Vote Reporting	848	489	57.67	373										
203400 2034	479	70	14.61	49										
203400 - Absentee Reporting	479	60	12.53	38										
203400 - Early Vote Reporting	479	286	59.71	213										
203500 2035	797	145	18.19	106										
203500 - Absentee Reporting	797	108	13.55	72										
203500 - Early Vote Reporting	797	403	50.56	275										
203600 2036	905	163	18.01	122										
203600 - Absentee Reporting	905	100	11.05	68										
203600 - Early Vote Reporting	905	490	54.14	381										
203700 2037	295	46	15.59	35										
203700 - Absentee Reporting	295	51	17.29	30										
203700 - Early Vote Reporting	295	166	56.27	125										
203900 2039	622	133	21.38	91										
203900 - Absentee Reporting	622	51	8.20	32										
203900 - Early Vote Reporting	622	223	35.85	147										
204000 2040	473	76	16.07	55										
204000 - Absentee Reporting	473	49	10.36	23										
204000 - Early Vote Reporting	473	253	53.49	177										
204100 2041	718	193	26.88	139										
204100 - Absentee Reporting	718	53	7.38	30										
204100 - Early Vote Reporting	718	349	48.61	270										
204200 2042	1173	285	24.30	217										
204200 - Absentee Reporting	1173	58	4.94	31										
204200 - Early Vote Reporting	1173	580	49.45	460										
204300 2043	2	0	0.00	0										
204300 - Absentee Reporting	2	0	0.00	0										
204300 - Early Vote Reporting	2	1	50.00		*****									*****
204400 2044	13	5	38.46		*****									*****
204400 - Absentee Reporting	13	2	15.38		*****									*****
204400 - Early Vote Reporting	13	2	15.38		*****									*****

1A-1037

Insufficient Turnout to Protect Voter Privacy
Insufficient Turnout to Protect Voter Privacy
Insufficient Turnout to Protect Voter Privacy
Insufficient Turnout to Protect Voter Privacy

100036		NONPARTISAN RENO MUNICIPAL COURT JUDGE DEPT. 2													
	Registration	Ballots Cast	Turnout (%)	Gardner, William L.											
204500 2045	0	0	0.00	0											
204500 - Absentee Reporting	0	0	0.00	0											
204500 - Early Vote Reporting	0	0	0.00	0											
204600 2046	3	3	100.00		*****	Insufficient Turnout to Protect Voter Privacy								*****	
204600 - Absentee Reporting	3	0	0.00	0											
204600 - Early Vote Reporting	3	0	0.00	0											
204700 2047	1242	325	26.17	238											
204700 - Absentee Reporting	1242	68	5.48	43											
204700 - Early Vote Reporting	1242	663	53.38	482											
204800 2048	0	0	0.00	0											
204800 - Absentee Reporting	0	0	0.00	0											
204800 - Early Vote Reporting	0	0	0.00	0											
204900 2049	832	149	17.91	114											
204900 - Absentee Reporting	832	71	8.53	44											
204900 - Early Vote Reporting	832	356	42.79	266											
205000 2050	588	129	21.94	95											
205000 - Absentee Reporting	588	79	13.44	48											
205000 - Early Vote Reporting	588	309	52.55	211											
205100 2051	0	0	0.00	0											
205100 - Absentee Reporting	0	0	0.00	0											
205100 - Early Vote Reporting	0	0	0.00	0											
205300 2053	0	0	0.00	0											
205300 - Absentee Reporting	0	0	0.00	0											
205300 - Early Vote Reporting	0	0	0.00	0											
205400 2054	0	0	0.00	0											
205400 - Absentee Reporting	0	0	0.00	0											
205400 - Early Vote Reporting	0	0	0.00	0											
205500 2055	953	241	25.29	165											
205500 - Absentee Reporting	953	61	6.40	42											
205500 - Early Vote Reporting	953	519	54.46	353											
205700 2057	1	0	0.00	0											
205700 - Absentee Reporting	1	0	0.00	0											
205700 - Early Vote Reporting	1	0	0.00	0											
205800 2058	1446	405	28.01	300											
205800 - Absentee Reporting	1446	116	8.02	64											
205800 - Early Vote Reporting	1446	699	48.34	514											
205900 2059	225	46	20.44	33											
205900 - Absentee Reporting	225	25	11.11	12											
205900 - Early Vote Reporting	225	119	52.89	80											
206000 2060	0	0	0.00	0											
206000 - Absentee Reporting	0	0	0.00	0											
206000 - Early Vote Reporting	0	0	0.00	0											
206100 2061	0	0	0.00	0											
206100 - Absentee Reporting	0	0	0.00	0											
206100 - Early Vote Reporting	0	0	0.00	0											
206200 2062	0	0	0.00	0											
206200 - Absentee Reporting	0	0	0.00	0											
206200 - Early Vote Reporting	0	0	0.00	0											
206300 2063	4	0	0.00	0											
206300 - Absentee Reporting	4	1	25.00		*****	Insufficient Turnout to Protect Voter Privacy								*****	
206300 - Early Vote Reporting	4	3	75.00		*****	Insufficient Turnout to Protect Voter Privacy								*****	
206400 2064	0	0	0.00	0											
206400 - Absentee Reporting	0	0	0.00	0											
206400 - Early Vote Reporting	0	0	0.00	0											
206500 2065	4	3	75.00		*****	Insufficient Turnout to Protect Voter Privacy								*****	
206500 - Absentee Reporting	4	0	0.00	0											
206500 - Early Vote Reporting	4	0	0.00	0											
206600 2066	0	0	0.00	0											
206600 - Absentee Reporting	0	0	0.00	0											
206600 - Early Vote Reporting	0	0	0.00	0											

FG01-201

WASHOE COUNTY Statement of Vote
GENERAL ELECTION

100036		NONPARTISAN RENO MUNICIPAL COURT JUDGE DEPT. 2											
	Registration	Ballots Cast	Turnout (%)	Carchner, William L.									
206700 2067	0	0	0.00	0									
206700 - Absentee Reporting	0	0	0.00	0									
206700 - Early Vote Reporting	0	0	0.00	0									
206800 2068	6	3	50.00	*****									
206800 - Absentee Reporting	6	1	16.67	*****									
206800 - Early Vote Reporting	6	1	16.67	*****									
206900 2069	2	2	100.00	*****									
206900 - Absentee Reporting	2	0	0.00	0									
206900 - Early Vote Reporting	2	0	0.00	0									
207000 2070	0	0	0.00	0									
207000 - Absentee Reporting	0	0	0.00	0									
207000 - Early Vote Reporting	0	0	0.00	0									
207200 2072	3	0	0.00	0									
207200 - Absentee Reporting	3	0	0.00	0									
207200 - Early Vote Reporting	3	3	100.00	*****									
207300 2073	2	0	0.00	0									
207300 - Absentee Reporting	2	1	50.00	*****									
207300 - Early Vote Reporting	2	1	50.00	*****									
207400 2074	0	0	0.00	0									
207400 - Absentee Reporting	0	0	0.00	0									
207400 - Early Vote Reporting	0	0	0.00	0									
207500 2075	28	7	25.00	*****									
207500 - Absentee Reporting	28	0	0.00	0									
207500 - Early Vote Reporting	28	19	67.86	14									
207600 2076	2	0	0.00	0									
207600 - Absentee Reporting	2	2	100.00	*****									
207600 - Early Vote Reporting	2	0	0.00	0									
207700 2077	2	1	50.00	*****									
207700 - Absentee Reporting	2	0	0.00	0									
207700 - Early Vote Reporting	2	1	50.00	*****									
207800 2078	0	0	0.00	0									
207800 - Absentee Reporting	0	0	0.00	0									
207800 - Early Vote Reporting	0	0	0.00	0									
207900 2079	2	0	0.00	0									
207900 - Absentee Reporting	2	0	0.00	0									
207900 - Early Vote Reporting	2	2	100.00	*****									
208000 2080	962	212	22.04	156									
208000 - Absentee Reporting	962	90	9.36	52									
208000 - Early Vote Reporting	962	434	45.11	316									
300100 3001	546	88	16.12	66									
300100 - Absentee Reporting	546	55	10.07	42									
300100 - Early Vote Reporting	546	184	33.70	135									
300200 3002	12	1	8.33	*****									
300200 - Absentee Reporting	12	3	25.00	*****									
300200 - Early Vote Reporting	12	5	41.67	*****									
300300 3003	3	0	0.00	0									
300300 - Absentee Reporting	3	3	100.00	*****									
300300 - Early Vote Reporting	3	0	0.00	0									
300400 3004	608	182	29.93	147									
300400 - Absentee Reporting	608	50	8.22	29									
300400 - Early Vote Reporting	608	235	38.65	184									
300500 3005	85	15	17.65	9									
300500 - Absentee Reporting	85	7	8.24	*****									
300500 - Early Vote Reporting	85	23	27.06	17									
300600 3006	66	6	9.09	*****									
300600 - Absentee Reporting	66	12	18.18	8									
300600 - Early Vote Reporting	66	37	56.06	26									
300700 3007	1087	237	21.80	166									
300700 - Absentee Reporting	1087	67	6.16	41									
300700 - Early Vote Reporting	1087	477	43.88	349									

15-1037

WASHOE COUNTY Statement of Vote
GENERAL ELECTION

100036		NONPARTISAN RENO MUNICIPAL COURT JUDGE DEPT. 2												
	Registration	Ballots Cast	Turnout (%)	Carchner, William L.										
300800 3008	584	95	16.27	70										
300800 - Absentee Reporting	584	46	7.88	37										
300800 - Early Vote Reporting	584	197	33.73	152										
300900 3009	1308	267	20.41	192										
300900 - Absentee Reporting	1308	96	7.34	54										
300900 - Early Vote Reporting	1308	459	35.09	325										
301000 3010	1181	232	19.64	172										
301000 - Absentee Reporting	1181	90	7.62	58										
301000 - Early Vote Reporting	1181	466	39.46	351										
301100 3011	369	67	18.16	48										
301100 - Absentee Reporting	369	26	7.05	16										
301100 - Early Vote Reporting	369	116	31.44	84										
301200 3012	1026	209	20.37	142										
301200 - Absentee Reporting	1026	61	5.95	36										
301200 - Early Vote Reporting	1026	384	37.43	289										
301300 3013	7	0	0.00	0										
301300 - Absentee Reporting	7	3	42.86	*****	Insufficient Turnout to Protect Voter Privacy								*****	
301300 - Early Vote Reporting	7	2	28.57	*****	Insufficient Turnout to Protect Voter Privacy								*****	
301400 3014	83	18	21.69	14										
301400 - Absentee Reporting	83	8	9.64	*****	Insufficient Turnout to Protect Voter Privacy								*****	
301400 - Early Vote Reporting	83	35	42.17	29										
301500 3015	53	6	11.32	*****	Insufficient Turnout to Protect Voter Privacy								*****	
301500 - Absentee Reporting	53	0	0.00	0										
301500 - Early Vote Reporting	53	8	15.09	*****	Insufficient Turnout to Protect Voter Privacy								*****	
301600 3016	1155	307	26.58	243										
301600 - Absentee Reporting	1155	74	6.41	51										
301600 - Early Vote Reporting	1155	460	39.83	346										
301700 3017	1005	221	21.99	182										
301700 - Absentee Reporting	1005	92	9.15	59										
301700 - Early Vote Reporting	1005	402	40.00	292										
301800 3018	1000	211	21.10	170										
301800 - Absentee Reporting	1000	47	4.70	35										
301800 - Early Vote Reporting	1000	415	41.50	308										
301900 3019	713	111	15.57	83										
301900 - Absentee Reporting	713	40	5.61	22										
301900 - Early Vote Reporting	713	313	43.90	240										
302000 3020	582	106	18.21	78										
302000 - Absentee Reporting	582	28	4.81	16										
302000 - Early Vote Reporting	582	240	41.24	188										
302100 3021	14	3	21.43	*****	Insufficient Turnout to Protect Voter Privacy								*****	
302100 - Absentee Reporting	14	2	14.29	*****	Insufficient Turnout to Protect Voter Privacy								*****	
302100 - Early Vote Reporting	14	7	50.00	*****	Insufficient Turnout to Protect Voter Privacy								*****	
302200 3022	979	222	22.68	175										
302200 - Absentee Reporting	979	56	5.72	43										
302200 - Early Vote Reporting	979	486	49.64	385										
302300 3023	441	130	29.48	111										
302300 - Absentee Reporting	441	26	5.90	18										
302300 - Early Vote Reporting	441	141	31.97	106										
302400 3024	1105	172	15.57	137										
302400 - Absentee Reporting	1105	64	5.79	33										
302400 - Early Vote Reporting	1105	636	57.56	502										
302500 3025	5	0	0.00	0										
302500 - Absentee Reporting	5	0	0.00	0										
302500 - Early Vote Reporting	5	5	100.00	*****	Insufficient Turnout to Protect Voter Privacy								*****	
302600 3026	1303	205	15.73	150										
302600 - Absentee Reporting	1303	134	10.28	82										
302600 - Early Vote Reporting	1303	661	50.73	522										
302700 3027	12	3	25.00	*****	Insufficient Turnout to Protect Voter Privacy								*****	
302700 - Absentee Reporting	12	2	16.67	*****	Insufficient Turnout to Protect Voter Privacy								*****	
302700 - Early Vote Reporting	12	5	41.67	*****	Insufficient Turnout to Protect Voter Privacy								*****	

18-1037

November 6, 2012

100036		NONPARTISAN RENO MUNICIPAL COURT JUDGE DEPT. 2											
	Registration	Ballots Cast	Turnout (%)	Gardner, William L.									
302800 3028	298	82	27.52	63									
302800 - Absentee Reporting	298	8	2.68	*****	Insufficient Turnout to Protect Voter Privacy							*****	
302800 - Early Vote Reporting	298	119	39.93	94									
302900 3029	339	38	11.21	31									
302900 - Absentee Reporting	339	25	7.37	19									
302900 - Early Vote Reporting	339	204	60.18	165									
303000 3030	577	116	20.10	91									
303000 - Absentee Reporting	577	47	8.15	25									
303000 - Early Vote Reporting	577	294	50.95	231									
303100 3031	583	89	15.27	73									
303100 - Absentee Reporting	583	14	2.40	10									
303100 - Early Vote Reporting	583	262	44.94	216									
303200 3032	706	103	14.59	80									
303200 - Absentee Reporting	706	61	8.64	36									
303200 - Early Vote Reporting	706	427	60.48	326									
303300 3033	188	33	17.55	25									
303300 - Absentee Reporting	188	8	4.26	*****	Insufficient Turnout to Protect Voter Privacy							*****	
303300 - Early Vote Reporting	188	73	38.83	66									
303400 3034	0	0	0.00	0									
303400 - Absentee Reporting	0	0	0.00	0									
303400 - Early Vote Reporting	0	1	0.00	*****	Insufficient Turnout to Protect Voter Privacy							*****	
303500 3035	0	0	0.00	0									
303500 - Absentee Reporting	0	0	0.00	0									
303500 - Early Vote Reporting	0	0	0.00	0									
303600 3036	246	58	23.58	47									
303600 - Absentee Reporting	246	13	5.28	9									
303600 - Early Vote Reporting	246	84	34.15	64									
303800 3038	472	163	34.53	130									
303800 - Absentee Reporting	472	21	4.45	12									
303800 - Early Vote Reporting	472	212	44.92	167									
303900 3039	2	0	0.00	0									
303900 - Absentee Reporting	2	0	0.00	0									
303900 - Early Vote Reporting	2	2	100.00	*****	Insufficient Turnout to Protect Voter Privacy							*****	
304000 3040	482	88	18.26	70									
304000 - Absentee Reporting	482	27	5.60	20									
304000 - Early Vote Reporting	482	183	37.97	128									
400000 4000	788	162	20.56	123									
400000 - Absentee Reporting	788	37	4.70	23									
400000 - Early Vote Reporting	788	284	36.04	224									
400300 4003	834	195	23.38	138									
400300 - Absentee Reporting	834	78	9.35	59									
400300 - Early Vote Reporting	834	353	42.33	288									
400500 4005	536	112	20.90	87									
400500 - Absentee Reporting	536	41	7.65	28									
400500 - Early Vote Reporting	536	177	33.02	137									
400700 4007	16	4	25.00	*****	Insufficient Turnout to Protect Voter Privacy							*****	
400700 - Absentee Reporting	16	1	6.25	*****	Insufficient Turnout to Protect Voter Privacy							*****	
400700 - Early Vote Reporting	16	3	18.75	*****	Insufficient Turnout to Protect Voter Privacy							*****	
400800 4008	0	0	0.00	0									
400800 - Absentee Reporting	0	0	0.00	0									
400800 - Early Vote Reporting	0	0	0.00	0									
400900 4009	459	127	27.67	103									
400900 - Absentee Reporting	459	51	11.11	28									
400900 - Early Vote Reporting	459	163	35.51	132									
401200 4012	814	211	25.92	151									
401200 - Absentee Reporting	814	43	5.28	28									
401200 - Early Vote Reporting	814	286	35.14	202									
401400 4014	1055	201	19.05	155									
401400 - Absentee Reporting	1055	77	7.30	49									
401400 - Early Vote Reporting	1055	493	46.73	387									

14-1051

WASHOE COUNTY Statement of Vote
GENERAL ELECTION

November 6, 2012

NONPARTISAN RENO MUNICIPAL COURT JUDGE DEPT. 2														
100036														
	Registration	Ballots Cast	Turnout (%)	Cardiner, William L.										
401500 4015	0	0	0.00	0										
401500 - Absentee Reporting	0	0	0.00	0										
401500 - Early Vote Reporting	0	0	0.00	0										
401600 4016	1209	291	24.07	193										
401600 - Absentee Reporting	1209	74	6.12	47										
401600 - Early Vote Reporting	1209	461	38.13	347										
401700 4017	1019	286	28.07	237										
401700 - Absentee Reporting	1019	47	4.61	34										
401700 - Early Vote Reporting	1019	355	34.84	284										
401800 4018	0	0	0.00	0										
401800 - Absentee Reporting	0	0	0.00	0										
401800 - Early Vote Reporting	0	0	0.00	0										
401900 4019	874	237	27.12	179										
401900 - Absentee Reporting	874	44	5.03	31										
401900 - Early Vote Reporting	874	283	32.38	210										
402000 4020	333	91	27.33	69										
402000 - Absentee Reporting	333	17	5.11	9										
402000 - Early Vote Reporting	333	116	34.83	90										
402100 4021	202	55	27.23	37										
402100 - Absentee Reporting	202	18	8.91	12										
402100 - Early Vote Reporting	202	90	44.55	69										
402200 4022	90	10	11.11	6										
402200 - Absentee Reporting	90	12	13.33	8										
402200 - Early Vote Reporting	90	51	56.67	36										
402300 4023	605	116	19.17	91										
402300 - Absentee Reporting	605	56	9.26	35										
402300 - Early Vote Reporting	605	271	44.79	211										
402400 4024	479	127	26.51	102										
402400 - Absentee Reporting	479	26	5.43	21										
402400 - Early Vote Reporting	479	177	36.95	139										
402500 4025	732	181	24.73	144										
402500 - Absentee Reporting	732	67	9.15	42										
402500 - Early Vote Reporting	732	280	38.25	222										
402600 4026	4	0	0.00	0										
402600 - Absentee Reporting	4	4	100.00	0										
402600 - Early Vote Reporting	4	1	25.00	0										
402800 4028	0	0	0.00	0										
402800 - Absentee Reporting	0	0	0.00	0										
402800 - Early Vote Reporting	0	0	0.00	0										
402900 4029	0	0	0.00	0										
402900 - Absentee Reporting	0	0	0.00	0										
402900 - Early Vote Reporting	0	0	0.00	0										
403200 4032	1155	326	28.23	245										
403200 - Absentee Reporting	1155	96	8.31	64										
403200 - Early Vote Reporting	1155	505	43.72	401										
403300 4033	1101	260	23.61	193										
403300 - Absentee Reporting	1101	96	8.72	53										
403300 - Early Vote Reporting	1101	544	49.41	418										
403500 4035	1381	375	27.15	297										
403500 - Absentee Reporting	1381	79	5.72	47										
403500 - Early Vote Reporting	1381	559	40.48	445										
403600 4036	705	172	24.40	132										
403600 - Absentee Reporting	705	40	5.67	26										
403600 - Early Vote Reporting	705	308	43.69	237										
403700 4037	1006	269	26.74	207										
403700 - Absentee Reporting	1006	68	6.76	41										
403700 - Early Vote Reporting	1006	418	41.55	344										
403800 4038	553	150	27.12	112										
403800 - Absentee Reporting	553	61	11.03	43										
403800 - Early Vote Reporting	553	217	39.24	163										
				*****	Insufficient Turnout to Protect Voter Privacy	*****								*****
				*****	Insufficient Turnout to Protect Voter Privacy	*****								*****

+ 671-101

WASHOE COUNTY Statement of Vote
GENERAL ELECTION

100036		NONPARTISAN RENO MUNICIPAL COURT JUDGE DEPT. 2											
	Registration	Ballots Cast	Turnout (%)	Cardner, William L.									
403900 4039	1231	337	27.38	251									
403900 - Absentee Reporting	1231	83	6.74	56									
403900 - Early Vote Reporting	1231	509	41.35	402									
404000 4040	1	0	0.00	0									
404000 - Absentee Reporting	1	0	0.00	0									
404000 - Early Vote Reporting	1	0	0.00	0									
404100 4041	1284	382	29.75	302									
404100 - Absentee Reporting	1284	64	4.98	35									
404100 - Early Vote Reporting	1284	455	35.44	360									
404200 4042	0	0	0.00	0									
404200 - Absentee Reporting	0	0	0.00	0									
404200 - Early Vote Reporting	0	0	0.00	0									
404300 4043	41	11	26.83	11									
404300 - Absentee Reporting	41	2	4.88	*****	Insufficient Turnout to Protect Voter Privacy							*****	
404300 - Early Vote Reporting	41	22	53.66	16									
404500 4045	729	179	24.55	129									
404500 - Absentee Reporting	729	22	3.02	13									
404500 - Early Vote Reporting	729	243	33.33	189									
404600 4046	77	13	16.88	10									
404600 - Absentee Reporting	77	3	3.90	*****	Insufficient Turnout to Protect Voter Privacy							*****	
404600 - Early Vote Reporting	77	25	32.47	21									
404700 4047	63	24	38.10	17									
404700 - Absentee Reporting	63	5	7.94	*****	Insufficient Turnout to Protect Voter Privacy							*****	
404700 - Early Vote Reporting	63	25	39.68	22									
405000 4050	0	0	0.00	0									
405000 - Absentee Reporting	0	0	0.00	0									
405000 - Early Vote Reporting	0	0	0.00	0									
405100 4051	0	0	0.00	0									
405100 - Absentee Reporting	0	0	0.00	0									
405100 - Early Vote Reporting	0	0	0.00	0									
405200 4052	0	0	0.00	0									
405200 - Absentee Reporting	0	0	0.00	0									
405200 - Early Vote Reporting	0	0	0.00	0									
405300 4053	1373	309	22.51	241									
405300 - Absentee Reporting	1373	46	3.35	32									
405300 - Early Vote Reporting	1373	473	34.45	373									
500000 5000	720	200	27.78	144									
500000 - Absentee Reporting	720	53	7.36	29									
500000 - Early Vote Reporting	720	306	42.50	238									
500300 5003	54	15	27.78	13									
500300 - Absentee Reporting	54	6	11.11	*****	Insufficient Turnout to Protect Voter Privacy							*****	
500300 - Early Vote Reporting	54	19	35.19	17									
500500 5005	1335	155	11.61	109									
500500 - Absentee Reporting	1335	94	7.04	57									
500500 - Early Vote Reporting	1335	288	21.57	218									
500600 5006	1197	351	29.32	261									
500600 - Absentee Reporting	1197	82	6.85	52									
500600 - Early Vote Reporting	1197	559	46.70	419									
500700 5007	75	15	20.00	9									
500700 - Absentee Reporting	75	11	14.67	4									
500700 - Early Vote Reporting	75	36	48.00	24									
500800 5008	681	164	24.08	121									
500800 - Absentee Reporting	681	51	7.49	26									
500800 - Early Vote Reporting	681	256	37.59	204									
500900 5009	705	184	26.10	130									
500900 - Absentee Reporting	705	33	4.68	19									
500900 - Early Vote Reporting	705	284	40.28	202									
501000 5010	1237	345	27.89	239									
501000 - Absentee Reporting	1237	47	3.80	25									
501000 - Early Vote Reporting	1237	435	35.17	309									

18-10-57

WASHOE COUNTY Statement of Vote
GENERAL ELECTION

100036		NONPARTISAN RENO MUNICIPAL COURT JUDGE DEPT. 2											
	Registration	Ballots Cast	Turnout (%)	Gardner, William L.									
501100 5011	870	191	21.95	130									
501100 - Absentee Reporting	870	70	8.05	42									
501100 - Early Vote Reporting	870	461	52.99	336									
501200 5012	470	106	22.55	75									
501200 - Absentee Reporting	470	35	7.45	23									
501200 - Early Vote Reporting	470	222	47.23	157									
501400 5014	774	139	17.96	104									
501400 - Absentee Reporting	774	58	7.49	35									
501400 - Early Vote Reporting	774	448	57.88	339									
501500 5015	0	0	0.00	0									
501500 - Absentee Reporting	0	0	0.00	0									
501500 - Early Vote Reporting	0	0	0.00	0									
501600 5016	1150	282	24.52	224									
501600 - Absentee Reporting	1150	113	9.83	79									
501600 - Early Vote Reporting	1150	480	41.74	372									
501800 5018	1015	244	24.04	178									
501800 - Absentee Reporting	1015	81	7.98	56									
501800 - Early Vote Reporting	1015	473	46.60	359									
502000 5020	306	48	15.69	28									
502000 - Absentee Reporting	306	36	11.76	21									
502000 - Early Vote Reporting	306	85	27.78	65									
502200 5022	958	273	28.50	218									
502200 - Absentee Reporting	958	62	6.47	37									
502200 - Early Vote Reporting	958	429	44.78	333									
502300 5023	0	0	0.00	0									
502300 - Absentee Reporting	0	0	0.00	0									
502300 - Early Vote Reporting	0	0	0.00	0									
502400 5024	1198	366	30.55	286									
502400 - Absentee Reporting	1198	91	7.60	58									
502400 - Early Vote Reporting	1198	452	37.73	342									
502600 5026	1117	252	22.56	191									
502600 - Absentee Reporting	1117	129	11.55	86									
502600 - Early Vote Reporting	1117	463	41.45	360									
502700 5027	1632	347	21.26	225									
502700 - Absentee Reporting	1632	35	2.14	21									
502700 - Early Vote Reporting	1632	626	38.36	451									
503000 5030	1260	290	23.02	202									
503000 - Absentee Reporting	1260	82	6.51	44									
503000 - Early Vote Reporting	1260	644	51.11	435									
503100 5031	12	2	16.67	0	*****	Insufficient Turnout to Protect Voter Privacy						*****	
503100 - Absentee Reporting	12	0	0.00	0									
503100 - Early Vote Reporting	12	9	75.00	0	*****	Insufficient Turnout to Protect Voter Privacy						*****	
503200 5032	445	93	20.90	62									
503200 - Absentee Reporting	445	27	6.07	17									
503200 - Early Vote Reporting	445	236	53.03	159									
503300 5033	816	219	26.84	159									
503300 - Absentee Reporting	816	60	7.35	34									
503300 - Early Vote Reporting	816	368	45.10	285									
503400 5034	866	186	21.48	129									
503400 - Absentee Reporting	866	74	8.55	46									
503400 - Early Vote Reporting	866	423	48.85	307									
503500 5035	1272	259	20.36	181									
503500 - Absentee Reporting	1272	100	7.86	50									
503500 - Early Vote Reporting	1272	606	47.64	442									
503600 5036	1287	270	20.98	203									
503600 - Absentee Reporting	1287	90	6.99	58									
503600 - Early Vote Reporting	1287	679	52.76	500									
503900 5039	45	15	33.33	7									
503900 - Absentee Reporting	45	5	11.11	0	*****	Insufficient Turnout to Protect Voter Privacy						*****	
503900 - Early Vote Reporting	45	15	33.33	13									

1A-1032

WASHOE COUNTY Statement of Vote
GENERAL ELECTION

100036		NONPARTISAN RENO MUNICIPAL COURT JUDGE DEPT. 2											
	Registration	Ballots Cast	Turnout (%)	Carchner, William L.									
504000 5040	673	133	19.76	80									
504000 - Absentee Reporting	673	50	7.43	30									
504000 - Early Vote Reporting	673	387	57.50	261									
504100 5041	643	147	22.86	111									
504100 - Absentee Reporting	643	57	8.86	31									
504100 - Early Vote Reporting	643	333	51.79	233									
504500 5045	1356	297	21.90	210									
504500 - Absentee Reporting	1356	137	10.10	84									
504500 - Early Vote Reporting	1356	755	55.68	490									
504600 5046	1423	244	17.15	148									
504600 - Absentee Reporting	1423	249	17.50	126									
504600 - Early Vote Reporting	1423	829	58.26	567									
504700 5047	0	0	0.00	0									
504700 - Absentee Reporting	0	0	0.00	0									
504700 - Early Vote Reporting	0	0	0.00	0									
504800 5048	6	0	0.00	0									
504800 - Absentee Reporting	6	2	33.33	*****	Insufficient Turnout to Protect Voter Privacy							*****	
504800 - Early Vote Reporting	6	0	0.00	0									
504900 5049	0	0	0.00	0									
504900 - Absentee Reporting	0	0	0.00	0									
504900 - Early Vote Reporting	0	0	0.00	0									
505000 5050	0	0	0.00	0									
505000 - Absentee Reporting	0	0	0.00	0									
505000 - Early Vote Reporting	0	0	0.00	0									
505100 5051	0	0	0.00	0									
505100 - Absentee Reporting	0	0	0.00	0									
505100 - Early Vote Reporting	0	0	0.00	0									
505200 5052	0	0	0.00	0									
505200 - Absentee Reporting	0	0	0.00	0									
505200 - Early Vote Reporting	0	0	0.00	0									
505300 5053	20	2	10.00	*****	Insufficient Turnout to Protect Voter Privacy							*****	
505300 - Absentee Reporting	20	2	10.00	*****	Insufficient Turnout to Protect Voter Privacy							*****	
505300 - Early Vote Reporting	20	6	30.00	*****	Insufficient Turnout to Protect Voter Privacy							*****	
505400 5054	4	0	0.00	0									
505400 - Absentee Reporting	4	3	75.00	*****	Insufficient Turnout to Protect Voter Privacy							*****	
505400 - Early Vote Reporting	4	1	25.00	*****	Insufficient Turnout to Protect Voter Privacy							*****	
505600 5056	932	169	18.13	108									
505600 - Absentee Reporting	932	112	12.02	40									
505600 - Early Vote Reporting	932	357	38.30	259									
505800 5058	0	0	0.00	0									
505800 - Absentee Reporting	0	0	0.00	0									
505800 - Early Vote Reporting	0	0	0.00	0									
506100 5061	0	0	0.00	0									
506100 - Absentee Reporting	0	0	0.00	0									
506100 - Early Vote Reporting	0	1	0.00	*****	Insufficient Turnout to Protect Voter Privacy							*****	
506200 5062	1262	285	22.58	220									
506200 - Absentee Reporting	1262	114	9.03	65									
506200 - Early Vote Reporting	1262	609	48.26	482									
506300 5063	298	44	14.77	32									
506300 - Absentee Reporting	298	10	3.36	8									
506300 - Early Vote Reporting	298	95	31.88	64									
506400 5064	618	129	20.87	93									
506400 - Absentee Reporting	618	17	2.75	8									
506400 - Early Vote Reporting	618	199	32.20	152									
Precinct Totals	124098	27336	22.03	20036									
Absentee Reporting Totals	124098	9920	7.99	5934									
Early Vote Reporting Totals	124098	56384	45.44	41839									

1071057

WASHOE COUNTY Statement of Vote
GENERAL ELECTION

100036	NONPARTISAN RENO MUNICIPAL COURT JUDGE DEPT. 2													
	Registration	Ballots Cast	Turnout (%)	Cardner, William L.										
Grand Totals	124098	93640	75.46	67809										
UNITED STATES SENATOR	124098	93640	75.46	67809										
DISTRICT 2	124098	93640	75.46	67809										
Senate District 13	35726	24241	67.85	17707										
Senate District 15	60199	47800	79.40	34004										
24TH	30526	20455	67.01	14789										
25TH	32254	26444	81.99	18328										
26TH	20261	15958	78.76	11756										
27TH	27945	21356	76.42	15676										
30TH	5200	3786	72.81	2918										
31ST	5899	4276	72.49	3336										
32ND	1603	1008	62.88	751										
40TH	410	357	87.07	255										
1	47490	37912	79.83	26971										
RENO	124098	93640	75.46	67809										
RENO-VERDI	124098	93640	75.46	67809										

12-1054

WASHOE COUNTY Statement of Vote
GENERAL ELECTION

100037	NONPARTISAN JUSTICE OF THE PEACE GERLACH-WADSWORTH													
	Registration	Ballots Cast	Turnout (%)		Copeland, Ralph R.	Graham, Terry L.								
741200 7412	582	290	49.83		90	190								
741200 - Absentee Reporting	582	31	5.33		8	23								
741200 - Early Vote Reporting	582	70	12.03		22	42								
752100 7521	70	0	0.00		0	0								
752100 - Absentee Reporting	70	51	72.86		16	23								
752100 - Early Vote Reporting	70	1	1.43		*****									
752200 7522	100	0	0.00		0	0								
752200 - Absentee Reporting	100	80	80.00		18	54								
752200 - Early Vote Reporting	100	0	0.00		0	0								
753100 7531	27	1	3.70		*****									
753100 - Absentee Reporting	27	12	44.44		3	7								
753100 - Early Vote Reporting	27	1	3.70		*****									
758000 7580	9	0	0.00		0	0								
758000 - Absentee Reporting	9	8	88.89		*****									
758000 - Early Vote Reporting	9	0	0.00		0	0								
758100 7581	170	76	44.71		31	43								
758100 - Absentee Reporting	170	6	3.53		*****									
758100 - Early Vote Reporting	170	16	9.41		6	9								
758900 7589	10	4	40.00		*****									
758900 - Absentee Reporting	10	0	0.00		0	0								
758900 - Early Vote Reporting	10	0	0.00		0	0								
940000 - Absentee Reporting	0	0	0.00		0	0								
940800 - Absentee Reporting	0	0	0.00		0	0								
941500 - Absentee Reporting	0	0	0.00		0	0								
941900 - Absentee Reporting	0	0	0.00		0	0								
942200 - Absentee Reporting	0	0	0.00		0	0								
942400 - Absentee Reporting	0	0	0.00		0	0								
942500 - Absentee Reporting	0	0	0.00		0	0								
952100 - Absentee Reporting	0	0	0.00		0	0								
954500 - Absentee Reporting	0	0	0.00		0	0								
955700 - Absentee Reporting	0	0	0.00		0	0								
Precinct Totals	968	371	38.33		121	238								
Absentee Reporting Totals	968	188	19.42		50	115								
Early Vote Reporting Totals	968	88	9.09		28	51								
Grand Totals	968	647	66.84		199	404								
UNITED STATES SENATOR	968	647	66.84		199	404								
DISTRICT 2	968	647	66.84		199	404								
32ND	968	647	66.84		199	404								
4	582	391	67.18		120	255								
GERLACH-WADSWORTH	968	647	66.84		199	404								

18-1037

WASHOE COUNTY Statement of Vote
GENERAL ELECTION

100038		RENO-VERDI											
	Registration	Ballots Cast	Turnout (%)	JUSTICE OF THE PEACE, RENO-VERDI DEPT. 1 Lynch, Patricia A.	Shannon, Greg	JUSTICE OF THE PEACE, RENO-VERDI DEPT. Hascheff, Pierre A.	Waldron, Gemma Greene						
100000 1000	596	181	30.37	101	51	106	47						
100000 - Absentee Reporting	596	33	5.54	17	7	17	9						
100000 - Early Vote Reporting	596	301	50.50	184	68	162	88						
100200 1002	921	239	25.95	112	71	125	59						
100200 - Absentee Reporting	921	75	8.14	38	15	23	30						
100200 - Early Vote Reporting	921	257	27.90	148	70	115	103						
100300 1003	1404	360	25.64	186	100	177	110						
100300 - Absentee Reporting	1404	99	7.05	57	16	46	26						
100300 - Early Vote Reporting	1404	630	44.87	342	169	318	196						
100500 1005	0	0	0.00	0	0	0	0						
100500 - Absentee Reporting	0	0	0.00	0	0	0	0						
100500 - Early Vote Reporting	0	0	0.00	0	0	0	0						
100600 1006	393	96	24.43	54	17	49	24						
100600 - Absentee Reporting	393	49	12.47	24	11	25	13						
100600 - Early Vote Reporting	393	171	43.51	96	47	90	54						
100700 1007	1309	183	13.98	78	63	106	36						
100700 - Absentee Reporting	1309	122	9.32	53	43	64	28						
100700 - Early Vote Reporting	1309	793	60.58	375	273	454	189						
100800 1008	193	40	20.73	19	11	20	9						
100800 - Absentee Reporting	193	19	9.84	8	5	3	8						
100800 - Early Vote Reporting	193	83	43.01	52	16	42	31						
101000 1010	1197	287	23.98	155	88	172	74						
101000 - Absentee Reporting	1197	111	9.27	57	30	52	33						
101000 - Early Vote Reporting	1197	634	52.97	346	203	364	192						
101100 1011	1068	164	15.36	84	47	77	49						
101100 - Absentee Reporting	1068	53	4.96	24	14	20	16						
101100 - Early Vote Reporting	1068	417	39.04	224	111	191	136						
101200 1012	310	77	24.84	32	29	41	21						
101200 - Absentee Reporting	310	23	7.42	9	7	9	7						
101200 - Early Vote Reporting	310	119	38.39	55	41	60	40						
101400 1014	1198	254	21.20	130	69	146	62						
101400 - Absentee Reporting	1198	133	11.10	70	36	71	36						
101400 - Early Vote Reporting	1198	626	52.25	349	174	349	183						
101500 1015	52	11	21.15	3	4	4	2						
101500 - Absentee Reporting	52	6	11.54	*****	*****	*****	*****						
101500 - Early Vote Reporting	52	15	28.85	8	4	2	8						
101600 1016	1072	300	27.99	114	111	137	82						
101600 - Absentee Reporting	1072	71	6.62	20	23	23	20						
101600 - Early Vote Reporting	1072	350	32.65	165	116	155	118						
101800 1018	1024	278	27.15	140	64	122	82						
101800 - Absentee Reporting	1024	54	5.27	27	14	27	15						
101800 - Early Vote Reporting	1024	355	34.67	198	63	145	117						
102000 1020	1109	204	18.39	83	85	119	49						
102000 - Absentee Reporting	1109	119	10.73	46	34	59	25						
102000 - Early Vote Reporting	1109	655	59.06	342	238	376	202						
102100 1021	0	0	0.00	0	0	0	0						
102100 - Absentee Reporting	0	0	0.00	0	0	0	0						
102100 - Early Vote Reporting	0	0	0.00	0	0	0	0						
102200 1022	919	145	15.78	54	57	87	31						
102200 - Absentee Reporting	919	81	8.81	30	21	32	23						
102200 - Early Vote Reporting	919	583	63.44	290	192	349	142						
102300 1023	659	85	12.90	35	30	51	16						
102300 - Absentee Reporting	659	95	14.42	40	19	45	13						
102300 - Early Vote Reporting	659	406	61.61	197	136	262	81						
102400 1024	1365	220	16.12	91	92	144	42						
102400 - Absentee Reporting	1365	137	10.04	61	44	80	32						
102400 - Early Vote Reporting	1365	849	62.20	439	295	517	216						
102600 1026	767	150	19.56	75	50	95	29						
102600 - Absentee Reporting	767	74	9.65	42	18	44	19						
102600 - Early Vote Reporting	767	446	58.15	251	143	278	119						

10-10-12

WASHOE COUNTY Statement of Vote
GENERAL ELECTION

100038		RENO-VERDI												
		Registration	Ballots Cast	Turnout (%)	JUSTICE OF THE PEACE, RENO-VERDI DEPT. 1 Lynch, Patricia A.	Shannon, Greg	JUSTICE OF THE PEACE, RENO-VERDI DEPT. Hascheff, Pierre A.	Waldron, Gemma Greene						
102700	1027	392	66	16.84	20	32	39	12						
102700	- Absentee Reporting	392	60	15.31	31	11	28	10						
102700	- Early Vote Reporting	392	210	53.57	115	62	119	60						
102900	1029	1360	267	19.63	114	101	163	51						
102900	- Absentee Reporting	1360	121	8.90	54	33	67	22						
102900	- Early Vote Reporting	1360	777	57.13	388	252	420	231						
103100	1031	731	170	23.26	87	59	107	37						
103100	- Absentee Reporting	731	76	10.40	33	30	39	22						
103100	- Early Vote Reporting	731	394	53.90	217	132	232	115						
103200	1032	581	151	25.99	76	46	90	27						
103200	- Absentee Reporting	581	60	10.33	36	10	31	17						
103200	- Early Vote Reporting	581	297	51.12	172	90	183	78						
103300	1033	1012	235	23.22	109	74	151	38						
103300	- Absentee Reporting	1012	115	11.36	47	34	69	15						
103300	- Early Vote Reporting	1012	506	50.00	286	140	294	152						
103500	1035	490	155	31.63	58	50	68	41						
103500	- Absentee Reporting	490	21	4.29	11	5	12	4						
103500	- Early Vote Reporting	490	214	43.67	136	45	85	90						
103600	1036	619	131	21.16	56	41	54	42						
103600	- Absentee Reporting	619	46	7.43	22	9	19	12						
103600	- Early Vote Reporting	619	305	49.27	181	56	132	105						
103800	1038	465	134	28.82	68	41	88	24						
103800	- Absentee Reporting	465	39	8.39	18	9	20	7						
103800	- Early Vote Reporting	465	253	54.41	114	104	164	59						
103900	1039	690	104	15.07	59	28	46	40						
103900	- Absentee Reporting	690	56	8.12	24	21	25	20						
103900	- Early Vote Reporting	690	188	27.25	89	57	80	66						
104000	1040	1	0	0.00	0	0	0	0						
104000	- Absentee Reporting	1	0	0.00	0	0	0	0						
104000	- Early Vote Reporting	1	0	0.00	0	0	0	0						
104300	1043	869	169	19.45	77	65	83	57						
104300	- Absentee Reporting	869	70	8.06	29	18	27	21						
104300	- Early Vote Reporting	869	353	40.62	177	115	178	114						
104400	1044	1180	252	21.36	94	89	109	71						
104400	- Absentee Reporting	1180	85	7.20	39	25	33	30						
104400	- Early Vote Reporting	1180	528	44.75	224	210	275	155						
104500	1045	606	137	22.61	55	40	54	42						
104500	- Absentee Reporting	606	70	11.55	34	15	32	18						
104500	- Early Vote Reporting	606	200	33.00	96	52	92	52						
104600	1046	96	23	23.96	12	7	13	4						
104600	- Absentee Reporting	96	14	14.58	6	6	5	7						
104600	- Early Vote Reporting	96	42	43.75	21	12	20	12						
104700	1047	315	54	17.14	14	23	37	9						
104700	- Absentee Reporting	315	46	14.60	23	11	28	6						
104700	- Early Vote Reporting	315	190	60.32	88	74	140	26						
104900	1049	1	0	0.00	0	0	0	0						
104900	- Absentee Reporting	1	0	0.00	0	0	0	0						
104900	- Early Vote Reporting	1	0	0.00	0	0	0	0						
105000	1050	0	0	0.00	0	0	0	0						
105000	- Absentee Reporting	0	0	0.00	0	0	0	0						
105000	- Early Vote Reporting	0	0	0.00	0	0	0	0						
105100	1051	1	0	0.00	0	0	0	0						
105100	- Absentee Reporting	1	0	0.00	0	0	0	0						
105100	- Early Vote Reporting	1	0	0.00	0	0	0	0						
105300	1053	414	74	17.87	25	28	36	19						
105300	- Absentee Reporting	414	29	7.00	14	10	14	10						
105300	- Early Vote Reporting	414	246	59.42	122	79	123	82						
105500	1055	1077	227	21.08	95	84	110	64						
105500	- Absentee Reporting	1077	78	7.24	33	28	36	24						
105500	- Early Vote Reporting	1077	542	50.32	273	178	279	168						

10-1057

WASHOE COUNTY Statement of Vote
GENERAL ELECTION

100038		RENO-VERDI											
	Registration	Ballots Cast	Turnout (%)	JUSTICE OF THE PEACE, RENO-VERDI DEPT. 1 Lynch, Patricia A.	Shannon, Greg	JUSTICE OF THE PEACE, RENO-VERDI DEPT. Hascheff, Pierre A.	Walchro, Germa Creene						
105600 1056	974	207	21.25	100	75	116	57						
105600 - Absentee Reporting	974	71	7.29	37	10	33	14						
105600 - Early Vote Reporting	974	502	51.54	276	145	281	141						
105700 1057	1282	295	23.01	122	110	153	77						
105700 - Absentee Reporting	1282	82	6.40	30	25	34	23						
105700 - Early Vote Reporting	1282	582	45.40	271	188	282	174						
105800 1058	2	0	0.00	0	0	0	0						
105800 - Absentee Reporting	2	2	100.00	*****		Insufficient Turnout to Protect Voter Privacy	*****						
105800 - Early Vote Reporting	2	0	0.00	0	0	0	0						
105900 1059	0	0	0.00	0	0	0	0						
105900 - Absentee Reporting	0	0	0.00	0	0	0	0						
105900 - Early Vote Reporting	0	0	0.00	0	0	0	0						
106100 1061	0	0	0.00	0	0	0	0						
106100 - Absentee Reporting	0	0	0.00	0	0	0	0						
106100 - Early Vote Reporting	0	0	0.00	0	0	0	0						
200000 2000	407	89	21.87	38	32	49	23						
200000 - Absentee Reporting	407	28	6.88	14	10	16	4						
200000 - Early Vote Reporting	407	231	56.76	121	77	126	74						
200200 2002	0	0	0.00	0	0	0	0						
200200 - Absentee Reporting	0	0	0.00	0	0	0	0						
200200 - Early Vote Reporting	0	0	0.00	0	0	0	0						
200400 2004	877	138	15.74	71	40	73	33						
200400 - Absentee Reporting	877	59	6.73	29	14	23	20						
200400 - Early Vote Reporting	877	311	35.46	160	77	117	114						
200600 2006	909	231	25.41	126	77	153	50						
200600 - Absentee Reporting	909	106	11.66	46	37	68	20						
200600 - Early Vote Reporting	909	456	50.17	247	159	287	125						
200700 2007	72	9	12.50	*****		Insufficient Turnout to Protect Voter Privacy	*****						
200700 - Absentee Reporting	72	5	6.94	*****		Insufficient Turnout to Protect Voter Privacy	*****						
200700 - Early Vote Reporting	72	32	44.44	22	5	17	10						
200900 2009	335	42	12.54	22	17	26	12						
200900 - Absentee Reporting	335	23	6.87	12	4	7	12						
200900 - Early Vote Reporting	335	117	34.93	67	33	51	45						
201000 2010	228	94	41.23	50	19	47	23						
201000 - Absentee Reporting	228	34	14.91	12	9	17	4						
201000 - Early Vote Reporting	228	39	17.11	22	13	20	15						
201300 2013	376	72	19.15	40	25	49	16						
201300 - Absentee Reporting	376	53	14.10	22	9	26	12						
201300 - Early Vote Reporting	376	187	49.73	111	49	118	44						
201600 2016	462	124	26.84	55	42	67	37						
201600 - Absentee Reporting	462	74	16.02	40	13	36	13						
201600 - Early Vote Reporting	462	200	43.29	105	71	116	65						
201700 2017	728	131	17.99	56	49	57	46						
201700 - Absentee Reporting	728	80	10.99	35	17	34	19						
201700 - Early Vote Reporting	728	321	44.09	148	120	148	121						
201800 2018	1262	253	20.05	124	76	137	65						
201800 - Absentee Reporting	1262	78	6.18	36	11	30	19						
201800 - Early Vote Reporting	1262	638	50.55	309	226	334	207						
201900 2019	404	92	22.77	32	36	49	19						
201900 - Absentee Reporting	404	43	10.64	11	14	15	8						
201900 - Early Vote Reporting	404	217	53.71	87	83	126	45						
202000 2020	427	78	18.27	36	22	41	18						
202000 - Absentee Reporting	427	22	5.15	10	8	6	10						
202000 - Early Vote Reporting	427	158	37.00	78	51	80	51						
202100 2021	596	108	18.12	55	35	66	28						
202100 - Absentee Reporting	596	57	9.56	23	16	28	10						
202100 - Early Vote Reporting	596	329	55.20	163	106	184	87						
202200 2022	553	84	15.19	38	35	47	24						
202200 - Absentee Reporting	553	56	10.13	22	19	25	16						
202200 - Early Vote Reporting	553	320	57.87	144	120	211	61						

4501-01

WASHOE COUNTY Statement of Vote
GENERAL ELECTION

100038		RENO-VERDI												
		Registration	Ballots Cast	Turnout (%)	JUSTICE OF THE PEACE, RENO-VERDI DEPT. 1 Lynch, Patricia A.	Shannon, Greg	JUSTICE OF THE PEACE, RENO-VERDI DEPT. Hascheff, Pierre A.	Waldron, Genma Greene						157
202300	2023	1059	242	22.85	100	83	117	66						
202300	- Absentee Reporting	1059	53	5.00	26	13	19	20						
202300	- Early Vote Reporting	1059	454	42.87	212	137	197	155						
202500	2025	479	66	13.78	30	25	40	14						
202500	- Absentee Reporting	479	74	15.45	37	19	44	14						
202500	- Early Vote Reporting	479	269	56.16	131	102	182	56						
202600	2026	330	82	24.85	33	26	38	20						
202600	- Absentee Reporting	330	26	7.88	7	9	8	9						
202600	- Early Vote Reporting	330	151	45.76	65	41	65	46						
202700	2027	550	91	16.55	44	29	41	30						
202700	- Absentee Reporting	550	74	13.45	21	25	33	19						
202700	- Early Vote Reporting	550	313	56.91	153	112	191	80						
202800	2028	822	163	19.83	78	51	98	29						
202800	- Absentee Reporting	822	109	13.26	48	22	61	20						
202800	- Early Vote Reporting	822	438	53.28	209	165	289	89						
202900	2029	646	111	17.18	44	42	64	25						
202900	- Absentee Reporting	646	76	11.76	44	20	43	17						
202900	- Early Vote Reporting	646	326	50.46	152	110	146	118						
203000	2030	576	124	21.53	57	44	66	38						
203000	- Absentee Reporting	576	52	9.03	32	12	31	14						
203000	- Early Vote Reporting	576	302	52.43	136	111	172	82						
203100	2031	1015	178	17.54	84	53	91	47						
203100	- Absentee Reporting	1015	138	13.60	45	51	67	35						
203100	- Early Vote Reporting	1015	562	55.37	272	201	311	158						
203200	2032	933	248	26.58	110	75	102	80						
203200	- Absentee Reporting	933	45	4.82	18	9	15	12						
203200	- Early Vote Reporting	933	342	36.66	157	110	139	128						
203300	2033	848	161	18.99	64	54	75	41						
203300	- Absentee Reporting	848	61	7.19	19	25	23	19						
203300	- Early Vote Reporting	848	489	57.67	240	157	243	153						
203400	2034	479	70	14.61	21	28	42	9						
203400	- Absentee Reporting	479	60	12.53	22	21	35	11						
203400	- Early Vote Reporting	479	286	59.71	127	125	193	61						
203500	2035	797	145	18.19	54	61	84	32						
203500	- Absentee Reporting	797	108	13.55	45	37	49	31						
203500	- Early Vote Reporting	797	403	50.56	177	134	199	111						
203600	2036	905	163	18.01	68	57	81	41						
203600	- Absentee Reporting	905	100	11.05	43	31	44	33						
203600	- Early Vote Reporting	905	490	54.14	231	173	233	170						
203700	2037	295	46	15.59	16	21	25	13						
203700	- Absentee Reporting	295	51	17.29	20	15	21	14						
203700	- Early Vote Reporting	295	166	56.27	67	71	98	42						
203900	2039	622	133	21.38	59	46	64	40						
203900	- Absentee Reporting	622	51	8.20	28	11	22	17						
203900	- Early Vote Reporting	622	223	35.85	110	62	95	78						
204000	2040	473	76	16.07	32	30	47	18						
204000	- Absentee Reporting	473	49	10.36	25	11	20	16						
204000	- Early Vote Reporting	473	253	53.49	137	79	122	92						
204100	2041	718	193	26.88	75	71	100	43						
204100	- Absentee Reporting	718	53	7.38	23	13	26	11						
204100	- Early Vote Reporting	718	349	48.61	153	136	184	103						
204200	2042	1173	285	24.30	127	97	142	81						
204200	- Absentee Reporting	1173	58	4.94	28	18	19	23						
204200	- Early Vote Reporting	1173	580	49.45	303	188	296	187						
204300	2043	2	0	0.00	0	0	0	0						
204300	- Absentee Reporting	2	0	0.00	0	0	0	0						
204300	- Early Vote Reporting	2	1	50.00	*****	*****	*****	*****						
204400	2044	13	5	38.46	*****	*****	*****	*****						
204400	- Absentee Reporting	13	2	15.38	*****	*****	*****	*****						
204400	- Early Vote Reporting	13	2	15.38	*****	*****	*****	*****						

10-10-12

November 6, 2012

GENERAL ELECTION

RENO-VERDI

100038

	Registration	Ballots Cast	Turnout (%)	JUSTICE OF THE PEACE, RENO-VERDI DEPT. 1 Lynch, Patricia A.	Shannon, Greg	JUSTICE OF THE PEACE, RENO-VERDI DEPT. Hascheff, Pierre A.	Waldron, Gemma Greene							
204500 2045	0	0	0.00	0	0	0	0							
204500 - Absentee Reporting	0	0	0.00	0	0	0	0							
204500 - Early Vote Reporting	0	0	0.00	0	0	0	0							
204600 2046	3	3	100.00	*****				Insufficient Turnout to Protect Voter Privacy						*****
204600 - Absentee Reporting	3	0	0.00	0	0	0	0							
204600 - Early Vote Reporting	3	0	0.00	0	0	0	0							
204700 2047	1242	325	26.17	128	126	163	83							
204700 - Absentee Reporting	1242	68	5.48	26	22	29	21							
204700 - Early Vote Reporting	1242	663	53.38	298	222	322	195							
204800 2048	0	0	0.00	0	0	0	0							
204800 - Absentee Reporting	0	0	0.00	0	0	0	0							
204800 - Early Vote Reporting	0	0	0.00	0	0	0	0							
204900 2049	832	149	17.91	75	45	74	46							
204900 - Absentee Reporting	832	71	8.53	29	20	30	17							
204900 - Early Vote Reporting	832	356	42.79	174	107	154	125							
205000 2050	588	129	21.94	63	44	92	20							
205000 - Absentee Reporting	588	79	13.44	37	16	37	19							
205000 - Early Vote Reporting	588	309	52.55	166	92	178	82							
205100 2051	0	0	0.00	0	0	0	0							
205100 - Absentee Reporting	0	0	0.00	0	0	0	0							
205100 - Early Vote Reporting	0	0	0.00	0	0	0	0							
205300 2053	0	0	0.00	0	0	0	0							
205300 - Absentee Reporting	0	0	0.00	0	0	0	0							
205300 - Early Vote Reporting	0	0	0.00	0	0	0	0							
205400 2054	0	0	0.00	0	0	0	0							
205400 - Absentee Reporting	0	0	0.00	0	0	0	0							
205400 - Early Vote Reporting	0	0	0.00	0	0	0	0							
205500 2055	953	241	25.29	112	61	116	53							
205500 - Absentee Reporting	953	61	6.40	32	12	27	17							
205500 - Early Vote Reporting	953	519	54.46	206	184	252	139							
205700 2057	1	0	0.00	0	0	0	0							
205700 - Absentee Reporting	1	0	0.00	0	0	0	0							
205700 - Early Vote Reporting	1	0	0.00	0	0	0	0							
205800 2058	1446	405	28.01	171	135	194	103							
205800 - Absentee Reporting	1446	116	8.02	32	34	37	29							
205800 - Early Vote Reporting	1446	699	48.34	319	226	363	185							
205900 2059	225	46	20.44	23	12	20	15							
205900 - Absentee Reporting	225	25	11.11	12	7	8	10							
205900 - Early Vote Reporting	225	119	52.89	52	37	52	36							
206000 2060	0	0	0.00	0	0	0	0							
206000 - Absentee Reporting	0	0	0.00	0	0	0	0							
206000 - Early Vote Reporting	0	0	0.00	0	0	0	0							
206100 2061	0	0	0.00	0	0	0	0							
206100 - Absentee Reporting	0	0	0.00	0	0	0	0							
206100 - Early Vote Reporting	0	0	0.00	0	0	0	0							
206200 2062	0	0	0.00	0	0	0	0							
206200 - Absentee Reporting	0	0	0.00	0	0	0	0							
206200 - Early Vote Reporting	0	0	0.00	0	0	0	0							
206300 2063	4	0	0.00											
206300 - Absentee Reporting	4	1	25.00	*****				Insufficient Turnout to Protect Voter Privacy						*****
206300 - Early Vote Reporting	4	3	75.00	*****				Insufficient Turnout to Protect Voter Privacy						*****
206400 2064	0	0	0.00	0	0	0	0							
206400 - Absentee Reporting	0	0	0.00	0	0	0	0							
206400 - Early Vote Reporting	0	0	0.00	0	0	0	0							
206500 2065	4	3	75.00	*****				Insufficient Turnout to Protect Voter Privacy						*****
206500 - Absentee Reporting	4	0	0.00	0	0	0	0							
206500 - Early Vote Reporting	4	0	0.00	0	0	0	0							
206600 2066	0	0	0.00	0	0	0	0							
206600 - Absentee Reporting	0	0	0.00	0	0	0	0							
206600 - Early Vote Reporting	0	0	0.00	0	0	0	0							

10-10-12

WASHOE COUNTY Statement of Vote
GENERAL ELECTION

100038		RENO-VERDI											
	Registration	Ballots Cast	Turnout (%)	JUSTICE OF THE PEACE, RENO-VERDI DEPT. 1 Lynch, Patricia A.	Shannon, Greg	JUSTICE OF THE PEACE, RENO-VERDI DEPT. Hascheff, Pierre A.	Waldron, Gemma Greene						
206700 2067	0	0	0.00										
206700 - Absentee Reporting	0	0	0.00										
206700 - Early Vote Reporting	0	0	0.00										
206800 2068	6	3	50.00	*****									
206800 - Absentee Reporting	6	1	16.67	*****									
206800 - Early Vote Reporting	6	1	16.67	*****									
206900 2069	2	2	100.00	*****									
206900 - Absentee Reporting	2	0	0.00										
206900 - Early Vote Reporting	2	0	0.00										
207000 2070	0	0	0.00										
207000 - Absentee Reporting	0	0	0.00										
207000 - Early Vote Reporting	0	0	0.00										
207200 2072	3	0	0.00										
207200 - Absentee Reporting	3	0	0.00										
207200 - Early Vote Reporting	3	3	100.00	*****									
207300 2073	2	0	0.00										
207300 - Absentee Reporting	2	1	50.00	*****									
207300 - Early Vote Reporting	2	1	50.00	*****									
207400 2074	0	0	0.00										
207400 - Absentee Reporting	0	0	0.00										
207400 - Early Vote Reporting	0	0	0.00										
207500 2075	28	7	25.00	*****									
207500 - Absentee Reporting	28	0	0.00										
207500 - Early Vote Reporting	28	19	67.86		9	8	14	1					
207600 2076	2	0	0.00										
207600 - Absentee Reporting	2	2	100.00	*****									
207600 - Early Vote Reporting	2	0	0.00										
207700 2077	2	1	50.00	*****									
207700 - Absentee Reporting	2	0	0.00										
207700 - Early Vote Reporting	2	1	50.00	*****									
207800 2078	0	0	0.00										
207800 - Absentee Reporting	0	0	0.00										
207800 - Early Vote Reporting	0	0	0.00										
207900 2079	2	0	0.00										
207900 - Absentee Reporting	2	0	0.00										
207900 - Early Vote Reporting	2	2	100.00	*****									
208000 2080	962	212	22.04	85	73	79	77						
208000 - Absentee Reporting	962	90	9.36	32	27	33	26						
208000 - Early Vote Reporting	962	434	45.11	209	128	199	140						
300100 3001	546	88	16.12	44	28	36	37						
300100 - Absentee Reporting	546	55	10.07	31	13	20	24						
300100 - Early Vote Reporting	546	184	33.70	99	46	71	74						
300200 3002	12	1	8.33	*****									
300200 - Absentee Reporting	12	3	25.00	*****									
300200 - Early Vote Reporting	12	5	41.67	*****									
300300 3003	3	0	0.00										
300300 - Absentee Reporting	3	3	100.00	*****									
300300 - Early Vote Reporting	3	0	0.00										
300400 3004	608	182	29.93	96	65	109	52						
300400 - Absentee Reporting	608	50	8.22	22	12	22	10						
300400 - Early Vote Reporting	608	235	38.65	144	54	107	93						
300500 3005	85	15	17.65	6	6	7	5						
300500 - Absentee Reporting	85	7	8.24	*****									
300500 - Early Vote Reporting	85	23	27.06	13	5	9	9						
300600 3006	66	6	9.09	*****									
300600 - Absentee Reporting	66	12	18.18	7	3	7	3						
300600 - Early Vote Reporting	66	37	56.06	19	8	17	9						
300700 3007	1087	237	21.80	116	68	119	61						
300700 - Absentee Reporting	1087	67	6.16	34	17	35	16						
300700 - Early Vote Reporting	1087	477	43.88	280	108	216	167						

10-10-57

WASHOE COUNTY Statement of Vote
GENERAL ELECTION

100038		RENO-VERDI											
	Registration	Ballots Cast	Turnout (%)	JUSTICE OF THE PEACE, RENO-VERDI DEPT. 1 Lynch, Patricia A.	Shannon, Greg	JUSTICE OF THE PEACE, RENO-VERDI DEPT. Hascheff, Pierre A.	Waldron, Gemma Greene						
300800 3008	584	95	16.27	52	24	42	32						
300800 - Absentee Reporting	584	46	7.88	24	17	27	16						
300800 - Early Vote Reporting	584	197	33.73	107	56	80	76						
300900 3009	1308	267	20.41	123	79	104	92						
300900 - Absentee Reporting	1308	96	7.34	43	24	45	24						
300900 - Early Vote Reporting	1308	459	35.09	243	115	183	167						
301000 3010	1181	232	19.64	112	75	110	71						
301000 - Absentee Reporting	1181	90	7.62	47	20	39	27						
301000 - Early Vote Reporting	1181	466	39.46	261	115	212	172						
301100 3011	369	67	18.16	28	22	25	24						
301100 - Absentee Reporting	369	26	7.05	11	8	13	6						
301100 - Early Vote Reporting	369	116	31.44	64	25	45	45						
301200 3012	1026	209	20.37	116	45	95	69						
301200 - Absentee Reporting	1026	61	5.95	33	16	25	24						
301200 - Early Vote Reporting	1026	384	37.43	235	85	168	155						
301300 3013	7	0	0.00	0	0	0	0						
301300 - Absentee Reporting	7	3	42.86	*****	*****	Insufficient Turnout to Protect Voter Privacy	*****						
301300 - Early Vote Reporting	7	2	28.57	*****	*****	Insufficient Turnout to Protect Voter Privacy	*****						
301400 3014	83	18	21.69	6	8	7	6						
301400 - Absentee Reporting	83	8	9.64	*****	*****	Insufficient Turnout to Protect Voter Privacy	*****						
301400 - Early Vote Reporting	83	35	42.17	18	11	21	9						
301500 3015	53	6	11.32	*****	*****	Insufficient Turnout to Protect Voter Privacy	*****						
301500 - Absentee Reporting	53	0	0.00	0	0	0	0						
301500 - Early Vote Reporting	53	8	15.09	*****	*****	Insufficient Turnout to Protect Voter Privacy	*****						
301600 3016	1155	307	26.58	165	94	155	102						
301600 - Absentee Reporting	1155	74	6.41	40	21	40	18						
301600 - Early Vote Reporting	1155	460	39.83	241	130	223	151						
301700 3017	1005	221	21.99	116	72	103	90						
301700 - Absentee Reporting	1005	92	9.15	51	25	40	30						
301700 - Early Vote Reporting	1005	402	40.00	220	103	167	147						
301800 3018	1000	211	21.10	119	62	105	79						
301800 - Absentee Reporting	1000	47	4.70	30	10	22	16						
301800 - Early Vote Reporting	1000	415	41.50	255	87	187	158						
301900 3019	713	111	15.57	52	33	52	32						
301900 - Absentee Reporting	713	40	5.61	17	14	20	10						
301900 - Early Vote Reporting	713	313	43.90	162	89	139	113						
302000 3020	582	106	18.21	50	28	47	33						
302000 - Absentee Reporting	582	28	4.81	10	6	10	5						
302000 - Early Vote Reporting	582	240	41.24	122	83	112	90						
302100 3021	14	3	21.43	*****	*****	Insufficient Turnout to Protect Voter Privacy	*****						
302100 - Absentee Reporting	14	2	14.29	*****	*****	Insufficient Turnout to Protect Voter Privacy	*****						
302100 - Early Vote Reporting	14	7	50.00	*****	*****	Insufficient Turnout to Protect Voter Privacy	*****						
302200 3022	979	222	22.68	105	71	105	72						
302200 - Absentee Reporting	979	56	5.72	22	22	27	18						
302200 - Early Vote Reporting	979	486	49.64	254	159	274	133						
302300 3023	441	130	29.48	71	44	61	53						
302300 - Absentee Reporting	441	26	5.90	12	9	12	8						
302300 - Early Vote Reporting	441	141	31.97	79	39	67	52						
302400 3024	1105	172	15.57	90	56	98	51						
302400 - Absentee Reporting	1105	64	5.79	25	20	23	21						
302400 - Early Vote Reporting	1105	636	57.56	365	187	374	177						
302500 3025	5	0	0.00	0	0	0	0						
302500 - Absentee Reporting	5	0	0.00	0	0	0	0						
302500 - Early Vote Reporting	5	5	100.00	*****	*****	Insufficient Turnout to Protect Voter Privacy	*****						
302600 3026	1303	205	15.73	101	66	111	56						
302600 - Absentee Reporting	1303	134	10.28	62	37	59	44						
302600 - Early Vote Reporting	1303	661	50.73	337	211	353	205						
302700 3027	12	3	25.00	*****	*****	Insufficient Turnout to Protect Voter Privacy	*****						
302700 - Absentee Reporting	12	2	16.67	*****	*****	Insufficient Turnout to Protect Voter Privacy	*****						
302700 - Early Vote Reporting	12	5	41.67	*****	*****	Insufficient Turnout to Protect Voter Privacy	*****						

fCh1-101

WASHOE COUNTY Statement of Vote
GENERAL ELECTION

100038

RENO-VERDI

	Registration	Ballots Cast	Turnout (%)	JUSTICE OF THE PEACE, RENO-VERDI DEPT. 1 Lynch, Patricia A.	Shannon, Greg	JUSTICE OF THE PEACE, RENO-VERDI DEPT. Hascheff, Pierre A.	Waldron, Gemma Greene								
302800 3028	298	82	27.52	51	21	44	25								
302800 - Absentee Reporting	298	8	2.68	*****				Insufficient Turnout to Protect Voter Privacy	*****						
302800 - Early Vote Reporting	298	119	39.93	76	25	59	39								
302900 3029	339	38	11.21	13	20	21	12								
302900 - Absentee Reporting	339	25	7.37	17	5	14	9								
302900 - Early Vote Reporting	339	204	60.18	109	70	126	56								
303000 3030	577	116	20.10	56	44	70	30								
303000 - Absentee Reporting	577	47	8.15	24	11	17	17								
303000 - Early Vote Reporting	577	294	50.95	162	88	178	80								
303100 3031	583	89	15.27	46	29	42	34								
303100 - Absentee Reporting	583	14	2.40	8	1	5	4								
303100 - Early Vote Reporting	583	262	44.94	140	87	126	98								
303200 3032	706	103	14.59	48	32	58	23								
303200 - Absentee Reporting	706	61	8.64	26	15	22	20								
303200 - Early Vote Reporting	706	427	60.48	203	152	244	123								
303300 3033	188	33	17.55	17	9	15	11								
303300 - Absentee Reporting	188	8	4.26	*****				Insufficient Turnout to Protect Voter Privacy	*****						
303300 - Early Vote Reporting	188	73	38.83	43	24	51	15								
303400 3034	0	0	0.00	0	0	0	0								
303400 - Absentee Reporting	0	0	0.00	0	0	0	0								
303400 - Early Vote Reporting	0	1	0.00	*****				Insufficient Turnout to Protect Voter Privacy	*****						
303500 3035	0	0	0.00	0	0	0	0								
303500 - Absentee Reporting	0	0	0.00	0	0	0	0								
303500 - Early Vote Reporting	0	0	0.00	0	0	0	0								
303600 3036	246	58	23.58	31	15	28	19								
303600 - Absentee Reporting	246	13	5.28	4	6	5	5								
303600 - Early Vote Reporting	246	84	34.15	53	17	35	32								
303800 3038	472	163	34.53	79	55	81	51								
303800 - Absentee Reporting	472	21	4.45	8	9	13	4								
303800 - Early Vote Reporting	472	212	44.92	96	84	108	66								
303900 3039	2	0	0.00	0	0	0	0								
303900 - Absentee Reporting	2	0	0.00	0	0	0	0								
303900 - Early Vote Reporting	2	2	100.00	*****				Insufficient Turnout to Protect Voter Privacy	*****						
304000 3040	482	88	18.26	58	17	43	28								
304000 - Absentee Reporting	482	27	5.60	18	3	11	12								
304000 - Early Vote Reporting	482	183	37.97	102	43	84	58								
400000 4000	788	162	20.56	84	45	72	60								
400000 - Absentee Reporting	788	37	4.70	22	8	16	14								
400000 - Early Vote Reporting	788	284	36.04	162	70	129	104								
400300 4003	834	195	23.38	90	68	91	61								
400300 - Absentee Reporting	834	78	9.35	40	19	41	21								
400300 - Early Vote Reporting	834	353	42.33	185	119	186	119								
400500 4005	536	112	20.90	51	35	51	37								
400500 - Absentee Reporting	536	41	7.65	24	9	15	16								
400500 - Early Vote Reporting	536	177	33.02	96	59	94	58								
400700 4007	16	4	25.00	*****				Insufficient Turnout to Protect Voter Privacy	*****						
400700 - Absentee Reporting	16	1	6.25	*****				Insufficient Turnout to Protect Voter Privacy	*****						
400700 - Early Vote Reporting	16	3	18.75	*****				Insufficient Turnout to Protect Voter Privacy	*****						
400800 4008	0	0	0.00	0	0	0	0								
400800 - Absentee Reporting	0	0	0.00	0	0	0	0								
400800 - Early Vote Reporting	0	0	0.00	0	0	0	0								
400900 4009	459	127	27.67	54	55	67	41								
400900 - Absentee Reporting	459	51	11.11	31	9	25	14								
400900 - Early Vote Reporting	459	163	35.51	82	60	74	68								
401200 4012	814	211	25.92	88	74	103	59								
401200 - Absentee Reporting	814	43	5.28	24	10	16	16								
401200 - Early Vote Reporting	814	286	35.14	130	84	130	80								
401400 4014	1055	201	19.05	82	76	100	58								
401400 - Absentee Reporting	1055	77	7.30	37	22	36	23								
401400 - Early Vote Reporting	1055	493	46.73	265	148	247	159								

10-1034

WASHOE COUNTY Statement of Vote
GENERAL ELECTION

100038		RENO-VERDI												
		Registration	Ballots Cast	Turnout (%)	JUSTICE OF THE PEACE, RENO-VERDI DEPT. 1 Lynch, Patricia A.	Shannon, Greg	JUSTICE OF THE PEACE, RENO-VERDI DEPT. Hascheff, Pierre A.	Waldron, G erenna Creane						
401500	4015	0	0	0.00	0	0	0	0						
401500	- Absentee Reporting	0	0	0.00	0	0	0	0						
401500	- Early Vote Reporting	0	0	0.00	0	0	0	0						
401600	4016	1209	291	24.07	119	91	130	78						
401600	- Absentee Reporting	1209	74	6.12	34	23	30	25						
401600	- Early Vote Reporting	1209	461	38.13	229	133	214	149						
401700	4017	1019	286	28.07	146	105	147	107						
401700	- Absentee Reporting	1019	47	4.61	22	15	17	22						
401700	- Early Vote Reporting	1019	355	34.84	185	122	189	112						
401800	4018	0	0	0.00	0	0	0	0						
401800	- Absentee Reporting	0	0	0.00	0	0	0	0						
401800	- Early Vote Reporting	0	0	0.00	0	0	0	0						
401900	4019	874	237	27.12	105	98	123	69						
401900	- Absentee Reporting	874	44	5.03	20	13	18	14						
401900	- Early Vote Reporting	874	283	32.38	132	98	138	88						
402000	4020	333	91	27.33	41	29	35	34						
402000	- Absentee Reporting	333	17	5.11	12	3	4	9						
402000	- Early Vote Reporting	333	116	34.83	59	32	53	42						
402100	4021	202	55	27.23	27	11	24	12						
402100	- Absentee Reporting	202	18	8.91	4	8	6	7						
402100	- Early Vote Reporting	202	90	44.55	55	18	53	20						
402200	4022	90	10	11.11	5	3	4	4						
402200	- Absentee Reporting	90	12	13.33	8	2	1	9						
402200	- Early Vote Reporting	90	51	56.67	21	19	22	21						
402300	4023	605	116	19.17	58	38	63	36						
402300	- Absentee Reporting	605	56	9.26	24	17	27	13						
402300	- Early Vote Reporting	605	271	44.79	149	87	146	89						
402400	4024	479	127	26.51	56	52	71	36						
402400	- Absentee Reporting	479	26	5.43	21	4	13	11						
402400	- Early Vote Reporting	479	177	36.95	79	64	102	42						
402500	4025	732	181	24.73	86	65	90	59						
402500	- Absentee Reporting	732	67	9.15	25	27	30	19						
402500	- Early Vote Reporting	732	280	38.25	134	107	154	83						
402600	4026	4	0	0.00	0	0	0	0						
402600	- Absentee Reporting	4	4	100.00	*****	*****	*****	*****						
402600	- Early Vote Reporting	4	1	25.00	*****	*****	*****	*****						
402800	4028	0	0	0.00	0	0	0	0						
402800	- Absentee Reporting	0	0	0.00	0	0	0	0						
402800	- Early Vote Reporting	0	0	0.00	0	0	0	0						
402900	4029	0	0	0.00	0	0	0	0						
402900	- Absentee Reporting	0	0	0.00	0	0	0	0						
402900	- Early Vote Reporting	0	0	0.00	0	0	0	0						
403200	4032	1155	326	28.23	122	137	158	96						
403200	- Absentee Reporting	1155	96	8.31	39	32	32	37						
403200	- Early Vote Reporting	1155	505	43.72	241	186	250	170						
403300	4033	1101	260	23.61	115	86	135	71						
403300	- Absentee Reporting	1101	96	8.72	33	32	40	25						
403300	- Early Vote Reporting	1101	544	49.41	275	182	291	175						
403500	4035	1381	375	27.15	183	132	194	123						
403500	- Absentee Reporting	1381	79	5.72	26	27	26	24						
403500	- Early Vote Reporting	1381	559	40.48	264	196	271	185						
403600	4036	705	172	24.40	91	53	90	54						
403600	- Absentee Reporting	705	40	5.67	15	11	18	8						
403600	- Early Vote Reporting	705	308	43.69	164	98	156	104						
403700	4037	1006	269	26.74	124	93	130	87						
403700	- Absentee Reporting	1006	68	6.76	26	23	24	21						
403700	- Early Vote Reporting	1006	418	41.55	206	139	220	126						
403800	4038	553	150	27.12	74	46	73	45						
403800	- Absentee Reporting	553	61	11.03	27	23	25	27						
403800	- Early Vote Reporting	553	217	39.24	118	52	89	75						

10-1-054

WASHOE COUNTY Statement of Vote
GENERAL ELECTION

100038		RENO-VERDI											
	Registration	Ballots Cast	Turnout (%)	JUSTICE OF THE PEACE, RENO-VERDI DEPT. 1 Lynch, Patricia A.	Shannon, Greg	JUSTICE OF THE PEACE, RENO-VERDI DEPT. Hascheff, Pierre A.	Wadron, Gemma Greene						
403900 4039	1231	337	27.38	147	117	165	94						
403900 - Absentee Reporting	1231	83	6.74	34	29	45	18						
403900 - Early Vote Reporting	1231	509	41.35	261	169	257	163						
404000 4040	1	0	0.00	0	0	0	0						
404000 - Absentee Reporting	1	0	0.00	0	0	0	0						
404000 - Early Vote Reporting	1	0	0.00	0	0	0	0						
404100 4041	1284	382	29.75	179	144	188	128						
404100 - Absentee Reporting	1284	64	4.98	29	18	28	18						
404100 - Early Vote Reporting	1284	455	35.44	240	137	228	153						
404200 4042	0	0	0.00	0	0	0	0						
404200 - Absentee Reporting	0	0	0.00	0	0	0	0						
404200 - Early Vote Reporting	0	0	0.00	0	0	0	0						
404300 4043	41	11	26.83	2	9	8	3						
404300 - Absentee Reporting	41	2	4.88	*****									
404300 - Early Vote Reporting	41	22	53.66	8	7	11	5						
404500 4045	729	179	24.55	81	61	88	51						
404500 - Absentee Reporting	729	22	3.02	6	11	13	4						
404500 - Early Vote Reporting	729	243	33.33	102	95	110	87						
404600 4046	77	13	16.88	8	3	6	5						
404600 - Absentee Reporting	77	3	3.90	*****									
404600 - Early Vote Reporting	77	25	32.47	13	6	14	7						
404700 4047	63	24	38.10	13	8	16	5						
404700 - Absentee Reporting	63	5	7.94	*****									
404700 - Early Vote Reporting	63	25	39.68	15	9	17	6						
405000 4050	0	0	0.00	0	0	0	0						
405000 - Absentee Reporting	0	0	0.00	0	0	0	0						
405000 - Early Vote Reporting	0	0	0.00	0	0	0	0						
405100 4051	0	0	0.00	0	0	0	0						
405100 - Absentee Reporting	0	0	0.00	0	0	0	0						
405100 - Early Vote Reporting	0	0	0.00	0	0	0	0						
405200 4052	0	0	0.00	0	0	0	0						
405200 - Absentee Reporting	0	0	0.00	0	0	0	0						
405200 - Early Vote Reporting	0	0	0.00	0	0	0	0						
405300 4053	1373	309	22.51	157	87	138	106						
405300 - Absentee Reporting	1373	46	3.35	18	14	13	20						
405300 - Early Vote Reporting	1373	473	34.45	253	137	233	159						
500000 5000	720	200	27.78	107	61	107	58						
500000 - Absentee Reporting	720	53	7.36	25	17	28	13						
500000 - Early Vote Reporting	720	306	42.50	191	78	160	105						
500300 5003	54	15	27.78	7	5	7	5						
500300 - Absentee Reporting	54	6	11.11	*****									
500300 - Early Vote Reporting	54	19	35.19	13	3	10	7						
500500 5005	1335	155	11.61	72	49	65	51						
500500 - Absentee Reporting	1335	94	7.04	43	28	42	25						
500500 - Early Vote Reporting	1335	288	21.57	141	94	121	113						
500600 5006	1197	351	29.32	168	112	197	87						
500600 - Absentee Reporting	1197	82	6.85	39	22	38	25						
500600 - Early Vote Reporting	1197	559	46.70	312	155	297	172						
500700 5007	75	15	20.00	4	7	5	5						
500700 - Absentee Reporting	75	11	14.67	4	2	3	2						
500700 - Early Vote Reporting	75	36	48.00	20	8	16	10						
500800 5008	681	164	24.08	80	50	81	52						
500800 - Absentee Reporting	681	51	7.49	20	12	16	14						
500800 - Early Vote Reporting	681	256	37.59	150	74	134	92						
500900 5009	705	184	26.10	89	53	86	52						
500900 - Absentee Reporting	705	33	4.68	12	10	14	8						
500900 - Early Vote Reporting	705	284	40.28	148	70	120	97						
501000 5010	1237	345	27.89	147	92	130	110						
501000 - Absentee Reporting	1237	47	3.80	19	8	10	17						
501000 - Early Vote Reporting	1237	435	35.17	211	111	169	147						

181037

WASHOE COUNTY Statement of Vote
GENERAL ELECTION

100038	RENO-VERDI												
	Registration	Ballots Cast	Turnout (%)	JUSTICE OF THE PEACE, RENO-VERDI DEPT. 1 Lynch, Patricia A.	Shannon, Greg	JUSTICE OF THE PEACE, RENO-VERDI DEPT. Hascheff, Pierre A.	Waldron, Gemma Creene						
501100 5011	870	191	21.95	78	69	96	40						
501100 - Absentee Reporting	870	70	8.05	31	17	31	16						
501100 - Early Vote Reporting	870	461	52.99	232	143	240	145						
501200 5012	470	106	22.55	56	27	53	30						
501200 - Absentee Reporting	470	35	7.45	18	5	16	7						
501200 - Early Vote Reporting	470	222	47.23	112	62	122	51						
501400 5014	774	139	17.96	64	46	74	37						
501400 - Absentee Reporting	774	58	7.49	32	13	32	17						
501400 - Early Vote Reporting	774	448	57.88	234	152	235	149						
501500 5015	0	0	0.00	0	0	0	0						
501500 - Absentee Reporting	0	0	0.00	0	0	0	0						
501500 - Early Vote Reporting	0	0	0.00	0	0	0	0						
501600 5016	1150	282	24.52	142	94	162	79						
501600 - Absentee Reporting	1150	113	9.83	59	31	55	35						
501600 - Early Vote Reporting	1150	480	41.74	253	158	275	135						
501800 5018	1015	244	24.04	127	77	134	68						
501800 - Absentee Reporting	1015	81	7.98	45	16	40	24						
501800 - Early Vote Reporting	1015	473	46.60	252	149	246	155						
502000 5020	306	48	15.69	22	7	16	13						
502000 - Absentee Reporting	306	36	11.76	12	10	14	8						
502000 - Early Vote Reporting	306	85	27.78	33	30	45	21						
502200 5022	958	273	28.50	135	87	151	78						
502200 - Absentee Reporting	958	62	6.47	31	16	26	21						
502200 - Early Vote Reporting	958	429	44.78	251	118	224	152						
502300 5023	0	0	0.00	0	0	0	0						
502300 - Absentee Reporting	0	0	0.00	0	0	0	0						
502300 - Early Vote Reporting	0	0	0.00	0	0	0	0						
502400 5024	1198	366	30.55	169	131	202	100						
502400 - Absentee Reporting	1198	91	7.60	38	29	40	32						
502400 - Early Vote Reporting	1198	452	37.73	236	143	248	133						
502600 5026	1117	252	22.56	122	87	126	80						
502600 - Absentee Reporting	1117	129	11.55	67	33	64	35						
502600 - Early Vote Reporting	1117	463	41.45	247	148	229	157						
502700 5027	1632	347	21.26	122	106	118	111						
502700 - Absentee Reporting	1632	35	2.14	10	10	9	11						
502700 - Early Vote Reporting	1632	626	38.36	275	179	253	202						
503000 5030	1260	290	23.02	111	102	169	58						
503000 - Absentee Reporting	1260	82	6.51	28	27	40	20						
503000 - Early Vote Reporting	1260	644	51.11	278	209	329	175						
503100 5031	12	2	16.67	*****	*****	Insufficient Turnout to Protect Voter Privacy	*****						
503100 - Absentee Reporting	12	0	0.00	0	0	0	0						
503100 - Early Vote Reporting	12	9	75.00	*****	*****	Insufficient Turnout to Protect Voter Privacy	*****						
503200 5032	445	93	20.90	35	33	58	15						
503200 - Absentee Reporting	445	27	6.07	9	10	12	6						
503200 - Early Vote Reporting	445	236	53.03	105	74	130	59						
503300 5033	816	219	26.84	100	72	104	71						
503300 - Absentee Reporting	816	60	7.35	28	13	28	16						
503300 - Early Vote Reporting	816	368	45.10	216	106	205	116						
503400 5034	866	186	21.48	85	62	95	51						
503400 - Absentee Reporting	866	74	8.55	35	23	27	31						
503400 - Early Vote Reporting	866	423	48.85	216	148	225	137						
503500 5035	1272	259	20.36	123	69	115	77						
503500 - Absentee Reporting	1272	100	7.86	46	18	44	18						
503500 - Early Vote Reporting	1272	606	47.64	289	201	274	209						
503600 5036	1287	270	20.98	111	99	139	74						
503600 - Absentee Reporting	1287	90	6.99	39	31	46	23						
503600 - Early Vote Reporting	1287	679	52.76	316	242	362	198						
503900 5039	45	15	33.33	6	6	6	6						
503900 - Absentee Reporting	45	5	11.11	*****	*****	Insufficient Turnout to Protect Voter Privacy	*****						
503900 - Early Vote Reporting	45	15	33.33	12	2	11	3						

7501-01

WASHOE COUNTY Statement of Vote
GENERAL ELECTION

100038		RENO-VERDI											
	Registration	Ballots Cast	Turnout (%)	JUSTICE OF THE PEACE, RENO-VERDI DEPT. 1 Lynch, Patricia A.	Shannon, Greg	JUSTICE OF THE PEACE, RENO-VERDI DEPT. Hascheff, Pierre A.	Waldron, Gemma Greene						
504000 5040	673	133	19.76	38	54	68	29						
504000 - Absentee Reporting	673	50	7.43	18	16	20	15						
504000 - Early Vote Reporting	673	387	57.50	158	149	219	99						
504100 5041	643	147	22.86	64	53	69	47						
504100 - Absentee Reporting	643	57	8.86	17	22	32	8						
504100 - Early Vote Reporting	643	333	51.79	150	110	173	89						
504500 5045	1356	297	21.90	107	118	142	87						
504500 - Absentee Reporting	1356	137	10.10	32	52	63	22						
504500 - Early Vote Reporting	1356	755	55.68	297	252	367	191						
504600 5046	1423	244	17.15	90	89	128	58						
504600 - Absentee Reporting	1423	249	17.50	73	77	94	46						
504600 - Early Vote Reporting	1423	829	58.26	320	334	422	219						
504700 5047	0	0	0.00	0	0	0	0						
504700 - Absentee Reporting	0	0	0.00	0	0	0	0						
504700 - Early Vote Reporting	0	0	0.00	0	0	0	0						
504800 5048	6	0	0.00	0	0	0	0						
504800 - Absentee Reporting	6	2	33.33	*****	*****	Insufficient Turnout to Protect Voter Privacy						*****	*****
504800 - Early Vote Reporting	6	0	0.00	0	0	0	0						
504900 5049	0	0	0.00	0	0	0	0						
504900 - Absentee Reporting	0	0	0.00	0	0	0	0						
504900 - Early Vote Reporting	0	0	0.00	0	0	0	0						
505000 5050	0	0	0.00	0	0	0	0						
505000 - Absentee Reporting	0	0	0.00	0	0	0	0						
505000 - Early Vote Reporting	0	0	0.00	0	0	0	0						
505100 5051	0	0	0.00	0	0	0	0						
505100 - Absentee Reporting	0	0	0.00	0	0	0	0						
505100 - Early Vote Reporting	0	0	0.00	0	0	0	0						
505200 5052	0	0	0.00	0	0	0	0						
505200 - Absentee Reporting	0	0	0.00	0	0	0	0						
505200 - Early Vote Reporting	0	0	0.00	0	0	0	0						
505300 5053	20	2	10.00	*****	*****	Insufficient Turnout to Protect Voter Privacy						*****	*****
505300 - Absentee Reporting	20	2	10.00	*****	*****	Insufficient Turnout to Protect Voter Privacy						*****	*****
505300 - Early Vote Reporting	20	6	30.00	*****	*****	Insufficient Turnout to Protect Voter Privacy						*****	*****
505400 5054	4	0	0.00	0	0	0	0						
505400 - Absentee Reporting	4	3	75.00	*****	*****	Insufficient Turnout to Protect Voter Privacy						*****	*****
505400 - Early Vote Reporting	4	1	25.00	*****	*****	Insufficient Turnout to Protect Voter Privacy						*****	*****
505600 5056	932	169	18.13	67	50	66	47						
505600 - Absentee Reporting	932	112	12.02	37	27	48	20						
505600 - Early Vote Reporting	932	357	38.30	188	91	157	125						
505800 5058	0	0	0.00	0	0	0	0						
505800 - Absentee Reporting	0	0	0.00	0	0	0	0						
505800 - Early Vote Reporting	0	0	0.00	0	0	0	0						
506100 5061	0	0	0.00	0	0	0	0						
506100 - Absentee Reporting	0	0	0.00	0	0	0	0						
506100 - Early Vote Reporting	0	1	0.00	*****	*****	Insufficient Turnout to Protect Voter Privacy						*****	*****
506200 5062	1262	285	22.58	126	104	139	84						
506200 - Absentee Reporting	1262	114	9.03	56	27	51	32						
506200 - Early Vote Reporting	1262	609	48.26	293	217	341	174						
506300 5063	298	44	14.77	20	16	17	17						
506300 - Absentee Reporting	298	10	3.36	3	5	4	4						
506300 - Early Vote Reporting	298	95	31.88	51	21	36	34						
506400 5064	618	129	20.87	63	32	47	49						
506400 - Absentee Reporting	618	17	2.75	8	4	9	4						
506400 - Early Vote Reporting	618	199	32.20	102	55	71	83						
710000 7100	11	2	18.18	*****	*****	Insufficient Turnout to Protect Voter Privacy						*****	*****
710000 - Absentee Reporting	11	0	0.00	0	0	0	0						
710000 - Early Vote Reporting	11	9	81.82	*****	*****	Insufficient Turnout to Protect Voter Privacy						*****	*****
730000 7300	219	66	30.14	47	11	24	32						
730000 - Absentee Reporting	219	8	3.65	*****	*****	Insufficient Turnout to Protect Voter Privacy						*****	*****
730000 - Early Vote Reporting	219	52	23.74	35	10	26	18						

10-1054

WASHOE COUNTY Statement of Vote
GENERAL ELECTION

100038			RENO-VERDI											
	Registration	Ballots Cast	Turnout (%)	JUSTICE OF THE PEACE, RENO-VERDI DEPT. 1 Lynch, Patricia A.	Shannon, Greg	JUSTICE OF THE PEACE, RENO-VERDI DEPT. Hascheff, Pierre A.	Wadron, Gemma Greene							
730200 7302	4	1	25.00	*****										*****
730200 - Absentee Reporting	4	0	0.00	0	0	0	0							
730200 - Early Vote Reporting	4	0	0.00	0	0	0	0							
730700 7307	21	5	23.81	*****										*****
730700 - Absentee Reporting	21	1	4.76	*****										*****
730700 - Early Vote Reporting	21	12	57.14	5	4	7	3							
731900 7319	19	6	31.58	*****										*****
731900 - Absentee Reporting	19	0	0.00	0	0	0	0							
731900 - Early Vote Reporting	19	9	47.37	*****										*****
732000 7320	3	0	0.00	0	0	0	0							
732000 - Absentee Reporting	3	0	0.00	0	0	0	0							
732000 - Early Vote Reporting	3	2	66.67	*****										*****
732100 7321	1	0	0.00	0	0	0	0							
732100 - Absentee Reporting	1	0	0.00	0	0	0	0							
732100 - Early Vote Reporting	1	0	0.00	0	0	0	0							
750600 7506	506	129	25.49	64	43	65	36							
750600 - Absentee Reporting	506	52	10.28	30	15	30	14							
750600 - Early Vote Reporting	506	232	45.85	113	85	129	70							
750700 7507	293	107	36.52	54	34	61	28							
750700 - Absentee Reporting	293	15	5.12	5	7	4	8							
750700 - Early Vote Reporting	293	94	32.08	50	29	44	35							
750800 7508	86	42	48.84	28	12	23	16							
750800 - Absentee Reporting	86	6	6.98	*****										*****
750800 - Early Vote Reporting	86	18	20.93	10	7	8	9							
751600 7516	38	8	21.05	*****										*****
751600 - Absentee Reporting	38	5	13.16	*****										*****
751600 - Early Vote Reporting	38	17	44.74	6	8	9	5							
751900 7519	593	207	34.91	82	79	106	54							
751900 - Absentee Reporting	593	60	10.12	16	26	26	17							
751900 - Early Vote Reporting	593	236	39.80	90	102	122	68							
752000 7520	997	292	29.29	153	114	173	91							
752000 - Absentee Reporting	997	60	6.02	26	18	22	22							
752000 - Early Vote Reporting	997	398	39.92	234	132	233	128							
752300 7523	1079	379	35.13	156	155	191	120							
752300 - Absentee Reporting	1079	76	7.04	27	30	32	26							
752300 - Early Vote Reporting	1079	415	38.46	176	172	238	104							
752400 7524	731	307	42.00	116	142	182	76							
752400 - Absentee Reporting	731	49	6.70	15	22	20	16							
752400 - Early Vote Reporting	731	251	34.34	128	87	132	84							
752500 7525	1148	324	28.22	167	123	192	88							
752500 - Absentee Reporting	1148	83	7.23	34	24	34	25							
752500 - Early Vote Reporting	1148	530	46.17	240	216	272	173							
752600 7526	928	257	27.69	100	109	139	70							
752600 - Absentee Reporting	928	71	7.65	28	28	30	19							
752600 - Early Vote Reporting	928	464	50.00	215	188	250	135							
752700 7527	474	127	26.79	57	45	63	39							
752700 - Absentee Reporting	474	35	7.38	17	9	11	14							
752700 - Early Vote Reporting	474	214	45.15	120	65	121	65							
752800 7528	579	142	24.53	67	54	74	43							
752800 - Absentee Reporting	579	38	6.56	14	14	25	7							
752800 - Early Vote Reporting	579	242	41.80	104	105	132	77							
752900 7529	289	7	2.42	*****										*****
752900 - Absentee Reporting	289	197	68.17	80	72	107	45							
752900 - Early Vote Reporting	289	22	7.61	10	10	14	5							
753200 7532	972	213	21.91	86	84	117	47							
753200 - Absentee Reporting	972	92	9.47	27	37	46	18							
753200 - Early Vote Reporting	972	525	54.01	237	213	307	149							
753600 7536	931	255	27.39	110	105	128	81							
753600 - Absentee Reporting	931	74	7.95	36	27	33	26							
753600 - Early Vote Reporting	931	416	44.68	175	182	227	137							

100038

November 6, 2012

100038		RENO-VERDI												
	Registration	Ballots Cast	Turnout (%)	JUSTICE OF THE PEACE, RENO-VERDI DEPT. 1 Lynch, Patricia A.	Shannon, Greg	JUSTICE OF THE PEACE, RENO-VERDI DEPT. Hascheff, Pierre A.	Waldron, Gemma Greene							
753700 7537	158	38	24.05	18	13	16	17							
753700 - Absentee Reporting	158	11	6.96	5	4	5	4							
753700 - Early Vote Reporting	158	54	34.18	30	16	28	17							
753900 7539	5	0	0.00	0	0	0	0							
753900 - Absentee Reporting	5	0	0.00	0	0	0	0							
753900 - Early Vote Reporting	5	5	100.00	***** Insufficient Turnout to Protect Voter Privacy *****										
754000 7540	363	125	34.44	55	46	61	37							
754000 - Absentee Reporting	363	29	7.99	11	9	12	8							
754000 - Early Vote Reporting	363	154	42.42	85	55	99	41							
754100 7541	1095	381	34.79	163	155	189	132							
754100 - Absentee Reporting	1095	81	7.40	35	25	37	26							
754100 - Early Vote Reporting	1095	377	34.43	196	121	193	117							
754300 7543	591	168	28.43	77	70	99	46							
754300 - Absentee Reporting	591	50	8.46	28	13	25	17							
754300 - Early Vote Reporting	591	223	37.73	109	81	112	73							
754400 7544	236	67	28.39	31	29	42	18							
754400 - Absentee Reporting	236	29	12.29	11	11	9	9							
754400 - Early Vote Reporting	236	88	37.29	41	41	57	26							
754600 7546	0	0	0.00	0	0	0	0							
754600 - Absentee Reporting	0	0	0.00	0	0	0	0							
754600 - Early Vote Reporting	0	0	0.00	0	0	0	0							
754700 7547	41	0	0.00	0	0	0	0							
754700 - Absentee Reporting	41	25	60.98	12	6	11	4							
754700 - Early Vote Reporting	41	3	7.32	***** Insufficient Turnout to Protect Voter Privacy *****										
754800 7548	7	1	14.29	***** Insufficient Turnout to Protect Voter Privacy *****										
754800 - Absentee Reporting	7	0	0.00	0	0	0	0							
754800 - Early Vote Reporting	7	2	28.57	***** Insufficient Turnout to Protect Voter Privacy *****										
754900 7549	2	0	0.00	0	0	0	0							
754900 - Absentee Reporting	2	2	100.00	***** Insufficient Turnout to Protect Voter Privacy *****										
754900 - Early Vote Reporting	2	0	0.00	0	0	0	0							
755200 7552	221	64	28.96	20	35	31	21							
755200 - Absentee Reporting	221	30	13.57	11	14	15	9							
755200 - Early Vote Reporting	221	95	42.99	30	53	61	20							
755300 7553	58	13	22.41	6	6	10	1							
755300 - Absentee Reporting	58	7	12.07	***** Insufficient Turnout to Protect Voter Privacy *****										
755300 - Early Vote Reporting	58	18	31.03	13	3	7	7							
755600 7556	12	4	33.33	***** Insufficient Turnout to Protect Voter Privacy *****										
755600 - Absentee Reporting	12	0	0.00	0	0	0	0							
755600 - Early Vote Reporting	12	3	25.00	***** Insufficient Turnout to Protect Voter Privacy *****										
755700 7557	874	269	30.78	119	102	133	77							
755700 - Absentee Reporting	874	67	7.67	31	23	34	20							
755700 - Early Vote Reporting	874	311	35.58	154	113	160	100							
755800 7558	2	2	100.00	***** Insufficient Turnout to Protect Voter Privacy *****										
755800 - Absentee Reporting	2	0	0.00	0	0	0	0							
755800 - Early Vote Reporting	2	0	0.00	0	0	0	0							
756600 7566	0	0	0.00	0	0	0	0							
756600 - Absentee Reporting	0	0	0.00	0	0	0	0							
756600 - Early Vote Reporting	0	0	0.00	0	0	0	0							
756700 7567	0	0	0.00	0	0	0	0							
756700 - Absentee Reporting	0	0	0.00	0	0	0	0							
756700 - Early Vote Reporting	0	0	0.00	0	0	0	0							
756900 7569	29	9	31.03	***** Insufficient Turnout to Protect Voter Privacy *****										
756900 - Absentee Reporting	29	3	10.34	***** Insufficient Turnout to Protect Voter Privacy *****										
756900 - Early Vote Reporting	29	11	37.93	3	6	4	5							
757000 7570	104	26	25.00	9	12	12	9							
757000 - Absentee Reporting	104	12	11.54	4	5	6	2							
757000 - Early Vote Reporting	104	37	35.58	23	13	21	15							
757100 7571	77	19	24.68	10	6	13	3							
757100 - Absentee Reporting	77	8	10.39	***** Insufficient Turnout to Protect Voter Privacy *****										
757100 - Early Vote Reporting	77	42	54.55	19	18	28	8							

105057

100038		RENO-VERDI															
		Registration	Ballots Cast	Turnout (%)	JUSTICE OF THE PEACE, RENO-VERDI DEPT. 1 Lynch, Patricia A. Shannon, Greg				JUSTICE OF THE PEACE, RENO-VERDI DEPT. Hascheff, Pierre A. Waldron, Gemma Greene								
757200	7572	23	1	4.35	*****				Insufficient Turnout to Protect Voter Privacy				*****		*****		
757200	Absentee Reporting	23	4	17.39	*****				Insufficient Turnout to Protect Voter Privacy				*****		*****		
757200	Early Vote Reporting	23	12	52.17	5	5			4	6							
757400	7574	0	0	0.00	0	0			0	0							
757400	Absentee Reporting	0	0	0.00	0	0			0	0							
757400	Early Vote Reporting	0	0	0.00	0	0			0	0							
757500	7575	9	3	33.33	*****				Insufficient Turnout to Protect Voter Privacy				*****		*****		
757500	Absentee Reporting	9	0	0.00	0	0			0	0							
757500	Early Vote Reporting	9	3	33.33	*****				Insufficient Turnout to Protect Voter Privacy				*****		*****		
758600	7586	247	61	24.70	28	28			39	16							
758600	Absentee Reporting	247	33	13.36	15	10			14	12							
758600	Early Vote Reporting	247	110	44.53	63	42			77	27							
758700	7587	16	0	0.00	0	0			0	0							
758700	Absentee Reporting	16	4	25.00	*****				Insufficient Turnout to Protect Voter Privacy				*****		*****		
758700	Early Vote Reporting	16	11	68.75	3	6			8	3							
810000	8100	854	191	22.37	92	71			130	41							
810000	Absentee Reporting	854	116	13.58	52	37			68	17							
810000	Early Vote Reporting	854	446	52.22	224	164			290	101							
810100	8101	15	4	26.67	*****				Insufficient Turnout to Protect Voter Privacy				*****		*****		
810100	Absentee Reporting	15	1	6.67	*****				Insufficient Turnout to Protect Voter Privacy				*****		*****		
810100	Early Vote Reporting	15	9	60.00	*****				Insufficient Turnout to Protect Voter Privacy				*****		*****		
810200	8102	36	11	30.56	4	5			7	2							
810200	Absentee Reporting	36	2	5.56	*****				Insufficient Turnout to Protect Voter Privacy				*****		*****		
810200	Early Vote Reporting	36	17	47.22	9	7			8	8							
810300	8103	693	77	11.11	32	26			53	6							
810300	Absentee Reporting	693	89	12.84	35	28			48	16							
810300	Early Vote Reporting	693	447	64.50	205	183			299	100							
811200	8112	39	4	10.26	*****				Insufficient Turnout to Protect Voter Privacy				*****		*****		
811200	Absentee Reporting	39	8	20.51	*****				Insufficient Turnout to Protect Voter Privacy				*****		*****		
811200	Early Vote Reporting	39	16	41.03	4	5			7	4							
811400	8114	31	8	25.81	*****				Insufficient Turnout to Protect Voter Privacy				*****		*****		
811400	Absentee Reporting	31	10	32.26	5	1			4	3							
811400	Early Vote Reporting	31	10	32.26	6	2			6	1							
811500	8115	3	1	33.33	*****				Insufficient Turnout to Protect Voter Privacy				*****		*****		
811500	Absentee Reporting	3	0	0.00	0	0			0	0							
811500	Early Vote Reporting	3	1	33.33	*****				Insufficient Turnout to Protect Voter Privacy				*****		*****		
811800	8118	16	2	12.50	*****				Insufficient Turnout to Protect Voter Privacy				*****		*****		
811800	Absentee Reporting	16	8	50.00	*****				Insufficient Turnout to Protect Voter Privacy				*****		*****		
811800	Early Vote Reporting	16	4	25.00	*****				Insufficient Turnout to Protect Voter Privacy				*****		*****		
812000	8120	18	3	16.67	*****				Insufficient Turnout to Protect Voter Privacy				*****		*****		
812000	Absentee Reporting	18	11	61.11	3	2			3	2							
812000	Early Vote Reporting	18	2	11.11	*****				Insufficient Turnout to Protect Voter Privacy				*****		*****		
812100	8121	1	0	0.00	0	0			0	0							
812100	Absentee Reporting	1	0	0.00	0	0			0	0							
812100	Early Vote Reporting	1	1	100.00	*****				Insufficient Turnout to Protect Voter Privacy				*****		*****		
812700	8127	1	0	0.00	0	0			0	0							
812700	Absentee Reporting	1	0	0.00	0	0			0	0							
812700	Early Vote Reporting	1	1	100.00	*****				Insufficient Turnout to Protect Voter Privacy				*****		*****		
812800	8128	10	0	0.00	0	0			0	0							
812800	Absentee Reporting	10	0	0.00	0	0			0	0							
812800	Early Vote Reporting	10	7	70.00	*****				Insufficient Turnout to Protect Voter Privacy				*****		*****		
812900	8129	54	7	12.96	*****				Insufficient Turnout to Protect Voter Privacy				*****		*****		
812900	Absentee Reporting	54	10	18.52	5	4			2	4							
812900	Early Vote Reporting	54	29	53.70	8	18			20	4							
813000	8130	2	0	0.00	0	0			0	0							
813000	Absentee Reporting	2	1	50.00	*****				Insufficient Turnout to Protect Voter Privacy				*****		*****		
813000	Early Vote Reporting	2	1	50.00	*****				Insufficient Turnout to Protect Voter Privacy				*****		*****		
820000	8200	788	189	23.98	88	74			115	43							
820000	Absentee Reporting	788	69	8.76	28	29			40	15							
820000	Early Vote Reporting	788	443	56.22	182	202			309	77							

1501-21

WASHOE COUNTY Statement of Vote
GENERAL ELECTION

100038		RENO-VERDI											
	Registration	Ballots Cast	Turnout (%)	JUSTICE OF THE PEACE, RENO-VERDI DEPT. 1 Lynch, Patricia A.	Shannon, Greg	JUSTICE OF THE PEACE, RENO-VERDI DEPT. Hascheff, Pierre A.	Waldron, Gemma Greene						157
820100 8201	368	143	38.86	58	67	90	37						
820100 - Absentee Reporting	368	26	7.07	13	11	11	12						
820100 - Early Vote Reporting	368	129	35.05	57	54	71	39						
820200 8202	1321	266	20.14	141	83	167	59						
820200 - Absentee Reporting	1321	118	8.93	57	36	62	29						
820200 - Early Vote Reporting	1321	767	58.06	415	266	461	212						
820300 8203	928	157	16.92	59	59	78	41						
820300 - Absentee Reporting	928	123	13.25	40	38	50	30						
820300 - Early Vote Reporting	928	502	54.09	216	186	267	145						
820400 8204	112	25	22.32	9	11	18	2						
820400 - Absentee Reporting	112	5	4.46	*****									
820400 - Early Vote Reporting	112	68	60.71	30	25	43	13						
820500 8205	1042	244	23.42	85	122	149	54						
820500 - Absentee Reporting	1042	113	10.84	37	43	63	18						
820500 - Early Vote Reporting	1042	595	57.10	242	254	328	159						
820600 8206	133	14	10.53	10	4	6	8						
820600 - Absentee Reporting	133	22	16.54	7	7	10	4						
820600 - Early Vote Reporting	133	78	58.65	23	34	40	15						
820700 8207	732	112	15.30	44	42	62	21						
820700 - Absentee Reporting	732	95	12.98	31	32	38	22						
820700 - Early Vote Reporting	732	427	58.33	159	180	231	106						
820800 8208	273	50	18.32	20	21	29	12						
820800 - Absentee Reporting	273	20	7.33	7	6	8	6						
820800 - Early Vote Reporting	273	171	62.64	82	70	114	38						
820900 8209	989	204	20.63	102	72	116	50						
820900 - Absentee Reporting	989	70	7.08	26	27	35	14						
820900 - Early Vote Reporting	989	583	58.95	290	201	345	150						
821000 8210	942	197	20.91	72	85	106	49						
821000 - Absentee Reporting	942	110	11.68	48	37	53	29						
821000 - Early Vote Reporting	942	463	49.15	227	159	237	147						
821100 8211	31	9	29.03	*****									
821100 - Absentee Reporting	31	5	16.13	*****									
821100 - Early Vote Reporting	31	10	32.26	5	4	5	2						
821200 8212	9	1	11.11	*****									
821200 - Absentee Reporting	9	0	0.00	0	0	0	0						
821200 - Early Vote Reporting	9	6	66.67	*****									
821300 8213	218	36	16.51	18	14	27	5						
821300 - Absentee Reporting	218	21	9.63	6	5	14	1						
821300 - Early Vote Reporting	218	133	61.01	53	60	100	21						
821400 8214	149	36	24.16	14	12	25	1						
821400 - Absentee Reporting	149	27	18.12	9	7	10	6						
821400 - Early Vote Reporting	149	67	44.97	28	25	46	10						
821500 8215	218	55	25.23	18	23	31	9						
821500 - Absentee Reporting	218	20	9.17	8	6	12	2						
821500 - Early Vote Reporting	218	116	53.21	61	38	67	31						
821600 8216	364	54	14.84	23	20	31	11						
821600 - Absentee Reporting	364	31	8.52	9	13	20	5						
821600 - Early Vote Reporting	364	232	63.74	110	79	142	52						
821700 8217	1004	155	15.44	71	58	98	32						
821700 - Absentee Reporting	1004	77	7.67	42	13	38	20						
821700 - Early Vote Reporting	1004	637	63.45	364	201	361	193						
821800 8218	7	1	14.29	*****									
821800 - Absentee Reporting	7	0	0.00	0	0	0	0						
821800 - Early Vote Reporting	7	5	71.43	*****									
821900 8219	337	148	43.92	72	52	80	42						
821900 - Absentee Reporting	337	41	12.17	19	9	17	10						
821900 - Early Vote Reporting	337	97	28.78	37	40	41	33						
822000 8220	756	302	39.95	120	128	161	85						
822000 - Absentee Reporting	756	70	9.26	14	28	32	8						
822000 - Early Vote Reporting	756	298	39.42	124	115	161	79						

100038

WASHOE COUNTY Statement of Vote
GENERAL ELECTION

100038		RENO-VERDI												
		Registration	Ballots Cast	Turnout (%)	JUSTICE OF THE PEACE, RENO-VERDI DEPT. 1 Lynch, Patricia A. Shannon, Greg		JUSTICE OF THE PEACE, RENO-VERDI DEPT. Hascheff, Pierre A. Waldron, Gemma Greene							
822100	8221	643	260	40.44	122	98	150	71						
822100	- Absentee Reporting	643	36	5.60	12	14	17	9						
822100	- Early Vote Reporting	643	245	38.10	123	93	134	80						
822200	8222	864	364	42.13	171	137	198	107						
822200	- Absentee Reporting	864	50	5.79	14	12	18	8						
822200	- Early Vote Reporting	864	314	36.34	150	122	173	101						
822300	8223	30	6	20.00	*****		Insufficient Turnout to Protect Voter Privacy		*****					
822300	- Absentee Reporting	30	3	10.00	*****		Insufficient Turnout to Protect Voter Privacy		*****					
822300	- Early Vote Reporting	30	15	50.00	7	4	9	1						
822600	8226	4	1	25.00	*****		Insufficient Turnout to Protect Voter Privacy		*****					
822600	- Absentee Reporting	4	0	0.00	0	0	0	0						
822600	- Early Vote Reporting	4	2	50.00	*****		Insufficient Turnout to Protect Voter Privacy		*****					
822700	8227	7	0	0.00	0	0	0	0						
822700	- Absentee Reporting	7	1	14.29	*****		Insufficient Turnout to Protect Voter Privacy		*****					
822700	- Early Vote Reporting	7	4	57.14	*****		Insufficient Turnout to Protect Voter Privacy		*****					
822800	8228	52	20	38.46	6	9	14	2						
822800	- Absentee Reporting	52	2	3.85	*****		Insufficient Turnout to Protect Voter Privacy		*****					
822800	- Early Vote Reporting	52	18	34.62	13	5	11	6						
822900	8229	2	0	0.00	0	0	0	0						
822900	- Absentee Reporting	2	0	0.00	0	0	0	0						
822900	- Early Vote Reporting	2	1	50.00	*****		Insufficient Turnout to Protect Voter Privacy		*****					
823000	8230	25	2	8.00	*****		Insufficient Turnout to Protect Voter Privacy		*****					
823000	- Absentee Reporting	25	3	12.00	*****		Insufficient Turnout to Protect Voter Privacy		*****					
823000	- Early Vote Reporting	25	16	64.00	10	3	8	5						
823100	8231	72	22	30.56	13	6	13	6						
823100	- Absentee Reporting	72	9	12.50	*****		Insufficient Turnout to Protect Voter Privacy		*****					
823100	- Early Vote Reporting	72	29	40.28	18	8	16	10						
823200	8232	28	5	17.86	*****		Insufficient Turnout to Protect Voter Privacy		*****					
823200	- Absentee Reporting	28	5	17.86	*****		Insufficient Turnout to Protect Voter Privacy		*****					
823200	- Early Vote Reporting	28	13	46.43	7	3	9	2						
823300	8233	782	196	25.06	89	62	118	41						
823300	- Absentee Reporting	782	48	6.14	15	22	22	12						
823300	- Early Vote Reporting	782	410	52.43	169	165	234	109						
823400	8234	116	16	13.79	8	3	7	5						
823400	- Absentee Reporting	116	16	13.79	11	5	12	4						
823400	- Early Vote Reporting	116	69	59.48	37	24	41	19						
823500	8235	184	30	16.30	8	17	21	3						
823500	- Absentee Reporting	184	25	13.59	16	4	15	7						
823500	- Early Vote Reporting	184	98	53.26	33	47	56	27						
823600	8236	1173	186	15.86	72	74	96	45						
823600	- Absentee Reporting	1173	182	15.52	58	71	78	51						
823600	- Early Vote Reporting	1173	669	57.03	266	258	341	178						
823700	8237	30	2	6.67	*****		Insufficient Turnout to Protect Voter Privacy		*****					
823700	- Absentee Reporting	30	2	6.67	*****		Insufficient Turnout to Protect Voter Privacy		*****					
823700	- Early Vote Reporting	30	20	66.67	6	5	9	3						
823800	8238	941	176	18.70	72	62	92	39						
823800	- Absentee Reporting	941	159	16.90	62	38	81	21						
823800	- Early Vote Reporting	941	502	53.35	231	173	293	116						
823900	8239	2	0	0.00	0	0	0	0						
823900	- Absentee Reporting	2	0	0.00	0	0	0	0						
823900	- Early Vote Reporting	2	0	0.00	0	0	0	0						
824000	8240	89	26	29.21	7	13	13	7						
824000	- Absentee Reporting	89	11	12.36	5	6	9	1						
824000	- Early Vote Reporting	89	41	46.07	16	14	17	11						
824100	8241	67	14	20.90	6	5	11	2						
824100	- Absentee Reporting	67	12	17.91	4	4	4	4						
824100	- Early Vote Reporting	67	34	50.75	17	14	24	9						
824400	8244	85	17	20.00	11	3	9	6						
824400	- Absentee Reporting	85	9	10.59	*****		Insufficient Turnout to Protect Voter Privacy		*****					
824400	- Early Vote Reporting	85	38	44.71	13	22	23	11						

101038

WASHOE COUNTY Statement of Vote
GENERAL ELECTION

100038		RENO-VERDI												
		Registration	Ballots Cast	Turnout (%)	JUSTICE OF THE PEACE, RENO-VERDI DEPT. 1 Lynch, Patricia A.	Shannon, Greg	JUSTICE OF THE PEACE, RENO-VERDI DEPT. Hascheff, Pierre A.	Waldron, Gemma Greene						
824500	8245	443	93	20.99	38	35	42	27						
824500	- Absentee Reporting	443	36	8.13	13	12	11	16						
824500	- Early Vote Reporting	443	212	47.86	110	73	123	65						
824700	8247	205	49	23.90	19	22	25	14						
824700	- Absentee Reporting	205	41	20.00	16	14	17	11						
824700	- Early Vote Reporting	205	94	45.85	44	32	60	19						
825000	8250	797	125	15.68	59	35	68	29						
825000	- Absentee Reporting	797	74	9.28	28	25	37	13						
825000	- Early Vote Reporting	797	468	58.72	222	166	268	110						
825100	8251	24	6	25.00	*****	*****	*****	*****						
825100	- Absentee Reporting	24	6	25.00	*****	*****	*****	*****						
825100	- Early Vote Reporting	24	10	41.67	4	3	6	2						
825200	8252	20	2	10.00	*****	*****	*****	*****						
825200	- Absentee Reporting	20	3	15.00	*****	*****	*****	*****						
825200	- Early Vote Reporting	20	11	55.00	4	3	6	1						
825300	8253	247	50	20.24	19	19	32	8						
825300	- Absentee Reporting	247	19	7.69	12	2	10	4						
825300	- Early Vote Reporting	247	148	59.92	63	57	95	28						
825400	8254	1255	263	20.96	120	96	145	63						
825400	- Absentee Reporting	1255	111	8.84	49	23	49	25						
825400	- Early Vote Reporting	1255	693	55.22	315	274	409	187						
825500	8255	15	2	13.33	*****	*****	*****	*****						
825500	- Absentee Reporting	15	0	0.00	0	0	0	0						
825500	- Early Vote Reporting	15	10	66.67	4	4	5	3						
825600	8256	565	124	21.95	66	43	56	51						
825600	- Absentee Reporting	565	41	7.26	14	9	13	10						
825600	- Early Vote Reporting	565	287	50.80	141	100	168	80						
825900	8259	0	0	0.00	0	0	0	0						
825900	- Absentee Reporting	0	0	0.00	0	0	0	0						
825900	- Early Vote Reporting	0	0	0.00	0	0	0	0						
826000	8260	0	0	0.00	0	0	0	0						
826000	- Absentee Reporting	0	0	0.00	0	0	0	0						
826000	- Early Vote Reporting	0	0	0.00	0	0	0	0						
826100	8261	19	5	26.32	*****	*****	*****	*****						
826100	- Absentee Reporting	19	4	21.05	*****	*****	*****	*****						
826100	- Early Vote Reporting	19	9	47.37	*****	*****	*****	*****						
826200	8262	180	38	21.11	25	9	14	20						
826200	- Absentee Reporting	180	13	7.22	9	3	9	2						
826200	- Early Vote Reporting	180	91	50.56	47	28	45	29						
826300	8263	729	130	17.83	59	42	70	33						
826300	- Absentee Reporting	729	93	12.76	30	34	52	16						
826300	- Early Vote Reporting	729	419	57.48	182	160	246	100						
826400	8264	274	103	37.59	46	35	55	27						
826400	- Absentee Reporting	274	24	8.76	9	5	7	8						
826400	- Early Vote Reporting	274	105	38.32	50	40	54	35						
826500	8265	2	2	100.00	*****	*****	*****	*****						
826500	- Absentee Reporting	2	0	0.00	0	0	0	0						
826500	- Early Vote Reporting	2	0	0.00	0	0	0	0						
826600	8266	1	0	0.00	0	0	0	0						
826600	- Absentee Reporting	1	0	0.00	0	0	0	0						
826600	- Early Vote Reporting	1	0	0.00	0	0	0	0						
826700	8267	2	0	0.00	0	0	0	0						
826700	- Absentee Reporting	2	0	0.00	0	0	0	0						
826700	- Early Vote Reporting	2	2	100.00	*****	*****	*****	*****						
826800	8268	4	0	0.00	0	0	0	0						
826800	- Absentee Reporting	4	1	25.00	*****	*****	*****	*****						
826800	- Early Vote Reporting	4	2	50.00	*****	*****	*****	*****						
827000	8270	366	93	25.41	39	35	54	24						
827000	- Absentee Reporting	366	20	5.46	8	4	10	4						
827000	- Early Vote Reporting	366	189	51.64	80	66	110	41						

100038

WASHOE COUNTY Statement of Vote
GENERAL ELECTION

November 6, 2012

100038			RENO-VERDI											
	Registration	Ballots Cast	Turnout (%)	JUSTICE OF THE PEACE, RENO-VERDI DEPT. 1 Lynch, Patricia A.	Shannon, Greg	JUSTICE OF THE PEACE, RENO-VERDI DEPT. Hascheff, Pierre A.	Waldron, Gemma Greene							
827100 8271	745	141	18.93	52	49	62	37							
827100 - Absentee Reporting	745	97	13.02	37	26	34	29							
827100 - Early Vote Reporting	745	421	56.51	198	147	239	103							
827300 8273	344	130	37.79	46	58	74	24							
827300 - Absentee Reporting	344	43	12.50	14	10	15	5							
827300 - Early Vote Reporting	344	108	31.40	46	40	51	36							
827400 8274	0	0	0.00	0	0	0	0							
827400 - Absentee Reporting	0	0	0.00	0	0	0	0							
827400 - Early Vote Reporting	0	0	0.00	0	0	0	0							
827500 8275	0	0	0.00	0	0	0	0							
827500 - Absentee Reporting	0	0	0.00	0	0	0	0							
827500 - Early Vote Reporting	0	0	0.00	0	0	0	0							
827600 8276	34	13	38.24	10	2	10	2							
827600 - Absentee Reporting	34	0	0.00	0	0	0	0							
827600 - Early Vote Reporting	34	12	35.29	4	8	11	1							
827700 8277	464	89	19.18	33	39	49	23							
827700 - Absentee Reporting	464	50	10.78	8	28	24	8							
827700 - Early Vote Reporting	464	259	55.82	113	96	159	57							
827800 8278	365	63	17.26	29	21	43	10							
827800 - Absentee Reporting	365	21	5.75	8	7	11	2							
827800 - Early Vote Reporting	365	243	66.58	120	71	123	65							
828100 8281	17	0	0.00	0	0	0	0							
828100 - Absentee Reporting	17	5	29.41	*****	*****	Insufficient Turnout to Protect Voter Privacy	*****							
828100 - Early Vote Reporting	17	11	64.71	2	7	5	4							
828700 8287	2	0	0.00	0	0	0	0							
828700 - Absentee Reporting	2	0	0.00	0	0	0	0							
828700 - Early Vote Reporting	2	2	100.00	*****	*****	Insufficient Turnout to Protect Voter Privacy	*****							
828900 8289	0	0	0.00	0	0	0	0							
828900 - Absentee Reporting	0	0	0.00	0	0	0	0							
828900 - Early Vote Reporting	0	0	0.00	0	0	0	0							
829000 8290	0	0	0.00	0	0	0	0							
829000 - Absentee Reporting	0	0	0.00	0	0	0	0							
829000 - Early Vote Reporting	0	0	0.00	0	0	0	0							
829100 8291	0	0	0.00	0	0	0	0							
829100 - Absentee Reporting	0	0	0.00	0	0	0	0							
829100 - Early Vote Reporting	0	0	0.00	0	0	0	0							
829200 8292	0	0	0.00	0	0	0	0							
829200 - Absentee Reporting	0	0	0.00	0	0	0	0							
829200 - Early Vote Reporting	0	0	0.00	0	0	0	0							
829300 8293	0	0	0.00	0	0	0	0							
829300 - Absentee Reporting	0	0	0.00	0	0	0	0							
829300 - Early Vote Reporting	0	0	0.00	0	0	0	0							
829400 8294	2	0	0.00	0	0	0	0							
829400 - Absentee Reporting	2	0	0.00	0	0	0	0							
829400 - Early Vote Reporting	2	2	100.00	*****	*****	Insufficient Turnout to Protect Voter Privacy	*****							
829500 8295	11	2	18.18	*****	*****	Insufficient Turnout to Protect Voter Privacy	*****							
829500 - Absentee Reporting	11	0	0.00	0	0	0	0							
829500 - Early Vote Reporting	11	5	45.45	*****	*****	Insufficient Turnout to Protect Voter Privacy	*****							
840000 8400	0	0	0.00	0	0	0	0							
840000 - Absentee Reporting	0	0	0.00	0	0	0	0							
840000 - Early Vote Reporting	0	0	0.00	0	0	0	0							
850000 8500	65	8	12.31	*****	*****	Insufficient Turnout to Protect Voter Privacy	*****							
850000 - Absentee Reporting	65	10	15.38	5	3	9	1							
850000 - Early Vote Reporting	65	35	53.85	17	13	24	7							
850200 8502	208	58	27.88	19	25	36	8							
850200 - Absentee Reporting	208	24	11.54	7	14	10	6							
850200 - Early Vote Reporting	208	95	45.67	39	47	55	27							
850500 8505	25	4	16.00	*****	*****	Insufficient Turnout to Protect Voter Privacy	*****							
850500 - Absentee Reporting	25	3	12.00	*****	*****	Insufficient Turnout to Protect Voter Privacy	*****							
850500 - Early Vote Reporting	25	11	44.00	4	2	5	1							

1A-1054

WASHOE COUNTY Statement of Vote
GENERAL ELECTION

100038	RENO-VERDI											
	Registration	Ballots Cast	Turnout (%)	JUSTICE OF THE PEACE, RENO-VERDI DEPT. 1 Lynch, Patricia A.	Shannon, Greg	JUSTICE OF THE PEACE, RENO-VERDI DEPT. Hascheff, Pierre A.	Waldron, Gemma C reene					
910300 - Absentee Reporting	0	0	0.00	0	0	0	0					
910700 - Absentee Reporting	0	0	0.00	0	0	0	0					
910900 - Absentee Reporting	0	0	0.00	0	0	0	0					
911400 - Absentee Reporting	0	0	0.00	0	0	0	0					
911500 - Absentee Reporting	0	0	0.00	0	0	0	0					
911700 - Absentee Reporting	0	0	0.00	0	0	0	0					
911800 - Absentee Reporting	0	0	0.00	0	0	0	0					
912000 - Absentee Reporting	0	0	0.00	0	0	0	0					
912200 - Absentee Reporting	0	0	0.00	0	0	0	0					
912300 - Absentee Reporting	0	0	0.00	0	0	0	0					
912400 - Absentee Reporting	0	0	0.00	0	0	0	0					
912500 - Absentee Reporting	0	0	0.00	0	0	0	0					
912600 - Absentee Reporting	0	0	0.00	0	0	0	0					
912800 - Absentee Reporting	0	0	0.00	0	0	0	0					
912900 - Absentee Reporting	0	0	0.00	0	0	0	0					
920200 - Absentee Reporting	0	0	0.00	0	0	0	0					
920500 - Absentee Reporting	0	0	0.00	0	0	0	0					
920700 - Absentee Reporting	0	0	0.00	0	0	0	0					
920800 - Absentee Reporting	0	0	0.00	0	0	0	0					
921000 - Absentee Reporting	0	0	0.00	0	0	0	0					
921100 - Absentee Reporting	0	0	0.00	0	0	0	0					
921200 - Absentee Reporting	0	0	0.00	0	0	0	0					
921400 - Absentee Reporting	0	0	0.00	0	0	0	0					
921500 - Absentee Reporting	0	0	0.00	0	0	0	0					
921800 - Absentee Reporting	0	0	0.00	0	0	0	0					
922100 - Absentee Reporting	0	0	0.00	0	0	0	0					
922200 - Absentee Reporting	0	0	0.00	0	0	0	0					
922300 - Absentee Reporting	0	0	0.00	0	0	0	0					
922400 - Absentee Reporting	0	0	0.00	0	0	0	0					
922700 - Absentee Reporting	0	0	0.00	0	0	0	0					
922800 - Absentee Reporting	0	0	0.00	0	0	0	0					
922900 - Absentee Reporting	0	0	0.00	0	0	0	0					
923000 - Absentee Reporting	0	0	0.00	0	0	0	0					
923100 - Absentee Reporting	0	0	0.00	0	0	0	0					
923200 - Absentee Reporting	0	0	0.00	0	0	0	0					
923300 - Absentee Reporting	0	0	0.00	0	0	0	0					
923400 - Absentee Reporting	0	0	0.00	0	0	0	0					
923500 - Absentee Reporting	0	0	0.00	0	0	0	0					
923600 - Absentee Reporting	0	0	0.00	0	0	0	0					
923700 - Absentee Reporting	0	0	0.00	0	0	0	0					
923900 - Absentee Reporting	0	0	0.00	0	0	0	0					
924000 - Absentee Reporting	0	0	0.00	0	0	0	0					
924300 - Absentee Reporting	0	0	0.00	0	0	0	0					
924400 - Absentee Reporting	0	0	0.00	0	0	0	0					
924500 - Absentee Reporting	0	0	0.00	0	0	0	0					
924600 - Absentee Reporting	0	0	0.00	0	0	0	0					
924700 - Absentee Reporting	0	0	0.00	0	0	0	0					
924900 - Absentee Reporting	0	0	0.00	0	0	0	0					
930300 - Absentee Reporting	0	0	0.00	0	0	0	0					
930700 - Absentee Reporting	0	0	0.00	0	0	0	0					
930800 - Absentee Reporting	0	0	0.00	0	0	0	0					
930900 - Absentee Reporting	0	0	0.00	0	0	0	0					
931100 - Absentee Reporting	0	0	0.00	0	0	0	0					
931200 - Absentee Reporting	0	0	0.00	0	0	0	0					
950700 - Absentee Reporting	0	0	0.00	0	0	0	0					
951300 - Absentee Reporting	0	0	0.00	0	0	0	0					
952000 - Absentee Reporting	0	0	0.00	0	0	0	0					
952300 - Absentee Reporting	0	0	0.00	0	0	0	0					
952700 - Absentee Reporting	0	0	0.00	0	0	0	0					
953000 - Absentee Reporting	0	0	0.00	0	0	0	0					

18-103-7

WASHOE COUNTY Statement of Vote
GENERAL ELECTION

100038	RENO-VERDI													
	Registration	Ballots Cast	Turnout (%)	JUSTICE OF THE PEACE, RENO-VERDI DEPT. 1 Lynch, Patricia A.	Shannon, Greg	JUSTICE OF THE PEACE, RENO-VERDI DEPT. Hascheff, Pierre A.	Waldron, Germa Greene							
953300 - Absentee Reporting	0	0	0.00	0	0	0	0							
953700 - Absentee Reporting	0	0	0.00	0	0	0	0							
953800 - Absentee Reporting	0	0	0.00	0	0	0	0							
954000 - Absentee Reporting	0	0	0.00	0	0	0	0							
954100 - Absentee Reporting	0	0	0.00	0	0	0	0							
954200 - Absentee Reporting	0	0	0.00	0	0	0	0							
954300 - Absentee Reporting	0	0	0.00	0	0	0	0							
954400 - Absentee Reporting	0	0	0.00	0	0	0	0							
954600 - Absentee Reporting	0	0	0.00	0	0	0	0							
955500 - Absentee Reporting	0	0	0.00	0	0	0	0							
955600 - Absentee Reporting	0	0	0.00	0	0	0	0							
Precinct Totals	163310	37105	22.72	16822	12837	19287	10277							
Absentee Reporting Totals	163310	13868	8.49	5947	4058	6355	3647							
Early Vote Reporting Totals	163310	75411	46.18	37377	24993	39908	22542							
Grand Totals	163310	126384	77.39	60146	41888	65550	36466							
UNITED STATES SENATOR	163310	126384	77.39	60146	41888	65550	36466							
DISTRICT 2	163310	126384	77.39	60146	41888	65550	36466							
Senate District 13	35955	24374	67.79	12668	6715	11406	7964							
Senate District 15	71472	57001	79.75	26930	19315	30462	15901							
24TH	30746	20581	66.94	10666	5555	9468	6754							
25TH	42720	35013	81.96	16034	12290	19232	9262							
26TH	36246	29832	82.30	13470	10367	15716	8097							
27TH	28752	21988	76.47	10896	7025	11230	6639							
30TH	5209	3793	72.82	2002	1160	1938	1210							
31ST	8134	5993	73.68	2986	2039	3094	1894							
32ND	4858	3635	74.83	1585	1428	1898	1061							
40TH	6645	5549	83.51	2507	2024	2974	1549							
1	49274	39478	80.12	19501	12579	21350	10917							
4	0	0	0.00	0	0	0	0							
RENO	124098	93640	75.46	45444	29636	47402	27769							
RENO-VERDI	163310	126384	77.39	60146	41888	65550	36466							

100038

November 6, 2012

140040		NONPARTISAN ASSEMBLY JOINT RESOLUTION NO. 5												
	Registration	Ballots Cast	Turnout (%)	YES	NO									
100000 1000	596	181	30.37	76	94									
100000 - Absentee Reporting	596	33	5.54	15	13									
100000 - Early Vote Reporting	596	301	50.50	146	133									
100200 1002	921	239	25.95	116	100									
100200 - Absentee Reporting	921	75	8.14	35	25									
100200 - Early Vote Reporting	921	257	27.90	143	95									
100300 1003	1404	360	25.64	183	143									
100300 - Absentee Reporting	1404	99	7.05	59	22									
100300 - Early Vote Reporting	1404	630	44.87	329	250									
100500 1005	0	0	0.00	0	0									
100500 - Absentee Reporting	0	0	0.00	0	0									
100500 - Early Vote Reporting	0	0	0.00	0	0									
100600 1006	393	96	24.43	36	53									
100600 - Absentee Reporting	393	49	12.47	27	15									
100600 - Early Vote Reporting	393	171	43.51	78	78									
100700 1007	1309	183	13.98	87	85									
100700 - Absentee Reporting	1309	122	9.32	66	39									
100700 - Early Vote Reporting	1309	793	60.58	392	345									
100800 1008	193	40	20.73	22	15									
100800 - Absentee Reporting	193	19	9.84	10	6									
100800 - Early Vote Reporting	193	83	43.01	49	27									
101000 1010	1197	287	23.98	132	136									
101000 - Absentee Reporting	1197	111	9.27	61	41									
101000 - Early Vote Reporting	1197	634	52.97	335	258									
101100 1011	1068	164	15.36	99	53									
101100 - Absentee Reporting	1068	53	4.96	28	15									
101100 - Early Vote Reporting	1068	417	39.04	257	118									
101200 1012	310	77	24.84	38	33									
101200 - Absentee Reporting	310	23	7.42	11	9									
101200 - Early Vote Reporting	310	119	38.39	59	48									
101400 1014	1198	254	21.20	102	133									
101400 - Absentee Reporting	1198	133	11.10	60	53									
101400 - Early Vote Reporting	1198	626	52.25	287	296									
101500 1015	52	11	21.15	7	1									
101500 - Absentee Reporting	52	6	11.54	*****	*****									
101500 - Early Vote Reporting	52	15	28.85	9	5									
101600 1016	1072	300	27.99	173	94									
101600 - Absentee Reporting	1072	71	6.62	34	21									
101600 - Early Vote Reporting	1072	350	32.65	206	117									
101800 1018	1024	278	27.15	144	109									
101800 - Absentee Reporting	1024	54	5.27	30	13									
101800 - Early Vote Reporting	1024	355	34.67	193	124									
102000 1020	1109	204	18.39	86	102									
102000 - Absentee Reporting	1109	119	10.73	55	45									
102000 - Early Vote Reporting	1109	655	59.06	307	320									
102100 1021	0	0	0.00	0	0									
102100 - Absentee Reporting	0	0	0.00	0	0									
102100 - Early Vote Reporting	0	0	0.00	0	0									
102200 1022	919	145	15.78	61	68									
102200 - Absentee Reporting	919	81	8.81	34	33									
102200 - Early Vote Reporting	919	583	63.44	309	249									
102300 1023	659	85	12.90	41	39									
102300 - Absentee Reporting	659	95	14.42	45	36									
102300 - Early Vote Reporting	659	406	61.61	180	198									
102400 1024	1365	220	16.12	96	110									
102400 - Absentee Reporting	1365	137	10.04	66	57									
102400 - Early Vote Reporting	1365	849	62.20	377	423									
102600 1026	767	150	19.56	67	68									
102600 - Absentee Reporting	767	74	9.65	36	31									
102600 - Early Vote Reporting	767	446	58.15	216	209									

101054

***** Insufficient Turnout to Protect Voter Privacy *****

WASHOE COUNTY Statement of Vote
GENERAL ELECTION

140040	NONPARTISAN ASSEMBLY JOINT RESOLUTION NO. 5													
	Registration	Ballots Cast	Turnout (%)		YES	NO								
102700 1027	392	66	16.84		34	29								
102700 - Absentee Reporting	392	60	15.31		34	14								
102700 - Early Vote Reporting	392	210	53.57		110	91								
102900 1029	1360	267	19.63		109	141								
102900 - Absentee Reporting	1360	121	8.90		58	52								
102900 - Early Vote Reporting	1360	777	57.13		398	338								
103100 1031	731	170	23.26		71	85								
103100 - Absentee Reporting	731	76	10.40		30	33								
103100 - Early Vote Reporting	731	394	53.90		176	196								
103200 1032	581	151	25.99		66	66								
103200 - Absentee Reporting	581	60	10.33		26	26								
103200 - Early Vote Reporting	581	297	51.12		124	156								
103300 1033	1012	235	23.22		105	112								
103300 - Absentee Reporting	1012	115	11.36		56	37								
103300 - Early Vote Reporting	1012	506	50.00		267	211								
103500 1035	490	155	31.63		79	64								
103500 - Absentee Reporting	490	21	4.29		9	7								
103500 - Early Vote Reporting	490	214	43.67		135	66								
103600 1036	619	131	21.16		74	50								
103600 - Absentee Reporting	619	46	7.43		26	11								
103600 - Early Vote Reporting	619	305	49.27		168	115								
103800 1038	465	134	28.82		62	59								
103800 - Absentee Reporting	465	39	8.39		19	13								
103800 - Early Vote Reporting	465	253	54.41		104	143								
103900 1039	690	104	15.07		62	36								
103900 - Absentee Reporting	690	56	8.12		29	19								
103900 - Early Vote Reporting	690	188	27.25		103	61								
104000 1040	1	0	0.00		0	0								
104000 - Absentee Reporting	1	0	0.00		0	0								
104000 - Early Vote Reporting	1	0	0.00		0	0								
104300 1043	869	169	19.45		102	57								
104300 - Absentee Reporting	869	70	8.06		34	20								
104300 - Early Vote Reporting	869	353	40.62		190	136								
104400 1044	1180	252	21.36		132	89								
104400 - Absentee Reporting	1180	85	7.20		40	33								
104400 - Early Vote Reporting	1180	528	44.75		276	221								
104500 1045	606	137	22.61		63	58								
104500 - Absentee Reporting	606	70	11.55		34	23								
104500 - Early Vote Reporting	606	200	33.00		110	72								
104600 1046	96	23	23.96		9	11								
104600 - Absentee Reporting	96	14	14.58		5	7								
104600 - Early Vote Reporting	96	42	43.75		17	21								
104700 1047	315	54	17.14		27	25								
104700 - Absentee Reporting	315	46	14.60		23	18								
104700 - Early Vote Reporting	315	190	60.32		74	111								
104900 1049	1	0	0.00		0	0								
104900 - Absentee Reporting	1	0	0.00		0	0								
104900 - Early Vote Reporting	1	0	0.00		0	0								
105000 1050	0	0	0.00		0	0								
105000 - Absentee Reporting	0	0	0.00		0	0								
105000 - Early Vote Reporting	0	0	0.00		0	0								
105100 1051	1	0	0.00		0	0								
105100 - Absentee Reporting	1	0	0.00		0	0								
105100 - Early Vote Reporting	1	0	0.00		0	0								
105300 1053	414	74	17.87		30	35								
105300 - Absentee Reporting	414	29	7.00		15	9								
105300 - Early Vote Reporting	414	246	59.42		126	106								
105500 1055	1077	227	21.08		109	96								
105500 - Absentee Reporting	1077	78	7.24		44	24								
105500 - Early Vote Reporting	1077	542	50.32		287	224								

1051-01

WASHOE COUNTY Statement of Vote
GENERAL ELECTION

November 6, 2012

NONPARTISAN ASSEMBLY JOINT RESOLUTION NO. 5

140040		Registration	Ballots Cast	Turnout (%)	YES	NO												
105600	1056	974	207	21.25	98	93												
105600	- Absentee Reporting	974	71	7.29	28	27												
105600	- Early Vote Reporting	974	502	51.54	254	216												
105700	1057	1282	295	23.01	150	123												
105700	- Absentee Reporting	1282	82	6.40	36	29												
105700	- Early Vote Reporting	1282	582	45.40	310	221												
105800	1058	2	0	0.00	0	0												
105800	- Absentee Reporting	2	2	100.00	*****	*****												
105800	- Early Vote Reporting	2	0	0.00	0	0												
105900	1059	0	0	0.00	0	0												
105900	- Absentee Reporting	0	0	0.00	0	0												
105900	- Early Vote Reporting	0	0	0.00	0	0												
106100	1061	0	0	0.00	0	0												
106100	- Absentee Reporting	0	0	0.00	0	0												
106100	- Early Vote Reporting	0	0	0.00	0	0												
200000	2000	407	89	21.87	47	35												
200000	- Absentee Reporting	407	28	6.88	17	9												
200000	- Early Vote Reporting	407	231	56.76	118	101												
200200	2002	0	0	0.00	0	0												
200200	- Absentee Reporting	0	0	0.00	0	0												
200200	- Early Vote Reporting	0	0	0.00	0	0												
200400	2004	877	138	15.74	86	41												
200400	- Absentee Reporting	877	59	6.73	32	19												
200400	- Early Vote Reporting	877	311	35.46	178	97												
200600	2006	909	231	25.41	108	117												
200600	- Absentee Reporting	909	106	11.66	43	48												
200600	- Early Vote Reporting	909	456	50.17	208	225												
200700	2007	72	9	12.50	*****	*****												
200700	- Absentee Reporting	72	5	6.94	*****	*****												
200700	- Early Vote Reporting	72	32	44.44	21	9												
200900	2009	335	42	12.54	29	12												
200900	- Absentee Reporting	335	23	6.87	14	5												
200900	- Early Vote Reporting	335	117	34.93	77	34												
201000	2010	228	94	41.23	40	36												
201000	- Absentee Reporting	228	34	14.91	14	11												
201000	- Early Vote Reporting	228	39	17.11	24	11												
201300	2013	376	72	19.15	33	36												
201300	- Absentee Reporting	376	53	14.10	28	14												
201300	- Early Vote Reporting	376	187	49.73	98	80												
201600	2016	462	124	26.84	53	63												
201600	- Absentee Reporting	462	74	16.02	31	35												
201600	- Early Vote Reporting	462	200	43.29	97	92												
201700	2017	728	131	17.99	66	60												
201700	- Absentee Reporting	728	80	10.99	38	21												
201700	- Early Vote Reporting	728	321	44.09	165	126												
201800	2018	1262	253	20.05	139	94												
201800	- Absentee Reporting	1262	78	6.18	28	28												
201800	- Early Vote Reporting	1262	638	50.55	350	245												
201900	2019	404	92	22.77	38	46												
201900	- Absentee Reporting	404	43	10.64	13	23												
201900	- Early Vote Reporting	404	217	53.71	98	101												
202000	2020	427	78	18.27	46	26												
202000	- Absentee Reporting	427	22	5.15	12	7												
202000	- Early Vote Reporting	427	158	37.00	83	63												
202100	2021	596	108	18.12	53	48												
202100	- Absentee Reporting	596	57	9.56	26	19												
202100	- Early Vote Reporting	596	329	55.20	149	159												
202200	2022	553	84	15.19	34	41												
202200	- Absentee Reporting	553	56	10.13	18	24												
202200	- Early Vote Reporting	553	320	57.87	121	180												

Insufficient Turnout to Protect Voter Privacy

Insufficient Turnout to Protect Voter Privacy

10-1-057

WASHOE COUNTY Statement of Vote
GENERAL ELECTION

November 6, 2012

NONPARTISAN ASSEMBLY JOINT RESOLUTION NO. 5

140040		Registration	Ballots Cast	Turnout (%)	YES	NO												
202300	2023	1059	242	22.85	137	80												
202300	- Absentee Reporting	1059	53	5.00	24	23												
202300	- Early Vote Reporting	1059	454	42.87	256	153												
202500	2025	479	66	13.78	27	35												
202500	- Absentee Reporting	479	74	15.45	35	27												
202500	- Early Vote Reporting	479	269	56.16	130	124												
202600	2026	330	82	24.85	44	28												
202600	- Absentee Reporting	330	26	7.88	15	6												
202600	- Early Vote Reporting	330	151	45.76	80	62												
202700	2027	550	91	16.55	47	40												
202700	- Absentee Reporting	550	74	13.45	31	32												
202700	- Early Vote Reporting	550	313	56.91	146	155												
202800	2028	822	163	19.83	79	67												
202800	- Absentee Reporting	822	109	13.26	55	35												
202800	- Early Vote Reporting	822	438	53.28	174	243												
202900	2029	646	111	17.18	58	46												
202900	- Absentee Reporting	646	76	11.76	40	27												
202900	- Early Vote Reporting	646	326	50.46	162	142												
203000	2030	576	124	21.53	67	48												
203000	- Absentee Reporting	576	52	9.03	33	14												
203000	- Early Vote Reporting	576	302	52.43	146	133												
203100	2031	1015	178	17.54	90	72												
203100	- Absentee Reporting	1015	138	13.60	67	57												
203100	- Early Vote Reporting	1015	562	55.37	284	243												
203200	2032	933	248	26.58	141	82												
203200	- Absentee Reporting	933	45	4.82	26	10												
203200	- Early Vote Reporting	933	342	36.66	199	115												
203300	2033	848	161	18.99	75	68												
203300	- Absentee Reporting	848	61	7.19	31	22												
203300	- Early Vote Reporting	848	489	57.67	262	199												
203400	2034	479	70	14.61	33	32												
203400	- Absentee Reporting	479	60	12.53	29	26												
203400	- Early Vote Reporting	479	286	59.71	99	172												
203500	2035	797	145	18.19	68	67												
203500	- Absentee Reporting	797	108	13.55	53	42												
203500	- Early Vote Reporting	797	403	50.56	163	210												
203600	2036	905	163	18.01	80	72												
203600	- Absentee Reporting	905	100	11.05	57	26												
203600	- Early Vote Reporting	905	490	54.14	233	231												
203700	2037	295	46	15.59	23	17												
203700	- Absentee Reporting	295	51	17.29	29	17												
203700	- Early Vote Reporting	295	166	56.27	74	80												
203900	2039	622	133	21.38	73	49												
203900	- Absentee Reporting	622	51	8.20	26	16												
203900	- Early Vote Reporting	622	223	35.85	127	75												
204000	2040	473	76	16.07	45	28												
204000	- Absentee Reporting	473	49	10.36	34	9												
204000	- Early Vote Reporting	473	253	53.49	131	111												
204100	2041	718	193	26.88	95	84												
204100	- Absentee Reporting	718	53	7.38	24	20												
204100	- Early Vote Reporting	718	349	48.61	184	150												
204200	2042	1173	285	24.30	141	123												
204200	- Absentee Reporting	1173	58	4.94	34	18												
204200	- Early Vote Reporting	1173	580	49.45	291	253												
204300	2043	2	0	0.00	0	0												
204300	- Absentee Reporting	2	0	0.00	0	0												
204300	- Early Vote Reporting	2	1	50.00	*****	*****												
204400	2044	13	5	38.46	*****	*****												
204400	- Absentee Reporting	13	2	15.38	*****	*****												
204400	- Early Vote Reporting	13	2	15.38	*****	*****												

1X-1037

Insufficient Turnout to Protect Voter Privacy *****
 Insufficient Turnout to Protect Voter Privacy *****
 Insufficient Turnout to Protect Voter Privacy *****
 Insufficient Turnout to Protect Voter Privacy *****

November 6, 2012

NONPARTISAN ASSEMBLY JOINT RESOLUTION NO. 5

140040

	Registration	Ballots Cast	Turnout (%)	YES	NO													
204500 2045	0	0	0.00	0	0													
204500 - Absentee Reporting	0	0	0.00	0	0													
204500 - Early Vote Reporting	0	0	0.00	0	0													
204600 2046	3	3	100.00			*****	Insufficient Turnout to Protect Voter Privacy	*****										
204600 - Absentee Reporting	3	0	0.00	0	0													
204600 - Early Vote Reporting	3	0	0.00	0	0													
204700 2047	1242	325	26.17	168	133													
204700 - Absentee Reporting	1242	68	5.48	39	20													
204700 - Early Vote Reporting	1242	663	53.38	350	261													
204800 2048	0	0	0.00	0	0													
204800 - Absentee Reporting	0	0	0.00	0	0													
204800 - Early Vote Reporting	0	0	0.00	0	0													
204900 2049	832	149	17.91	87	49													
204900 - Absentee Reporting	832	71	8.53	34	25													
204900 - Early Vote Reporting	832	356	42.79	193	125													
205000 2050	588	129	21.94	64	61													
205000 - Absentee Reporting	588	79	13.44	46	21													
205000 - Early Vote Reporting	588	309	52.55	156	139													
205100 2051	0	0	0.00	0	0													
205100 - Absentee Reporting	0	0	0.00	0	0													
205100 - Early Vote Reporting	0	0	0.00	0	0													
205300 2053	0	0	0.00	0	0													
205300 - Absentee Reporting	0	0	0.00	0	0													
205300 - Early Vote Reporting	0	0	0.00	0	0													
205400 2054	0	0	0.00	0	0													
205400 - Absentee Reporting	0	0	0.00	0	0													
205400 - Early Vote Reporting	0	0	0.00	0	0													
205500 2055	953	241	25.29	117	109													
205500 - Absentee Reporting	953	61	6.40	28	27													
205500 - Early Vote Reporting	953	519	54.46	241	243													
205700 2057	1	0	0.00	0	0													
205700 - Absentee Reporting	1	0	0.00	0	0													
205700 - Early Vote Reporting	1	0	0.00	0	0													
205800 2058	1446	405	28.01	191	182													
205800 - Absentee Reporting	1446	116	8.02	47	52													
205800 - Early Vote Reporting	1446	699	48.34	379	269													
205900 2059	225	46	20.44	22	19													
205900 - Absentee Reporting	225	25	11.11	16	7													
205900 - Early Vote Reporting	225	119	52.89	71	37													
206000 2060	0	0	0.00	0	0													
206000 - Absentee Reporting	0	0	0.00	0	0													
206000 - Early Vote Reporting	0	0	0.00	0	0													
206100 2061	0	0	0.00	0	0													
206100 - Absentee Reporting	0	0	0.00	0	0													
206100 - Early Vote Reporting	0	0	0.00	0	0													
206200 2062	0	0	0.00	0	0													
206200 - Absentee Reporting	0	0	0.00	0	0													
206200 - Early Vote Reporting	0	0	0.00	0	0													
206300 2063	4	0	0.00	0	0													
206300 - Absentee Reporting	4	1	25.00	*****	*****	Insufficient Turnout to Protect Voter Privacy	*****	*****										
206300 - Early Vote Reporting	4	3	75.00	*****	*****	Insufficient Turnout to Protect Voter Privacy	*****	*****										
206400 2064	0	0	0.00	0	0													
206400 - Absentee Reporting	0	0	0.00	0	0													
206400 - Early Vote Reporting	0	0	0.00	0	0													
206500 2065	4	3	75.00	*****	*****	Insufficient Turnout to Protect Voter Privacy	*****	*****										
206500 - Absentee Reporting	4	0	0.00	0	0													
206500 - Early Vote Reporting	4	0	0.00	0	0													
206600 2066	0	0	0.00	0	0													
206600 - Absentee Reporting	0	0	0.00	0	0													
206600 - Early Vote Reporting	0	0	0.00	0	0													

140040

WASHOE COUNTY Statement of Vote
GENERAL ELECTION

November 6, 2012

NONPARTISAN ASSEMBLY JOINT RESOLUTION NO. 5

140040

	Registration	Ballots Cast	Turnout (%)	YES	NO										
206700 2067	0	0	0.00	0	0										
206700 - Absentee Reporting	0	0	0.00	0	0										
206700 - Early Vote Reporting	0	0	0.00	0	0										
206800 2068	6	3	50.00	*****											
206800 - Absentee Reporting	6	1	16.67	*****											
206800 - Early Vote Reporting	6	1	16.67	*****											
206900 2069	2	2	100.00	*****											
206900 - Absentee Reporting	2	0	0.00	0	0										
206900 - Early Vote Reporting	2	0	0.00	0	0										
207000 2070	0	0	0.00	0	0										
207000 - Absentee Reporting	0	0	0.00	0	0										
207000 - Early Vote Reporting	0	0	0.00	0	0										
207200 2072	3	0	0.00	0	0										
207200 - Absentee Reporting	3	0	0.00	0	0										
207200 - Early Vote Reporting	3	3	100.00	*****											
207300 2073	2	0	0.00	0	0										
207300 - Absentee Reporting	2	1	50.00	*****											
207300 - Early Vote Reporting	2	1	50.00	*****											
207400 2074	0	0	0.00	0	0										
207400 - Absentee Reporting	0	0	0.00	0	0										
207400 - Early Vote Reporting	0	0	0.00	0	0										
207500 2075	28	7	25.00	*****											
207500 - Absentee Reporting	28	0	0.00	0	0										
207500 - Early Vote Reporting	28	19	67.86	8	11										
207600 2076	2	0	0.00	0	0										
207600 - Absentee Reporting	2	2	100.00	*****											
207600 - Early Vote Reporting	2	0	0.00	0	0										
207700 2077	2	1	50.00	*****											
207700 - Absentee Reporting	2	0	0.00	0	0										
207700 - Early Vote Reporting	2	1	50.00	*****											
207800 2078	0	0	0.00	0	0										
207800 - Absentee Reporting	0	0	0.00	0	0										
207800 - Early Vote Reporting	0	0	0.00	0	0										
207900 2079	2	0	0.00	0	0										
207900 - Absentee Reporting	2	0	0.00	0	0										
207900 - Early Vote Reporting	2	2	100.00	*****											
208000 2080	962	212	22.04	122	76										
208000 - Absentee Reporting	962	90	9.36	38	36										
208000 - Early Vote Reporting	962	434	45.11	241	158										
300100 3001	546	88	16.12	56	25										
300100 - Absentee Reporting	546	55	10.07	33	11										
300100 - Early Vote Reporting	546	184	33.70	109	63										
300200 3002	12	1	8.33	*****											
300200 - Absentee Reporting	12	3	25.00	*****											
300200 - Early Vote Reporting	12	5	41.67	*****											
300300 3003	3	0	0.00	0	0										
300300 - Absentee Reporting	3	3	100.00	*****											
300300 - Early Vote Reporting	3	0	0.00	0	0										
300400 3004	608	182	29.93	108	65										
300400 - Absentee Reporting	608	50	8.22	18	19										
300400 - Early Vote Reporting	608	235	38.65	136	82										
300500 3005	85	15	17.65	5	5										
300500 - Absentee Reporting	85	7	8.24	*****											
300500 - Early Vote Reporting	85	23	27.06	20	2										
300600 3006	66	6	9.09	*****											
300600 - Absentee Reporting	66	12	18.18	4	6										
300600 - Early Vote Reporting	66	37	56.06	23	10										
300700 3007	1087	237	21.80	140	74										
300700 - Absentee Reporting	1087	67	6.16	35	19										
300700 - Early Vote Reporting	1087	477	43.88	276	156										

Insufficient Turnout to Protect Voter Privacy
Insufficient Turnout to Protect Voter Privacy
Insufficient Turnout to Protect Voter Privacy
Insufficient Turnout to Protect Voter Privacy

Insufficient Turnout to Protect Voter Privacy

Insufficient Turnout to Protect Voter Privacy
Insufficient Turnout to Protect Voter Privacy

Insufficient Turnout to Protect Voter Privacy

Insufficient Turnout to Protect Voter Privacy

Insufficient Turnout to Protect Voter Privacy

Insufficient Turnout to Protect Voter Privacy

Insufficient Turnout to Protect Voter Privacy

Insufficient Turnout to Protect Voter Privacy
Insufficient Turnout to Protect Voter Privacy
Insufficient Turnout to Protect Voter Privacy

Insufficient Turnout to Protect Voter Privacy

Insufficient Turnout to Protect Voter Privacy

Insufficient Turnout to Protect Voter Privacy

10-10-12

WASHOE COUNTY Statement of Vote
GENERAL ELECTION

NONPARTISAN ASSEMBLY JOINT RESOLUTION NO. 5													
140040													
	Registration	Ballots Cast	Turnout (%)	YES	NO								
300800 3008	584	95	16.27	57	28								
300800 - Absentee Reporting	584	46	7.88	30	11								
300800 - Early Vote Reporting	584	197	33.73	113	66								
300900 3009	1308	267	20.41	141	98								
300900 - Absentee Reporting	1308	96	7.34	47	29								
300900 - Early Vote Reporting	1308	459	35.09	277	133								
301000 3010	1181	232	19.64	149	71								
301000 - Absentee Reporting	1181	90	7.62	44	30								
301000 - Early Vote Reporting	1181	466	39.46	261	166								
301100 3011	369	67	18.16	39	15								
301100 - Absentee Reporting	369	26	7.05	11	7								
301100 - Early Vote Reporting	369	116	31.44	64	33								
301200 3012	1026	209	20.37	102	82								
301200 - Absentee Reporting	1026	61	5.95	29	23								
301200 - Early Vote Reporting	1026	384	37.43	212	132								
301300 3013	7	0	0.00	0	0								
301300 - Absentee Reporting	7	3	42.86	*****									
301300 - Early Vote Reporting	7	2	28.57	*****									
301400 3014	83	18	21.69	10	5								
301400 - Absentee Reporting	83	8	9.64	*****									
301400 - Early Vote Reporting	83	35	42.17	21	10								
301500 3015	53	6	11.32	*****									
301500 - Absentee Reporting	53	0	0.00	0	0								
301500 - Early Vote Reporting	53	8	15.09	*****									
301600 3016	1155	307	26.58	181	100								
301600 - Absentee Reporting	1155	74	6.41	42	19								
301600 - Early Vote Reporting	1155	460	39.83	276	149								
301700 3017	1005	221	21.99	143	64								
301700 - Absentee Reporting	1005	92	9.15	55	24								
301700 - Early Vote Reporting	1005	402	40.00	248	109								
301800 3018	1000	211	21.10	123	75								
301800 - Absentee Reporting	1000	47	4.70	25	14								
301800 - Early Vote Reporting	1000	415	41.50	239	136								
301900 3019	713	111	15.57	67	33								
301900 - Absentee Reporting	713	40	5.61	22	7								
301900 - Early Vote Reporting	713	313	43.90	188	103								
302000 3020	582	106	18.21	63	37								
302000 - Absentee Reporting	582	28	4.81	12	10								
302000 - Early Vote Reporting	582	240	41.24	141	76								
302100 3021	14	3	21.43	*****									
302100 - Absentee Reporting	14	2	14.29	*****									
302100 - Early Vote Reporting	14	7	50.00	*****									
302200 3022	979	222	22.68	100	103								
302200 - Absentee Reporting	979	56	5.72	27	17								
302200 - Early Vote Reporting	979	486	49.64	261	196								
302300 3023	441	130	29.48	77	45								
302300 - Absentee Reporting	441	26	5.90	18	6								
302300 - Early Vote Reporting	441	141	31.97	85	43								
302400 3024	1105	172	15.57	88	76								
302400 - Absentee Reporting	1105	64	5.79	35	17								
302400 - Early Vote Reporting	1105	636	57.56	302	291								
302500 3025	5	0	0.00	0	0								
302500 - Absentee Reporting	5	0	0.00	0	0								
302500 - Early Vote Reporting	5	5	100.00	*****									
302600 3026	1303	205	15.73	105	80								
302600 - Absentee Reporting	1303	134	10.28	65	49								
302600 - Early Vote Reporting	1303	661	50.73	338	277								
302700 3027	12	3	25.00	*****									
302700 - Absentee Reporting	12	2	16.67	*****									
302700 - Early Vote Reporting	12	5	41.67	*****									

10-1057

NONPARTISAN ASSEMBLY JOINT RESOLUTION NO. 5													
140040													
	Registration	Ballots Cast	Turnout (%)	YES	NO								
302800 3028	298	82	27.52	41	34								
302800 - Absentee Reporting	298	8	2.68	*****									*****
302800 - Early Vote Reporting	298	119	39.93	85	27								
302900 3029	339	38	11.21	12	24								
302900 - Absentee Reporting	339	25	7.37	17	7								
302900 - Early Vote Reporting	339	204	60.18	99	99								
303000 3030	577	116	20.10	64	48								
303000 - Absentee Reporting	577	47	8.15	26	17								
303000 - Early Vote Reporting	577	294	50.95	153	129								
303100 3031	583	89	15.27	49	32								
303100 - Absentee Reporting	583	14	2.40	7	2								
303100 - Early Vote Reporting	583	262	44.94	155	93								
303200 3032	706	103	14.59	52	43								
303200 - Absentee Reporting	706	61	8.64	26	23								
303200 - Early Vote Reporting	706	427	60.48	211	193								
303300 3033	188	33	17.55	19	13								
303300 - Absentee Reporting	188	8	4.26	*****									*****
303300 - Early Vote Reporting	188	73	38.83	43	28								
303400 3034	0	0	0.00	0	0								
303400 - Absentee Reporting	0	0	0.00	0	0								
303400 - Early Vote Reporting	0	1	0.00	*****									*****
303500 3035	0	0	0.00	0	0								
303500 - Absentee Reporting	0	0	0.00	0	0								
303500 - Early Vote Reporting	0	0	0.00	0	0								
303600 3036	246	58	23.58	36	18								
303600 - Absentee Reporting	246	13	5.28	8	4								
303600 - Early Vote Reporting	246	84	34.15	45	30								
303800 3038	472	163	34.53	88	62								
303800 - Absentee Reporting	472	21	4.45	11	8								
303800 - Early Vote Reporting	472	212	44.92	115	89								
303900 3039	2	0	0.00	0	0								
303900 - Absentee Reporting	2	0	0.00	0	0								
303900 - Early Vote Reporting	2	2	100.00	*****									*****
304000 3040	482	88	18.26	56	26								
304000 - Absentee Reporting	482	27	5.60	13	8								
304000 - Early Vote Reporting	482	183	37.97	109	55								
400000 4000	788	162	20.56	98	54								
400000 - Absentee Reporting	788	37	4.70	23	7								
400000 - Early Vote Reporting	788	284	36.04	187	76								
400300 4003	834	195	23.38	100	77								
400300 - Absentee Reporting	834	78	9.35	39	29								
400300 - Early Vote Reporting	834	353	42.33	214	124								
400500 4005	536	112	20.90	58	44								
400500 - Absentee Reporting	536	41	7.65	15	20								
400500 - Early Vote Reporting	536	177	33.02	89	78								
400700 4007	16	4	25.00	*****									*****
400700 - Absentee Reporting	16	1	6.25	*****									*****
400700 - Early Vote Reporting	16	3	18.75	*****									*****
400800 4008	0	0	0.00	0	0								
400800 - Absentee Reporting	0	0	0.00	0	0								
400800 - Early Vote Reporting	0	0	0.00	0	0								
400900 4009	459	127	27.67	72	49								
400900 - Absentee Reporting	459	51	11.11	25	19								
400900 - Early Vote Reporting	459	163	35.51	82	75								
401200 4012	814	211	25.92	112	79								
401200 - Absentee Reporting	814	43	5.28	23	13								
401200 - Early Vote Reporting	814	286	35.14	155	109								
401400 4014	1055	201	19.05	90	90								
401400 - Absentee Reporting	1055	77	7.30	34	29								
401400 - Early Vote Reporting	1055	493	46.73	242	220								

181054

WASHOE COUNTY Statement of Vote
GENERAL ELECTION

140040		NONPARTISAN ASSEMBLY JOINT RESOLUTION NO. 5											
	Registration	Ballots Cast	Turnout (%)	YES	NO								
401500 4015	0	0	0.00	0	0								
401500 - Absentee Reporting	0	0	0.00	0	0								
401500 - Early Vote Reporting	0	0	0.00	0	0								
401600 4016	1209	291	24.07	147	112								
401600 - Absentee Reporting	1209	74	6.12	44	20								
401600 - Early Vote Reporting	1209	461	38.13	250	176								
401700 4017	1019	286	28.07	139	134								
401700 - Absentee Reporting	1019	47	4.61	27	12								
401700 - Early Vote Reporting	1019	355	34.84	188	147								
401800 4018	0	0	0.00	0	0								
401800 - Absentee Reporting	0	0	0.00	0	0								
401800 - Early Vote Reporting	0	0	0.00	0	0								
401900 4019	874	237	27.12	128	92								
401900 - Absentee Reporting	874	44	5.03	23	15								
401900 - Early Vote Reporting	874	283	32.38	140	121								
402000 4020	333	91	27.33	59	24								
402000 - Absentee Reporting	333	17	5.11	12	3								
402000 - Early Vote Reporting	333	116	34.83	63	42								
402100 4021	202	55	27.23	23	25								
402100 - Absentee Reporting	202	18	8.91	8	8								
402100 - Early Vote Reporting	202	90	44.55	43	42								
402200 4022	90	10	11.11	8	1								
402200 - Absentee Reporting	90	12	13.33	12	0								
402200 - Early Vote Reporting	90	51	56.67	30	18								
402300 4023	605	116	19.17	61	46								
402300 - Absentee Reporting	605	56	9.26	28	22								
402300 - Early Vote Reporting	605	271	44.79	160	93								
402400 4024	479	127	26.51	74	47								
402400 - Absentee Reporting	479	26	5.43	17	9								
402400 - Early Vote Reporting	479	177	36.95	100	63								
402500 4025	732	181	24.73	86	85								
402500 - Absentee Reporting	732	67	9.15	30	29								
402500 - Early Vote Reporting	732	280	38.25	134	132								
402600 4026	4	0	0.00	0	0								
402600 - Absentee Reporting	4	4	100.00	*****	*****								
402600 - Early Vote Reporting	4	1	25.00	*****	*****								
402800 4028	0	0	0.00	0	0								
402800 - Absentee Reporting	0	0	0.00	0	0								
402800 - Early Vote Reporting	0	0	0.00	0	0								
402900 4029	0	0	0.00	0	0								
402900 - Absentee Reporting	0	0	0.00	0	0								
402900 - Early Vote Reporting	0	0	0.00	0	0								
403200 4032	1155	326	28.23	162	138								
403200 - Absentee Reporting	1155	96	8.31	46	44								
403200 - Early Vote Reporting	1155	505	43.72	252	226								
403300 4033	1101	260	23.61	129	114								
403300 - Absentee Reporting	1101	96	8.72	49	28								
403300 - Early Vote Reporting	1101	544	49.41	246	273								
403500 4035	1381	375	27.15	205	147								
403500 - Absentee Reporting	1381	79	5.72	38	29								
403500 - Early Vote Reporting	1381	559	40.48	286	242								
403600 4036	705	172	24.40	99	59								
403600 - Absentee Reporting	705	40	5.67	21	15								
403600 - Early Vote Reporting	705	308	43.69	149	147								
403700 4037	1006	269	26.74	139	111								
403700 - Absentee Reporting	1006	68	6.76	38	21								
403700 - Early Vote Reporting	1006	418	41.55	238	158								
403800 4038	553	150	27.12	76	60								
403800 - Absentee Reporting	553	61	11.03	26	30								
403800 - Early Vote Reporting	553	217	39.24	109	89								

12-10-57

Insufficient Turnout to Protect Voter Privacy
Insufficient Turnout to Protect Voter Privacy

WASHOE COUNTY Statement of Vote
GENERAL ELECTION

140040		NONPARTISAN ASSEMBLY JOINT RESOLUTION NO. 5										
	Registration	Ballots Cast	Turnout (%)	YES	NO							
403900 4039	1231	337	27.38	189	119							
403900 - Absentee Reporting	1231	83	6.74	42	32							
403900 - Early Vote Reporting	1231	509	41.35	300	178							
404000 4040	1	0	0.00	0	0							
404000 - Absentee Reporting	1	0	0.00	0	0							
404000 - Early Vote Reporting	1	0	0.00	0	0							
404100 4041	1284	382	29.75	206	147							
404100 - Absentee Reporting	1284	64	4.98	29	25							
404100 - Early Vote Reporting	1284	455	35.44	221	208							
404200 4042	0	0	0.00	0	0							
404200 - Absentee Reporting	0	0	0.00	0	0							
404200 - Early Vote Reporting	0	0	0.00	0	0							
404300 4043	41	11	26.83	3	8							
404300 - Absentee Reporting	41	2	4.88	*****								
404300 - Early Vote Reporting	41	22	53.66	10	10							
404500 4045	729	179	24.55	95	61							
404500 - Absentee Reporting	729	22	3.02	11	8							
404500 - Early Vote Reporting	729	243	33.33	110	116							
404600 4046	77	13	16.88	7	5							
404600 - Absentee Reporting	77	3	3.90	*****								
404600 - Early Vote Reporting	77	25	32.47	19	6							
404700 4047	63	24	38.10	18	4							
404700 - Absentee Reporting	63	5	7.94	*****								
404700 - Early Vote Reporting	63	25	39.68	12	12							
405000 4050	0	0	0.00	0	0							
405000 - Absentee Reporting	0	0	0.00	0	0							
405000 - Early Vote Reporting	0	0	0.00	0	0							
405100 4051	0	0	0.00	0	0							
405100 - Absentee Reporting	0	0	0.00	0	0							
405100 - Early Vote Reporting	0	0	0.00	0	0							
405200 4052	0	0	0.00	0	0							
405200 - Absentee Reporting	0	0	0.00	0	0							
405200 - Early Vote Reporting	0	0	0.00	0	0							
405300 4053	1373	309	22.51	175	105							
405300 - Absentee Reporting	1373	46	3.35	26	15							
405300 - Early Vote Reporting	1373	473	34.45	306	137							
500000 5000	720	200	27.78	102	80							
500000 - Absentee Reporting	720	53	7.36	21	18							
500000 - Early Vote Reporting	720	306	42.50	167	120							
500300 5003	54	15	27.78	8	6							
500300 - Absentee Reporting	54	6	11.11	*****								
500300 - Early Vote Reporting	54	19	35.19	10	9							
500500 5005	1335	155	11.61	84	53							
500500 - Absentee Reporting	1335	94	7.04	44	30							
500500 - Early Vote Reporting	1335	288	21.57	163	93							
500600 5006	1197	351	29.32	151	162							
500600 - Absentee Reporting	1197	82	6.85	40	34							
500600 - Early Vote Reporting	1197	559	46.70	295	228							
500700 5007	75	15	20.00	5	9							
500700 - Absentee Reporting	75	11	14.67	6	2							
500700 - Early Vote Reporting	75	36	48.00	19	11							
500800 5008	681	164	24.08	92	64							
500800 - Absentee Reporting	681	51	7.49	26	11							
500800 - Early Vote Reporting	681	256	37.59	140	95							
500900 5009	705	184	26.10	88	76							
500900 - Absentee Reporting	705	33	4.68	14	11							
500900 - Early Vote Reporting	705	284	40.28	159	101							
501000 5010	1237	345	27.89	196	115							
501000 - Absentee Reporting	1237	47	3.80	21	11							
501000 - Early Vote Reporting	1237	435	35.17	267	125							

Insufficient Turnout to Protect Voter Privacy *****

Insufficient Turnout to Protect Voter Privacy *****

Insufficient Turnout to Protect Voter Privacy *****

Insufficient Turnout to Protect Voter Privacy *****

1071-01

WASHOE COUNTY Statement of Vote
GENERAL ELECTION

140040	NONPARTISAN ASSEMBLY JOINT RESOLUTION NO. 5													
	Registration	Ballots Cast	Turnout (%)		YES	NO								
501100 5011	870	191	21.95		109	69								
501100 - Absentee Reporting	870	70	8.05		39	18								
501100 - Early Vote Reporting	870	461	52.99		252	191								
501200 5012	470	106	22.55		59	37								
501200 - Absentee Reporting	470	35	7.45		16	12								
501200 - Early Vote Reporting	470	222	47.23		126	84								
501400 5014	774	139	17.96		78	52								
501400 - Absentee Reporting	774	58	7.49		33	15								
501400 - Early Vote Reporting	774	448	57.88		219	207								
501500 5015	0	0	0.00		0	0								
501500 - Absentee Reporting	0	0	0.00		0	0								
501500 - Early Vote Reporting	0	0	0.00		0	0								
501600 5016	1150	282	24.52		132	132								
501600 - Absentee Reporting	1150	113	9.83		59	40								
501600 - Early Vote Reporting	1150	480	41.74		247	205								
501800 5018	1015	244	24.04		125	104								
501800 - Absentee Reporting	1015	81	7.98		47	25								
501800 - Early Vote Reporting	1015	473	46.60		220	219								
502000 5020	306	48	15.69		25	16								
502000 - Absentee Reporting	306	36	11.76		18	11								
502000 - Early Vote Reporting	306	85	27.78		57	17								
502200 5022	958	273	28.50		146	110								
502200 - Absentee Reporting	958	62	6.47		33	14								
502200 - Early Vote Reporting	958	429	44.78		221	184								
502300 5023	0	0	0.00		0	0								
502300 - Absentee Reporting	0	0	0.00		0	0								
502300 - Early Vote Reporting	0	0	0.00		0	0								
502400 5024	1198	366	30.55		182	163								
502400 - Absentee Reporting	1198	91	7.60		45	33								
502400 - Early Vote Reporting	1198	452	37.73		259	168								
502600 5026	1117	252	22.56		135	105								
502600 - Absentee Reporting	1117	129	11.55		50	57								
502600 - Early Vote Reporting	1117	463	41.45		219	201								
502700 5027	1632	347	21.26		216	93								
502700 - Absentee Reporting	1632	35	2.14		17	10								
502700 - Early Vote Reporting	1632	626	38.36		421	160								
503000 5030	1260	290	23.02		150	114								
503000 - Absentee Reporting	1260	82	6.51		41	27								
503000 - Early Vote Reporting	1260	644	51.11		336	256								
503100 5031	12	2	16.67		*****	*****								
503100 - Absentee Reporting	12	0	0.00		0	0								
503100 - Early Vote Reporting	12	9	75.00		*****	*****								
503200 5032	445	93	20.90		41	43								
503200 - Absentee Reporting	445	27	6.07		13	8								
503200 - Early Vote Reporting	445	236	53.03		111	111								
503300 5033	816	219	26.84		108	97								
503300 - Absentee Reporting	816	60	7.35		27	26								
503300 - Early Vote Reporting	816	368	45.10		192	162								
503400 5034	866	186	21.48		101	67								
503400 - Absentee Reporting	866	74	8.55		40	26								
503400 - Early Vote Reporting	866	423	48.85		215	189								
503500 5035	1272	259	20.36		131	101								
503500 - Absentee Reporting	1272	100	7.86		56	29								
503500 - Early Vote Reporting	1272	606	47.64		330	223								
503600 5036	1287	270	20.98		136	113								
503600 - Absentee Reporting	1287	90	6.99		56	22								
503600 - Early Vote Reporting	1287	679	52.76		327	307								
503900 5039	45	15	33.33		6	7								
503900 - Absentee Reporting	45	5	11.11		*****	*****								
503900 - Early Vote Reporting	45	15	33.33		8	7								

101057

November 6, 2012

NONPARTISAN ASSEMBLY JOINT RESOLUTION NO. 5

140040

	Registration	Ballots Cast	Turnout (%)	YES	NO													
504000 5040	673	133	19.76	60	60													
504000 - Absentee Reporting	673	50	7.43	22	22													
504000 - Early Vote Reporting	673	387	57.50	195	162													
504100 5041	643	147	22.86	79	57													
504100 - Absentee Reporting	643	57	8.86	21	30													
504100 - Early Vote Reporting	643	333	51.79	158	147													
504500 5045	1356	297	21.90	154	110													
504500 - Absentee Reporting	1356	137	10.10	66	58													
504500 - Early Vote Reporting	1356	755	55.68	367	332													
504600 5046	1423	244	17.15	96	125													
504600 - Absentee Reporting	1423	249	17.50	122	92													
504600 - Early Vote Reporting	1423	829	58.26	418	356													
504700 5047	0	0	0.00	0	0													
504700 - Absentee Reporting	0	0	0.00	0	0													
504700 - Early Vote Reporting	0	0	0.00	0	0													
504800 5048	6	0	0.00	0	0													
504800 - Absentee Reporting	6	2	33.33	*****														
504800 - Early Vote Reporting	6	0	0.00	0	0													
504900 5049	0	0	0.00	0	0													
504900 - Absentee Reporting	0	0	0.00	0	0													
504900 - Early Vote Reporting	0	0	0.00	0	0													
505000 5050	0	0	0.00	0	0													
505000 - Absentee Reporting	0	0	0.00	0	0													
505000 - Early Vote Reporting	0	0	0.00	0	0													
505100 5051	0	0	0.00	0	0													
505100 - Absentee Reporting	0	0	0.00	0	0													
505100 - Early Vote Reporting	0	0	0.00	0	0													
505200 5052	0	0	0.00	0	0													
505200 - Absentee Reporting	0	0	0.00	0	0													
505200 - Early Vote Reporting	0	0	0.00	0	0													
505300 5053	20	2	10.00	*****														
505300 - Absentee Reporting	20	2	10.00	*****														
505300 - Early Vote Reporting	20	6	30.00	*****														
505400 5054	4	0	0.00	0	0													
505400 - Absentee Reporting	4	3	75.00	*****														
505400 - Early Vote Reporting	4	1	25.00	*****														
505600 5056	932	169	18.13	83	69													
505600 - Absentee Reporting	932	112	12.02	48	43													
505600 - Early Vote Reporting	932	357	38.30	207	131													
505800 5058	0	0	0.00	0	0													
505800 - Absentee Reporting	0	0	0.00	0	0													
505800 - Early Vote Reporting	0	0	0.00	0	0													
506100 5061	0	0	0.00	0	0													
506100 - Absentee Reporting	0	0	0.00	0	0													
506100 - Early Vote Reporting	0	1	0.00	*****														
506200 5062	1262	285	22.58	148	126													
506200 - Absentee Reporting	1262	114	9.03	51	49													
506200 - Early Vote Reporting	1262	609	48.26	297	282													
506300 5063	298	44	14.77	23	16													
506300 - Absentee Reporting	298	10	3.36	3	4													
506300 - Early Vote Reporting	298	95	31.88	55	29													
506400 5064	618	129	20.87	70	45													
506400 - Absentee Reporting	618	17	2.75	9	4													
506400 - Early Vote Reporting	618	199	32.20	130	53													
610000 6100	686	152	22.16	89	55													
610000 - Absentee Reporting	686	59	8.60	34	18													
610000 - Early Vote Reporting	686	269	39.21	144	106													
610100 6101	214	44	20.56	23	18													
610100 - Absentee Reporting	214	17	7.94	13	4													
610100 - Early Vote Reporting	214	62	28.97	39	16													

Insufficient Turnout to Protect Voter Privacy

Insufficient Turnout to Protect Voter Privacy
Insufficient Turnout to Protect Voter Privacy
Insufficient Turnout to Protect Voter Privacy

Insufficient Turnout to Protect Voter Privacy
Insufficient Turnout to Protect Voter Privacy

Insufficient Turnout to Protect Voter Privacy

12-1-12

WASHOE COUNTY Statement of Vote
GENERAL ELECTION

140040	NONPARTISAN ASSEMBLY JOINT RESOLUTION NO. 5														
	Registration	Ballots Cast	Turnout (%)	YES	NO										157
610200 6102	200	64	32.00	35	23										
610200 - Absentee Reporting	200	9	4.50	*****											
610200 - Early Vote Reporting	200	46	23.00	24	19										
610400 6104	0	0	0.00	0	0										
610400 - Absentee Reporting	0	0	0.00	0	0										
610400 - Early Vote Reporting	0	0	0.00	0	0										
610500 6105	334	100	29.94	55	38										
610500 - Absentee Reporting	334	17	5.09	8	8										
610500 - Early Vote Reporting	334	127	38.02	61	56										
610600 6106	524	128	24.43	57	61										
610600 - Absentee Reporting	524	32	6.11	18	13										
610600 - Early Vote Reporting	524	242	46.18	136	96										
610700 6107	161	28	17.39	20	3										
610700 - Absentee Reporting	161	14	8.70	4	7										
610700 - Early Vote Reporting	161	48	29.81	18	27										
610800 6108	1052	251	23.86	158	87										
610800 - Absentee Reporting	1052	55	5.23	32	13										
610800 - Early Vote Reporting	1052	400	38.02	202	171										
610900 6109	619	171	27.63	79	79										
610900 - Absentee Reporting	619	42	6.79	19	17										
610900 - Early Vote Reporting	619	267	43.13	128	126										
611000 6110	780	173	22.18	86	72										
611000 - Absentee Reporting	780	73	9.36	39	22										
611000 - Early Vote Reporting	780	326	41.79	175	126										
611100 6111	791	197	24.91	118	68										
611100 - Absentee Reporting	791	51	6.45	25	20										
611100 - Early Vote Reporting	791	287	36.28	158	111										
611300 6113	563	129	22.91	77	46										
611300 - Absentee Reporting	563	19	3.37	12	3										
611300 - Early Vote Reporting	563	251	44.58	126	101										
611400 6114	1099	225	20.47	126	87										
611400 - Absentee Reporting	1099	65	5.91	26	30										
611400 - Early Vote Reporting	1099	458	41.67	254	176										
611500 6115	33	4	12.12	*****											
611500 - Absentee Reporting	33	9	27.27	*****											
611500 - Early Vote Reporting	33	11	33.33	5	5										
620200 6202	1265	301	23.79	179	104										
620200 - Absentee Reporting	1265	94	7.43	37	45										
620200 - Early Vote Reporting	1265	561	44.35	344	190										
620300 6203	431	105	24.36	70	31										
620300 - Absentee Reporting	431	22	5.10	11	8										
620300 - Early Vote Reporting	431	177	41.07	110	56										
620500 6205	994	251	23.24	135	83										
620500 - Absentee Reporting	994	69	6.94	36	28										
620500 - Early Vote Reporting	994	427	42.96	259	145										
620600 6206	191	58	30.37	40	16										
620600 - Absentee Reporting	191	10	5.24	8	2										
620600 - Early Vote Reporting	191	44	23.04	23	20										
620700 6207	0	0	0.00	0	0										
620700 - Absentee Reporting	0	0	0.00	0	0										
620700 - Early Vote Reporting	0	0	0.00	0	0										
620800 6208	603	178	29.52	77	86										
620800 - Absentee Reporting	603	47	7.79	29	10										
620800 - Early Vote Reporting	603	247	40.96	107	114										
620900 6209	422	116	27.49	62	50										
620900 - Absentee Reporting	422	28	6.64	13	8										
620900 - Early Vote Reporting	422	186	44.08	103	71										
621000 6210	813	201	24.72	99	93										
621000 - Absentee Reporting	813	76	9.35	43	21										
621000 - Early Vote Reporting	813	342	42.07	180	141										

Insufficient Turnout to Protect Voter Privacy *****

Insufficient Turnout to Protect Voter Privacy *****
Insufficient Turnout to Protect Voter Privacy *****

10-10-37

WASHOE COUNTY Statement of Vote
GENERAL ELECTION

140040		NONPARTISAN ASSEMBLY JOINT RESOLUTION NO. 5												
		Registration	Ballots Cast	Turnout (%)		YES	NO							
621100	6211	1116	302	27.06		156	130							
621100	- Absentee Reporting	1116	62	5.56		29	21							
621100	- Early Vote Reporting	1116	527	47.22		301	205							
621200	6212	350	86	24.57		38	44							
621200	- Absentee Reporting	350	30	8.57		12	16							
621200	- Early Vote Reporting	350	162	46.29		69	88							
621300	6213	684	188	27.49		94	85							
621300	- Absentee Reporting	684	48	7.02		23	20							
621300	- Early Vote Reporting	684	277	40.50		128	131							
621400	6214	687	185	26.93		90	83							
621400	- Absentee Reporting	687	52	7.57		27	15							
621400	- Early Vote Reporting	687	327	47.60		159	152							
621600	6216	723	178	24.62		86	87							
621600	- Absentee Reporting	723	49	6.78		17	27							
621600	- Early Vote Reporting	723	339	46.89		163	163							
621700	6217	0	0	0.00		0	0							
621700	- Absentee Reporting	0	0	0.00		0	0							
621700	- Early Vote Reporting	0	0	0.00		0	0							
621800	6218	0	0	0.00		0	0							
621800	- Absentee Reporting	0	0	0.00		0	0							
621800	- Early Vote Reporting	0	0	0.00		0	0							
630000	6300	862	237	27.49		120	103							
630000	- Absentee Reporting	862	56	6.50		23	23							
630000	- Early Vote Reporting	862	410	47.56		215	173							
630100	6301	135	49	36.30		22	23							
630100	- Absentee Reporting	135	13	9.63		9	4							
630100	- Early Vote Reporting	135	59	43.70		26	31							
630200	6302	866	205	23.67		113	76							
630200	- Absentee Reporting	866	45	5.20		25	16							
630200	- Early Vote Reporting	866	351	40.53		193	138							
630300	6303	55	2	3.64		*****	*****							
630300	- Absentee Reporting	55	25	45.45		13	10							
630300	- Early Vote Reporting	55	13	23.64		8	4							
630400	6304	0	0	0.00		0	0							
630400	- Absentee Reporting	0	0	0.00		0	0							
630400	- Early Vote Reporting	0	0	0.00		0	0							
630600	6306	1000	206	20.60		100	84							
630600	- Absentee Reporting	1000	76	7.60		48	22							
630600	- Early Vote Reporting	1000	437	43.70		262	148							
630700	6307	1292	331	25.62		170	139							
630700	- Absentee Reporting	1292	101	7.82		55	39							
630700	- Early Vote Reporting	1292	609	47.14		307	265							
630800	6308	1110	195	17.57		95	90							
630800	- Absentee Reporting	1110	191	17.21		100	68							
630800	- Early Vote Reporting	1110	597	53.78		260	298							
631000	6310	717	168	23.43		77	79							
631000	- Absentee Reporting	717	57	7.95		25	20							
631000	- Early Vote Reporting	717	339	47.28		164	153							
631100	6311	846	225	26.60		121	91							
631100	- Absentee Reporting	846	53	6.26		31	16							
631100	- Early Vote Reporting	846	412	48.70		213	178							
631300	6313	1153	309	26.80		145	137							
631300	- Absentee Reporting	1153	87	7.55		35	36							
631300	- Early Vote Reporting	1153	535	46.40		256	245							
631400	6314	659	177	26.86		80	87							
631400	- Absentee Reporting	659	52	7.89		23	18							
631400	- Early Vote Reporting	659	276	41.88		148	116							
631700	6317	0	0	0.00		0	0							
631700	- Absentee Reporting	0	0	0.00		0	0							
631700	- Early Vote Reporting	0	0	0.00		0	0							

14-1057

***** Insufficient Turnout to Protect Voter Privacy *****

WASHOE COUNTY Statement of Vote
GENERAL ELECTION

NONPARTISAN ASSEMBLY JOINT RESOLUTION NO. 5													
140040													
	Registration	Ballots Cast	Turnout (%)		YES	NO							
631800 6318	104	28	26.92		14	13							
631800 - Absentee Reporting	104	9	8.65		*****								
631800 - Early Vote Reporting	104	40	38.46										
631900 6319	462	123	26.62		22	16							
631900 - Absentee Reporting	462	32	6.93		66	50							
631900 - Early Vote Reporting	462	254	54.98		110	130							
632000 6320	784	178	22.70		91	76							
632000 - Absentee Reporting	784	48	6.12		23	18							
632000 - Early Vote Reporting	784	400	51.02		210	171							
640000 6400	312	92	29.49		38	51							
640000 - Absentee Reporting	312	24	7.69		11	7							
640000 - Early Vote Reporting	312	132	42.31		68	59							
640300 6403	1344	292	21.73		126	152							
640300 - Absentee Reporting	1344	77	5.73		40	29							
640300 - Early Vote Reporting	1344	768	57.14		348	390							
640500 6405	885	143	16.16		60	72							
640500 - Absentee Reporting	885	65	7.34		23	32							
640500 - Early Vote Reporting	885	524	59.21		233	264							
640700 6407	690	129	18.70		52	71							
640700 - Absentee Reporting	690	50	7.25		22	27							
640700 - Early Vote Reporting	690	367	53.19		172	177							
641100 6411	992	197	19.86		82	99							
641100 - Absentee Reporting	992	81	8.17		39	34							
641100 - Early Vote Reporting	992	602	60.69		259	322							
641300 6413	1212	334	27.56		145	175							
641300 - Absentee Reporting	1212	104	8.58		40	56							
641300 - Early Vote Reporting	1212	606	50.00		301	287							
641500 6415	718	142	19.78		62	76							
641500 - Absentee Reporting	718	73	10.17		36	25							
641500 - Early Vote Reporting	718	410	57.10		187	204							
641600 6416	1301	272	20.91		115	140							
641600 - Absentee Reporting	1301	101	7.76		43	45							
641600 - Early Vote Reporting	1301	719	55.27		351	326							
641800 6418	1058	285	26.94		157	113							
641800 - Absentee Reporting	1058	60	5.67		26	24							
641800 - Early Vote Reporting	1058	559	52.84		254	280							
642200 6422	1298	273	21.03		125	131							
642200 - Absentee Reporting	1298	120	9.24		53	54							
642200 - Early Vote Reporting	1298	753	58.01		346	381							
642300 6423	642	166	25.86		69	90							
642300 - Absentee Reporting	642	40	6.23		19	16							
642300 - Early Vote Reporting	642	360	56.07		156	183							
642500 6425	1456	333	22.87		170	143							
642500 - Absentee Reporting	1456	93	6.39		41	40							
642500 - Early Vote Reporting	1456	768	52.75		387	328							
642700 6427	0	0	0.00		0	0							
642700 - Absentee Reporting	0	0	0.00		0	0							
642700 - Early Vote Reporting	0	0	0.00		0	0							
650000 6500	989	221	22.35		109	97							
650000 - Absentee Reporting	989	59	5.97		32	23							
650000 - Early Vote Reporting	989	535	54.10		255	260							
650100 6501	1335	301	22.55		139	139							
650100 - Absentee Reporting	1335	88	6.59		38	35							
650100 - Early Vote Reporting	1335	702	52.58		385	290							
650300 6503	10	1	10.00		*****								
650300 - Absentee Reporting	10	2	20.00		*****								
650300 - Early Vote Reporting	10	4	40.00		*****								
650800 6508	634	151	23.82		63	78							
650800 - Absentee Reporting	634	43	6.78		18	18							
650800 - Early Vote Reporting	634	353	55.68		163	177							

Insufficient Turnout to Protect Voter Privacy *****

Insufficient Turnout to Protect Voter Privacy *****
Insufficient Turnout to Protect Voter Privacy *****
Insufficient Turnout to Protect Voter Privacy *****

1A-11287

WASHOE COUNTY Statement of Vote
GENERAL ELECTION

140040	NONPARTISAN ASSEMBLY JOINT RESOLUTION NO. 5												
	Registration	Ballots Cast	Turnout (%)		YES	NO							
651100 6511	730	183	25.07		93	81							
651100 - Absentee Reporting	730	41	5.62		24	17							
651100 - Early Vote Reporting	730	339	46.44		143	174							
651300 6513	813	249	30.63		124	105							
651300 - Absentee Reporting	813	34	4.18		16	11							
651300 - Early Vote Reporting	813	339	41.70		166	159							
651400 6514	1083	316	29.18		163	133							
651400 - Absentee Reporting	1083	69	6.37		31	29							
651400 - Early Vote Reporting	1083	447	41.27		237	178							
651600 6516	1108	257	23.19		144	96							
651600 - Absentee Reporting	1108	61	5.51		35	18							
651600 - Early Vote Reporting	1108	575	51.90		322	224							
651900 6519	1380	357	25.87		190	156							
651900 - Absentee Reporting	1380	76	5.51		33	30							
651900 - Early Vote Reporting	1380	699	50.65		291	377							
652000 6520	529	135	25.52		73	55							
652000 - Absentee Reporting	529	28	5.29		10	11							
652000 - Early Vote Reporting	529	256	48.39		123	123							
652100 6521	352	43	12.22		21	22							
652100 - Absentee Reporting	352	19	5.40		9	7							
652100 - Early Vote Reporting	352	216	61.36		96	106							
652200 6522	405	74	18.27		33	36							
652200 - Absentee Reporting	405	43	10.62		23	17							
652200 - Early Vote Reporting	405	227	56.05		109	110							
652300 6523	0	0	0.00		0	0							
652300 - Absentee Reporting	0	0	0.00		0	0							
652300 - Early Vote Reporting	0	0	0.00		0	0							
652400 6524	894	216	24.16		109	91							
652400 - Absentee Reporting	894	65	7.27		35	23							
652400 - Early Vote Reporting	894	425	47.54		228	156							
652500 6525	119	25	21.01		16	8							
652500 - Absentee Reporting	119	2	1.68		*****	*****							
652500 - Early Vote Reporting	119	62	52.10		34	25							
652600 6526	534	117	21.91		55	54							
652600 - Absentee Reporting	534	54	10.11		31	15							
652600 - Early Vote Reporting	534	239	44.76		114	109							
652700 6527	0	0	0.00		0	0							
652700 - Absentee Reporting	0	0	0.00		0	0							
652700 - Early Vote Reporting	0	0	0.00		0	0							
652800 6528	0	0	0.00		0	0							
652800 - Absentee Reporting	0	0	0.00		0	0							
652800 - Early Vote Reporting	0	0	0.00		0	0							
652900 6529	0	0	0.00		0	0							
652900 - Absentee Reporting	0	0	0.00		0	0							
652900 - Early Vote Reporting	0	0	0.00		0	0							
710000 7100	11	2	18.18		*****	*****							
710000 - Absentee Reporting	11	0	0.00		0	0							
710000 - Early Vote Reporting	11	9	81.82		*****	*****							
730000 7300	219	66	30.14		44	18							
730000 - Absentee Reporting	219	8	3.65		*****	*****							
730000 - Early Vote Reporting	219	52	23.74		27	21							
730200 7302	4	1	25.00		*****	*****							
730200 - Absentee Reporting	4	0	0.00		0	0							
730200 - Early Vote Reporting	4	0	0.00		0	0							
730400 7304	461	125	27.11		63	52							
730400 - Absentee Reporting	461	25	5.42		13	10							
730400 - Early Vote Reporting	461	161	34.92		89	65							
730600 7306	84	36	42.86		17	18							
730600 - Absentee Reporting	84	10	11.90		6	4							
730600 - Early Vote Reporting	84	21	25.00		18	3							

WASHOE COUNTY Statement of Vote
GENERAL ELECTION

NONPARTISAN ASSEMBLY JOINT RESOLUTION NO. 5												
140040												
	Registration	Ballots Cast	Turnout (%)	YES	NO							
730700 7307	21	5	23.81	*****		Insufficient Turnout to Protect Voter Privacy	*****					
730700 - Absentee Reporting	21	1	4.76	*****		Insufficient Turnout to Protect Voter Privacy	*****					
730700 - Early Vote Reporting	21	12	57.14	8	4							
730800 7308	30	2	6.67	*****		Insufficient Turnout to Protect Voter Privacy	*****					
730800 - Absentee Reporting	30	12	40.00	6	6							
730800 - Early Vote Reporting	30	11	36.67	4	7							
730900 7309	9	1	11.11	*****		Insufficient Turnout to Protect Voter Privacy	*****					
730900 - Absentee Reporting	9	0	0.00	0	0							
730900 - Early Vote Reporting	9	7	77.78	*****		Insufficient Turnout to Protect Voter Privacy	*****					
731200 7312	713	180	25.25	93	78							
731200 - Absentee Reporting	713	43	6.03	21	17							
731200 - Early Vote Reporting	713	261	36.61	144	106							
731300 7313	230	60	26.09	30	27							
731300 - Absentee Reporting	230	13	5.65	5	8							
731300 - Early Vote Reporting	230	81	35.22	42	36							
731400 7314	697	164	23.53	84	75							
731400 - Absentee Reporting	697	32	4.59	14	14							
731400 - Early Vote Reporting	697	279	40.03	137	125							
731500 7315	5	2	40.00	*****		Insufficient Turnout to Protect Voter Privacy	*****					
731500 - Absentee Reporting	5	0	0.00	0	0							
731500 - Early Vote Reporting	5	0	0.00	0	0							
731600 7316	1014	242	23.87	127	108							
731600 - Absentee Reporting	1014	55	5.42	25	28							
731600 - Early Vote Reporting	1014	377	37.18	188	172							
731700 7317	3	1	33.33	*****		Insufficient Turnout to Protect Voter Privacy	*****					
731700 - Absentee Reporting	3	0	0.00	0	0							
731700 - Early Vote Reporting	3	1	33.33	*****		Insufficient Turnout to Protect Voter Privacy	*****					
731800 7318	124	29	23.39	18	10							
731800 - Absentee Reporting	124	8	6.45	*****		Insufficient Turnout to Protect Voter Privacy	*****					
731800 - Early Vote Reporting	124	49	39.52	21	23							
731900 7319	19	6	31.58	*****		Insufficient Turnout to Protect Voter Privacy	*****					
731900 - Absentee Reporting	19	0	0.00	0	0							
731900 - Early Vote Reporting	19	9	47.37	*****		Insufficient Turnout to Protect Voter Privacy	*****					
732000 7320	3	0	0.00	0	0							
732000 - Absentee Reporting	3	0	0.00	0	0							
732000 - Early Vote Reporting	3	2	66.67	*****		Insufficient Turnout to Protect Voter Privacy	*****					
732100 7321	1	0	0.00	0	0							
732100 - Absentee Reporting	1	0	0.00	0	0							
732100 - Early Vote Reporting	1	0	0.00	0	0							
740000 7400	7	0	0.00	0	0							
740000 - Absentee Reporting	7	6	85.71	*****		Insufficient Turnout to Protect Voter Privacy	*****					
740000 - Early Vote Reporting	7	0	0.00	0	0							
740200 7402	954	277	29.04	148	106							
740200 - Absentee Reporting	954	51	5.35	23	18							
740200 - Early Vote Reporting	954	376	39.41	190	173							
740300 7403	6	0	0.00	0	0							
740300 - Absentee Reporting	6	0	0.00	0	0							
740300 - Early Vote Reporting	6	2	33.33	*****		Insufficient Turnout to Protect Voter Privacy	*****					
740400 7404	49	13	26.53	3	9							
740400 - Absentee Reporting	49	5	10.20	*****		Insufficient Turnout to Protect Voter Privacy	*****					
740400 - Early Vote Reporting	49	24	48.98	9	11							
740600 7406	7	0	0.00	0	0							
740600 - Absentee Reporting	7	0	0.00	0	0							
740600 - Early Vote Reporting	7	4	57.14	*****		Insufficient Turnout to Protect Voter Privacy	*****					
740700 7407	945	258	27.30	129	119							
740700 - Absentee Reporting	945	62	6.56	24	28							
740700 - Early Vote Reporting	945	469	49.63	215	232							
740800 7408	424	105	24.76	53	45							
740800 - Absentee Reporting	424	52	12.26	20	25							
740800 - Early Vote Reporting	424	214	50.47	88	118							

10-10-57

WASHOE COUNTY Statement of Vote
GENERAL ELECTION

NONPARTISAN ASSEMBLY JOINT RESOLUTION NO. 5												
140040												
	Registration	Ballots Cast	Turnout (%)	YES	NO							
741000 7410	978	245	25.05	108	127							
741000 - Absentee Reporting	978	58	5.93	29	23							
741000 - Early Vote Reporting	978	476	48.67	222	233							
741200 7412	582	290	49.83	149	130							
741200 - Absentee Reporting	582	31	5.33	20	8							
741200 - Early Vote Reporting	582	70	12.03	32	36							
741300 7413	4	0	0.00	0	0							
741300 - Absentee Reporting	4	2	50.00	*****								
741300 - Early Vote Reporting	4	2	50.00	*****								
741400 7414	1410	321	22.77	141	157							
741400 - Absentee Reporting	1410	93	6.60	43	41							
741400 - Early Vote Reporting	1410	738	52.34	309	399							
741500 7415	1257	292	23.23	121	147							
741500 - Absentee Reporting	1257	145	11.54	77	48							
741500 - Early Vote Reporting	1257	592	47.10	259	307							
741600 7416	1035	245	23.67	96	135							
741600 - Absentee Reporting	1035	93	8.99	48	35							
741600 - Early Vote Reporting	1035	516	49.86	214	281							
741700 7417	537	99	18.44	38	57							
741700 - Absentee Reporting	537	46	8.57	16	22							
741700 - Early Vote Reporting	537	310	57.73	114	177							
741800 7418	1134	230	20.28	89	128							
741800 - Absentee Reporting	1134	72	6.35	38	27							
741800 - Early Vote Reporting	1134	685	60.41	247	407							
742400 7424	78	17	21.79	5	12							
742400 - Absentee Reporting	78	5	6.41	*****								
742400 - Early Vote Reporting	78	39	50.00	15	22							
742500 7425	956	235	24.58	98	125							
742500 - Absentee Reporting	956	69	7.22	26	41							
742500 - Early Vote Reporting	956	451	47.18	181	245							
742600 7426	26	4	15.38	*****								
742600 - Absentee Reporting	26	3	11.54	*****								
742600 - Early Vote Reporting	26	18	69.23	3	11							
742800 7428	3	0	0.00	0	0							
742800 - Absentee Reporting	3	0	0.00	0	0							
742800 - Early Vote Reporting	3	3	100.00	*****								
743000 7430	940	265	28.19	115	132							
743000 - Absentee Reporting	940	68	7.23	22	37							
743000 - Early Vote Reporting	940	475	50.53	207	240							
743100 7431	65	8	12.31	*****								
743100 - Absentee Reporting	65	5	7.69	*****								
743100 - Early Vote Reporting	65	47	72.31	17	30							
743300 7433	139	18	12.95	7	11							
743300 - Absentee Reporting	139	38	27.34	13	23							
743300 - Early Vote Reporting	139	63	45.32	31	28							
750000 7500	179	21	11.73	8	13							
750000 - Absentee Reporting	179	36	20.11	15	18							
750000 - Early Vote Reporting	179	97	54.19	50	44							
750100 7501	298	73	24.50	30	42							
750100 - Absentee Reporting	298	17	5.70	9	6							
750100 - Early Vote Reporting	298	147	49.33	73	72							
750200 7502	1123	303	26.98	164	121							
750200 - Absentee Reporting	1123	58	5.16	26	26							
750200 - Early Vote Reporting	1123	493	43.90	278	197							
750300 7503	39	11	28.21	7	3							
750300 - Absentee Reporting	39	2	5.13	*****								
750300 - Early Vote Reporting	39	18	46.15	9	6							
750400 7504	1124	288	25.62	133	136							
750400 - Absentee Reporting	1124	78	6.94	38	26							
750400 - Early Vote Reporting	1124	489	43.51	277	189							

Insufficient Turnout to Protect Voter Privacy *****

Insufficient Turnout to Protect Voter Privacy *****

Insufficient Turnout to Protect Voter Privacy *****

Insufficient Turnout to Protect Voter Privacy *****

Insufficient Turnout to Protect Voter Privacy *****

Insufficient Turnout to Protect Voter Privacy *****

Insufficient Turnout to Protect Voter Privacy *****

7501-01

WASHOE COUNTY Statement of Vote
GENERAL ELECTION

140040	NONPARTISAN ASSEMBLY JOINT RESOLUTION NO. 5													
	Registration	Ballots Cast	Turnout (%)		YES	NO								
750500 7505	316	75	23.73		44	28								
750500 - Absentee Reporting	316	28	8.86		10	16								
750500 - Early Vote Reporting	316	121	38.29		64	50								
750600 7506	506	129	25.49		40	84								
750600 - Absentee Reporting	506	52	10.28		12	36								
750600 - Early Vote Reporting	506	232	45.85		98	123								
750700 7507	293	107	36.52		41	62								
750700 - Absentee Reporting	293	15	5.12		6	7								
750700 - Early Vote Reporting	293	94	32.08		55	38								
750800 7508	86	42	48.84		26	14								
750800 - Absentee Reporting	86	6	6.98		*****									
750800 - Early Vote Reporting	86	18	20.93		7	10								
750900 7509	9	3	33.33		*****									
750900 - Absentee Reporting	9	1	11.11		*****									
750900 - Early Vote Reporting	9	3	33.33		*****									
751200 7512	100	18	18.00		8	10								
751200 - Absentee Reporting	100	9	9.00		*****									
751200 - Early Vote Reporting	100	59	59.00		25	28								
751300 7513	711	206	28.97		101	101								
751300 - Absentee Reporting	711	50	7.03		32	14								
751300 - Early Vote Reporting	711	246	34.60		132	104								
751400 7514	544	135	24.82		54	74								
751400 - Absentee Reporting	544	45	8.27		24	19								
751400 - Early Vote Reporting	544	184	33.82		93	82								
751600 7516	38	8	21.05		*****									
751600 - Absentee Reporting	38	5	13.16		*****									
751600 - Early Vote Reporting	38	17	44.74		6	10								
751700 7517	325	87	26.77		41	40								
751700 - Absentee Reporting	325	29	8.92		16	9								
751700 - Early Vote Reporting	325	138	42.46		70	63								
751800 7518	1	0	0.00		0	0								
751800 - Absentee Reporting	1	0	0.00		0	0								
751800 - Early Vote Reporting	1	0	0.00		0	0								
751900 7519	593	207	34.91		74	123								
751900 - Absentee Reporting	593	60	10.12		18	32								
751900 - Early Vote Reporting	593	236	39.80		102	124								
752000 7520	997	292	29.29		122	160								
752000 - Absentee Reporting	997	60	6.02		20	30								
752000 - Early Vote Reporting	997	398	39.92		186	198								
752100 7521	70	0	0.00		0	0								
752100 - Absentee Reporting	70	51	72.86		13	33								
752100 - Early Vote Reporting	70	1	1.43		*****									
752200 7522	100	0	0.00		0	0								
752200 - Absentee Reporting	100	80	80.00		38	36								
752200 - Early Vote Reporting	100	0	0.00		0	0								
752300 7523	1079	379	35.13		182	176								
752300 - Absentee Reporting	1079	76	7.04		34	30								
752300 - Early Vote Reporting	1079	415	38.46		188	214								
752400 7524	731	307	42.00		111	177								
752400 - Absentee Reporting	731	49	6.70		18	25								
752400 - Early Vote Reporting	731	251	34.34		109	134								
752500 7525	1148	324	28.22		140	166								
752500 - Absentee Reporting	1148	83	7.23		31	43								
752500 - Early Vote Reporting	1148	530	46.17		214	290								
752600 7526	928	257	27.69		105	124								
752600 - Absentee Reporting	928	71	7.65		28	33								
752600 - Early Vote Reporting	928	464	50.00		232	215								
752700 7527	474	127	26.79		51	70								
752700 - Absentee Reporting	474	35	7.38		21	11								
752700 - Early Vote Reporting	474	214	45.15		107	98								

Insufficient Turnout to Protect Voter Privacy *****

Insufficient Turnout to Protect Voter Privacy *****

Insufficient Turnout to Protect Voter Privacy *****

Insufficient Turnout to Protect Voter Privacy *****

Insufficient Turnout to Protect Voter Privacy *****

Insufficient Turnout to Protect Voter Privacy *****

Insufficient Turnout to Protect Voter Privacy *****

Insufficient Turnout to Protect Voter Privacy *****

Insufficient Turnout to Protect Voter Privacy *****

Insufficient Turnout to Protect Voter Privacy *****

10/10/12

November 6, 2012

NONPARTISAN ASSEMBLY JOINT RESOLUTION NO. 5

140040

	Registration	Ballots Cast	Turnout (%)	YES	NO															
752800 7528	579	142	24.53	61	70															
752800 - Absentee Reporting	579	38	6.56	14	21															
752800 - Early Vote Reporting	579	242	41.80	102	129															
752900 7529	289	7	2.42	*****																
752900 - Absentee Reporting	289	197	68.17	59	124															
752900 - Early Vote Reporting	289	22	7.61	14	8															
753100 7531	27	1	3.70	*****																
753100 - Absentee Reporting	27	12	44.44	8	3															
753100 - Early Vote Reporting	27	1	3.70	*****																
753200 7532	972	213	21.91	77	125															
753200 - Absentee Reporting	972	92	9.47	38	42															
753200 - Early Vote Reporting	972	525	54.01	232	257															
753300 7533	268	85	31.72	36	46															
753300 - Absentee Reporting	268	17	6.34	5	10															
753300 - Early Vote Reporting	268	78	29.10	38	37															
753400 7534	136	27	19.85	13	10															
753400 - Absentee Reporting	136	8	5.88	*****																
753400 - Early Vote Reporting	136	47	34.56	19	25															
753600 7536	931	255	27.39	125	112															
753600 - Absentee Reporting	931	74	7.95	34	37															
753600 - Early Vote Reporting	931	416	44.68	189	217															
753700 7537	158	38	24.05	23	10															
753700 - Absentee Reporting	158	11	6.96	8	2															
753700 - Early Vote Reporting	158	54	34.18	33	17															
753900 7539	5	0	0.00	0	0															
753900 - Absentee Reporting	5	0	0.00	0	0															
753900 - Early Vote Reporting	5	5	100.00	*****																
754000 7540	363	125	34.44	46	72															
754000 - Absentee Reporting	363	29	7.99	13	14															
754000 - Early Vote Reporting	363	154	42.42	66	85															
754100 7541	1095	381	34.79	161	200															
754100 - Absentee Reporting	1095	81	7.40	37	36															
754100 - Early Vote Reporting	1095	377	34.43	177	180															
754300 7543	591	168	28.43	65	97															
754300 - Absentee Reporting	591	50	8.46	27	20															
754300 - Early Vote Reporting	591	223	37.73	111	105															
754400 7544	236	67	28.39	32	32															
754400 - Absentee Reporting	236	29	12.29	11	17															
754400 - Early Vote Reporting	236	88	37.29	42	44															
754600 7546	0	0	0.00	0	0															
754600 - Absentee Reporting	0	0	0.00	0	0															
754600 - Early Vote Reporting	0	0	0.00	0	0															
754700 7547	41	0	0.00	0	0															
754700 - Absentee Reporting	41	25	60.98	10	11															
754700 - Early Vote Reporting	41	3	7.32	*****																
754800 7548	7	1	14.29	*****																
754800 - Absentee Reporting	7	0	0.00	0	0															
754800 - Early Vote Reporting	7	2	28.57	*****																
754900 7549	2	0	0.00	0	0															
754900 - Absentee Reporting	2	2	100.00	*****																
754900 - Early Vote Reporting	2	0	0.00	0	0															
755000 7550	28	6	21.43	*****																
755000 - Absentee Reporting	28	3	10.71	*****																
755000 - Early Vote Reporting	28	12	42.86	9	3															
755200 7552	221	64	28.96	24	39															
755200 - Absentee Reporting	221	30	13.57	12	15															
755200 - Early Vote Reporting	221	95	42.99	33	57															
755300 7553	58	13	22.41	6	7															
755300 - Absentee Reporting	58	7	12.07	*****																
755300 - Early Vote Reporting	58	18	31.03	6	11															

Insufficient Turnout to Protect Voter Privacy *****

Insufficient Turnout to Protect Voter Privacy *****

Insufficient Turnout to Protect Voter Privacy *****

Insufficient Turnout to Protect Voter Privacy *****

Insufficient Turnout to Protect Voter Privacy *****

Insufficient Turnout to Protect Voter Privacy *****

Insufficient Turnout to Protect Voter Privacy *****

Insufficient Turnout to Protect Voter Privacy *****

Insufficient Turnout to Protect Voter Privacy *****

Insufficient Turnout to Protect Voter Privacy *****

Insufficient Turnout to Protect Voter Privacy *****

Insufficient Turnout to Protect Voter Privacy *****

18-1037

November 6, 2012

140040		NONPARTISAN ASSEMBLY JOINT RESOLUTION NO. 5									
	Registration	Ballots Cast	Turnout (%)	YES	NO						
755600 7556	12	4	33.33	*****	*****	Insufficient Turnout to Protect Voter Privacy	*****				
755600 - Absentee Reporting	12	0	0.00	0	0						
755600 - Early Vote Reporting	12	3	25.00	*****	*****	Insufficient Turnout to Protect Voter Privacy	*****				
755700 7557	874	269	30.78	141	111						
755700 - Absentee Reporting	874	67	7.67	28	34						
755700 - Early Vote Reporting	874	311	35.58	138	156						
755800 7558	2	2	100.00	*****	*****	Insufficient Turnout to Protect Voter Privacy	*****				
755800 - Absentee Reporting	2	0	0.00	0	0						
755800 - Early Vote Reporting	2	0	0.00	0	0						
756200 7562	0	0	0.00	0	0						
756200 - Absentee Reporting	0	0	0.00	0	0						
756200 - Early Vote Reporting	0	0	0.00	0	0						
756300 7563	61	12	19.67	3	6						
756300 - Absentee Reporting	61	7	11.48	*****	*****	Insufficient Turnout to Protect Voter Privacy	*****				
756300 - Early Vote Reporting	61	21	34.43	8	12						
756500 7565	14	5	35.71	*****	*****	Insufficient Turnout to Protect Voter Privacy	*****				
756500 - Absentee Reporting	14	2	14.29	*****	*****	Insufficient Turnout to Protect Voter Privacy	*****				
756500 - Early Vote Reporting	14	7	50.00	*****	*****	Insufficient Turnout to Protect Voter Privacy	*****				
756600 7566	0	0	0.00	0	0						
756600 - Absentee Reporting	0	0	0.00	0	0						
756600 - Early Vote Reporting	0	0	0.00	0	0						
756700 7567	0	0	0.00	0	0						
756700 - Absentee Reporting	0	0	0.00	0	0						
756700 - Early Vote Reporting	0	0	0.00	0	0						
756900 7569	29	9	31.03	*****	*****	Insufficient Turnout to Protect Voter Privacy	*****				
756900 - Absentee Reporting	29	3	10.34	*****	*****	Insufficient Turnout to Protect Voter Privacy	*****				
756900 - Early Vote Reporting	29	11	37.93	5	6						
757000 7570	104	26	25.00	8	17						
757000 - Absentee Reporting	104	12	11.54	5	5						
757000 - Early Vote Reporting	104	37	35.58	20	17						
757100 7571	77	19	24.68	9	8						
757100 - Absentee Reporting	77	8	10.39	*****	*****	Insufficient Turnout to Protect Voter Privacy	*****				
757100 - Early Vote Reporting	77	42	54.55	21	18						
757200 7572	23	1	4.35	*****	*****	Insufficient Turnout to Protect Voter Privacy	*****				
757200 - Absentee Reporting	23	4	17.39	*****	*****	Insufficient Turnout to Protect Voter Privacy	*****				
757200 - Early Vote Reporting	23	12	52.17	7	5						
757300 7573	245	72	29.39	47	21						
757300 - Absentee Reporting	245	10	4.08	4	5						
757300 - Early Vote Reporting	245	77	31.43	40	28						
757400 7574	0	0	0.00	0	0						
757400 - Absentee Reporting	0	0	0.00	0	0						
757400 - Early Vote Reporting	0	0	0.00	0	0						
757500 7575	9	3	33.33	*****	*****	Insufficient Turnout to Protect Voter Privacy	*****				
757500 - Absentee Reporting	9	0	0.00	0	0						
757500 - Early Vote Reporting	9	3	33.33	*****	*****	Insufficient Turnout to Protect Voter Privacy	*****				
757600 7576	752	214	28.46	68	140						
757600 - Absentee Reporting	752	82	10.90	41	31						
757600 - Early Vote Reporting	752	318	42.29	133	173						
757700 7577	264	74	28.03	41	26						
757700 - Absentee Reporting	264	10	3.79	6	3						
757700 - Early Vote Reporting	264	113	42.80	53	47						
757800 7578	157	60	38.22	20	39						
757800 - Absentee Reporting	157	8	5.10	*****	*****	Insufficient Turnout to Protect Voter Privacy	*****				
757800 - Early Vote Reporting	157	60	38.22	23	37						
757900 7579	148	0	0.00	0	0						
757900 - Absentee Reporting	148	99	66.89	41	49						
757900 - Early Vote Reporting	148	4	2.70	*****	*****	Insufficient Turnout to Protect Voter Privacy	*****				
758000 7580	9	0	0.00	0	0						
758000 - Absentee Reporting	9	8	88.89	*****	*****	Insufficient Turnout to Protect Voter Privacy	*****				
758000 - Early Vote Reporting	9	0	0.00	0	0						

12-10-57

WASHOE COUNTY Statement of Vote
GENERAL ELECTION

140040		NONPARTISAN ASSEMBLY JOINT RESOLUTION NO. 5										
		Registration	Ballots Cast	Turnout (%)	YES	NO						
758100	7581	170	76	44.71	43	29						
758100	- Absentee Reporting	170	6	3.53	*****					Insufficient Turnout to Protect Voter Privacy	*****	
758100	- Early Vote Reporting	170	16	9.41	8	6						
758200	7582	20	6	30.00	*****					Insufficient Turnout to Protect Voter Privacy	*****	
758200	- Absentee Reporting	20	0	0.00	0	0						
758200	- Early Vote Reporting	20	9	45.00	*****					Insufficient Turnout to Protect Voter Privacy	*****	
758300	7583	2	2	100.00	*****					Insufficient Turnout to Protect Voter Privacy	*****	
758300	- Absentee Reporting	2	0	0.00	0	0						
758300	- Early Vote Reporting	2	0	0.00	0	0						
758400	7584	2	0	0.00	0	0						
758400	- Absentee Reporting	2	0	0.00	0	0						
758400	- Early Vote Reporting	2	2	100.00	*****					Insufficient Turnout to Protect Voter Privacy	*****	
758500	7585	1	0	0.00	0	0						
758500	- Absentee Reporting	1	0	0.00	0	0						
758500	- Early Vote Reporting	1	1	100.00	*****					Insufficient Turnout to Protect Voter Privacy	*****	
758600	7586	247	61	24.70	26	33						
758600	- Absentee Reporting	247	33	13.36	16	12						
758600	- Early Vote Reporting	247	110	44.53	44	64						
758700	7587	16	0	0.00	0	0						
758700	- Absentee Reporting	16	4	25.00	*****					Insufficient Turnout to Protect Voter Privacy	*****	
758700	- Early Vote Reporting	16	11	68.75	5	6						
758800	7588	30	5	16.67	*****					Insufficient Turnout to Protect Voter Privacy	*****	
758800	- Absentee Reporting	30	2	6.67	*****					Insufficient Turnout to Protect Voter Privacy	*****	
758800	- Early Vote Reporting	30	16	53.33	6	9						
758900	7589	10	4	40.00	*****					Insufficient Turnout to Protect Voter Privacy	*****	
758900	- Absentee Reporting	10	0	0.00	0	0						
758900	- Early Vote Reporting	10	0	0.00	0	0						
810000	8100	854	191	22.37	77	104						
810000	- Absentee Reporting	854	116	13.58	63	41						
810000	- Early Vote Reporting	854	446	52.22	189	235						
810100	8101	15	4	26.67	*****					Insufficient Turnout to Protect Voter Privacy	*****	
810100	- Absentee Reporting	15	1	6.67	*****					Insufficient Turnout to Protect Voter Privacy	*****	
810100	- Early Vote Reporting	15	9	60.00	*****					Insufficient Turnout to Protect Voter Privacy	*****	
810200	8102	36	11	30.56	8	1						
810200	- Absentee Reporting	36	2	5.56	*****					Insufficient Turnout to Protect Voter Privacy	*****	
810200	- Early Vote Reporting	36	17	47.22	4	12						
810300	8103	693	77	11.11	33	36						
810300	- Absentee Reporting	693	89	12.84	49	32						
810300	- Early Vote Reporting	693	447	64.50	210	222						
810400	8104	603	115	19.07	54	52						
810400	- Absentee Reporting	603	102	16.92	33	48						
810400	- Early Vote Reporting	603	244	40.46	75	156						
810500	8105	633	100	15.80	57	29						
810500	- Absentee Reporting	633	98	15.48	53	28						
810500	- Early Vote Reporting	633	302	47.71	142	140						
810600	8106	908	168	18.50	81	60						
810600	- Absentee Reporting	908	116	12.78	53	53						
810600	- Early Vote Reporting	908	436	48.02	188	225						
810700	8107	1103	210	19.04	100	77						
810700	- Absentee Reporting	1103	191	17.32	96	67						
810700	- Early Vote Reporting	1103	397	35.99	166	194						
810800	8108	905	163	18.01	70	78						
810800	- Absentee Reporting	905	156	17.24	77	53						
810800	- Early Vote Reporting	905	407	44.97	180	211						
810900	8109	1018	216	21.22	88	93						
810900	- Absentee Reporting	1018	151	14.83	65	65						
810900	- Early Vote Reporting	1018	404	39.69	180	191						
811000	8110	318	48	15.09	31	14						
811000	- Absentee Reporting	318	100	31.45	46	44						
811000	- Early Vote Reporting	318	97	30.50	34	54						

12-1057

WASHOE COUNTY Statement of Vote
GENERAL ELECTION

NONPARTISAN ASSEMBLY JOINT RESOLUTION NO. 5												
140040												
	Registration	Ballots Cast	Turnout (%)	YES	NO							
811100 8111	5	1	20.00	*****								
811100 - Absentee Reporting	5	0	0.00	0	0							
811100 - Early Vote Reporting	5	2	40.00	*****								
811200 8112	39	4	10.26	*****								
811200 - Absentee Reporting	39	8	20.51	*****								
811200 - Early Vote Reporting	39	16	41.03	8	7							
811400 8114	31	8	25.81	*****								
811400 - Absentee Reporting	31	10	32.26	5	5							
811400 - Early Vote Reporting	31	10	32.26	4	4							
811500 8115	3	1	33.33	*****								
811500 - Absentee Reporting	3	0	0.00	0	0							
811500 - Early Vote Reporting	3	1	33.33	*****								
811600 8116	963	180	18.69	87	68							
811600 - Absentee Reporting	963	114	11.84	41	49							
811600 - Early Vote Reporting	963	429	44.55	173	220							
811700 8117	804	138	17.16	72	46							
811700 - Absentee Reporting	804	155	19.28	80	56							
811700 - Early Vote Reporting	804	326	40.55	137	170							
811800 8118	16	2	12.50	*****								
811800 - Absentee Reporting	16	8	50.00	*****								
811800 - Early Vote Reporting	16	4	25.00	*****								
812000 8120	18	3	16.67	*****								
812000 - Absentee Reporting	18	11	61.11	6	3							
812000 - Early Vote Reporting	18	2	11.11	*****								
812100 8121	1	0	0.00	0	0							
812100 - Absentee Reporting	1	0	0.00	0	0							
812100 - Early Vote Reporting	1	1	100.00	*****								
812500 8125	3	0	0.00	0	0							
812500 - Absentee Reporting	3	0	0.00	0	0							
812500 - Early Vote Reporting	3	3	100.00	*****								
812600 8126	6	1	16.67	*****								
812600 - Absentee Reporting	6	2	33.33	*****								
812600 - Early Vote Reporting	6	3	50.00	*****								
812700 8127	1	0	0.00	0	0							
812700 - Absentee Reporting	1	0	0.00	0	0							
812700 - Early Vote Reporting	1	1	100.00	*****								
812800 8128	10	0	0.00	0	0							
812800 - Absentee Reporting	10	0	0.00	0	0							
812800 - Early Vote Reporting	10	7	70.00	*****								
812900 8129	54	7	12.96	*****								
812900 - Absentee Reporting	54	10	18.52	5	4							
812900 - Early Vote Reporting	54	29	53.70	15	12							
813000 8130	2	0	0.00	0	0							
813000 - Absentee Reporting	2	1	50.00	*****								
813000 - Early Vote Reporting	2	1	50.00	*****								
820000 8200	788	189	23.98	73	104							
820000 - Absentee Reporting	788	69	8.76	18	43							
820000 - Early Vote Reporting	788	443	56.22	169	256							
820100 8201	368	143	38.86	48	92							
820100 - Absentee Reporting	368	26	7.07	13	10							
820100 - Early Vote Reporting	368	129	35.05	50	75							
820200 8202	1321	266	20.14	106	143							
820200 - Absentee Reporting	1321	118	8.93	54	54							
820200 - Early Vote Reporting	1321	767	58.06	359	384							
820300 8203	928	157	16.92	82	69							
820300 - Absentee Reporting	928	123	13.25	57	55							
820300 - Early Vote Reporting	928	502	54.09	222	265							
820400 8204	112	25	22.32	11	13							
820400 - Absentee Reporting	112	5	4.46	*****								
820400 - Early Vote Reporting	112	68	60.71	23	43							

181054

140040		NONPARTISAN ASSEMBLY JOINT RESOLUTION NO. 5										
	Registration	Ballots Cast	Turnout (%)	YES	NO							
822700 8227	7	0	0.00	0	0							
822700 - Absentee Reporting	7	1	14.29	*****								
822700 - Early Vote Reporting	7	4	57.14	*****								
822800 8228	52	20	38.46	11	9							
822800 - Absentee Reporting	52	2	3.85	*****								
822800 - Early Vote Reporting	52	18	34.62	10	8							
822900 8229	2	0	0.00	0	0							
822900 - Absentee Reporting	2	0	0.00	0	0							
822900 - Early Vote Reporting	2	1	50.00	*****								
823000 8230	25	2	8.00	*****								
823000 - Absentee Reporting	25	3	12.00	*****								
823000 - Early Vote Reporting	25	16	64.00	4	9							
823100 8231	72	22	30.56	8	14							
823100 - Absentee Reporting	72	9	12.50	*****								
823100 - Early Vote Reporting	72	29	40.28	12	17							
823200 8232	28	5	17.86	*****								
823200 - Absentee Reporting	28	5	17.86	*****								
823200 - Early Vote Reporting	28	13	46.43	4	9							
823300 8233	782	196	25.06	94	90							
823300 - Absentee Reporting	782	48	6.14	23	18							
823300 - Early Vote Reporting	782	410	52.43	179	205							
823400 8234	116	16	13.79	10	6							
823400 - Absentee Reporting	116	16	13.79	10	5							
823400 - Early Vote Reporting	116	69	59.48	33	32							
823500 8235	184	30	16.30	9	18							
823500 - Absentee Reporting	184	25	13.59	13	9							
823500 - Early Vote Reporting	184	98	53.26	37	50							
823600 8236	1173	186	15.86	91	90							
823600 - Absentee Reporting	1173	182	15.52	82	75							
823600 - Early Vote Reporting	1173	669	57.03	261	376							
823700 8237	30	2	6.67	*****								
823700 - Absentee Reporting	30	2	6.67	*****								
823700 - Early Vote Reporting	30	20	66.67	7	12							
823800 8238	941	176	18.70	71	92							
823800 - Absentee Reporting	941	159	16.90	67	74							
823800 - Early Vote Reporting	941	502	53.35	225	252							
823900 8239	2	0	0.00	0	0							
823900 - Absentee Reporting	2	0	0.00	0	0							
823900 - Early Vote Reporting	2	0	0.00	0	0							
824000 8240	89	26	29.21	12	12							
824000 - Absentee Reporting	89	11	12.36	4	6							
824000 - Early Vote Reporting	89	41	46.07	22	14							
824100 8241	67	14	20.90	4	10							
824100 - Absentee Reporting	67	12	17.91	4	6							
824100 - Early Vote Reporting	67	34	50.75	7	27							
824400 8244	85	17	20.00	10	7							
824400 - Absentee Reporting	85	9	10.59	*****								
824400 - Early Vote Reporting	85	38	44.71	16	21							
824500 8245	443	93	20.99	44	39							
824500 - Absentee Reporting	443	36	8.13	11	19							
824500 - Early Vote Reporting	443	212	47.86	109	96							
824700 8247	205	49	23.90	20	27							
824700 - Absentee Reporting	205	41	20.00	21	18							
824700 - Early Vote Reporting	205	94	45.85	38	48							
825000 8250	797	125	15.68	47	69							
825000 - Absentee Reporting	797	74	9.28	42	27							
825000 - Early Vote Reporting	797	468	58.72	193	244							
825100 8251	24	6	25.00	*****								
825100 - Absentee Reporting	24	6	25.00	*****								
825100 - Early Vote Reporting	24	10	41.67	4	3							

1A-1097

WASHOE COUNTY Statement of Vote
GENERAL ELECTION

140040		NONPARTISAN ASSEMBLY JOINT RESOLUTION NO. 5										
	Registration	Ballots Cast	Turnout (%)	YES	NO							
825200 8252	20	2	10.00	*****								
825200 - Absentee Reporting	20	3	15.00	*****								
825200 - Early Vote Reporting	20	11	55.00									
825300 8253	247	50	20.24	3	8							
825300 - Absentee Reporting	247	19	7.69	20	27							
825300 - Early Vote Reporting	247	148	59.92	2	14							
825400 8254	1255	263	20.96	57	84							
825400 - Absentee Reporting	1255	111	8.84	136	114							
825400 - Early Vote Reporting	1255	693	55.22	53	46							
825500 8255	15	2	13.33	321	340							
825500 - Absentee Reporting	15	0	0.00	*****								
825500 - Early Vote Reporting	15	10	66.67									
825600 8256	565	124	21.95	0	0							
825600 - Absentee Reporting	565	41	7.26	6	3							
825600 - Early Vote Reporting	565	287	50.80	56	62							
825900 8259	0	0	0.00	13	21							
825900 - Absentee Reporting	0	0	0.00	0	0							
825900 - Early Vote Reporting	0	0	0.00	0	0							
826000 8260	0	0	0.00	0	0							
826000 - Absentee Reporting	0	0	0.00	0	0							
826000 - Early Vote Reporting	0	0	0.00	0	0							
826100 8261	19	5	26.32	108	167							
826100 - Absentee Reporting	19	4	21.05	*****								
826100 - Early Vote Reporting	19	9	47.37	*****								
826200 8262	180	38	21.11	*****								
826200 - Absentee Reporting	180	13	7.22	18	16							
826200 - Early Vote Reporting	180	91	50.56	3	9							
826300 8263	729	130	17.83	35	49							
826300 - Absentee Reporting	729	93	12.76	48	73							
826300 - Early Vote Reporting	729	419	57.48	49	35							
826400 8264	274	103	37.59	170	228							
826400 - Absentee Reporting	274	24	8.76	30	67							
826400 - Early Vote Reporting	274	105	38.32	9	15							
826500 8265	2	2	100.00	41	62							
826500 - Absentee Reporting	2	0	0.00	*****								
826500 - Early Vote Reporting	2	0	0.00	0	0							
826600 8266	1	0	0.00	0	0							
826600 - Absentee Reporting	1	0	0.00	0	0							
826600 - Early Vote Reporting	1	0	0.00	0	0							
826700 8267	2	0	0.00	0	0							
826700 - Absentee Reporting	2	0	0.00	0	0							
826700 - Early Vote Reporting	2	2	100.00	*****								
826800 8268	4	0	0.00	0	0							
826800 - Absentee Reporting	4	1	25.00	*****								
826800 - Early Vote Reporting	4	2	50.00	*****								
827000 8270	366	93	25.41	*****								
827000 - Absentee Reporting	366	20	5.46	40	48							
827000 - Early Vote Reporting	366	189	51.64	13	6							
827100 8271	745	141	18.93	100	81							
827100 - Absentee Reporting	745	97	13.02	64	67							
827100 - Early Vote Reporting	745	421	56.51	50	33							
827300 8273	344	130	37.79	144	264							
827300 - Absentee Reporting	344	43	12.50	44	77							
827300 - Early Vote Reporting	344	108	31.40	9	30							
827400 8274	0	0	0.00	45	56							
827400 - Absentee Reporting	0	0	0.00	0	0							
827400 - Early Vote Reporting	0	0	0.00	0	0							
827500 8275	0	0	0.00	0	0							
827500 - Absentee Reporting	0	0	0.00	0	0							
827500 - Early Vote Reporting	0	0	0.00	0	0							

181057

WASHOE COUNTY Statement of Vote
GENERAL ELECTION

NONPARTISAN ASSEMBLY JOINT RESOLUTION NO. 5												
140040												
	Registration	Ballots Cast	Turnout (%)	YES	NO							
827600 8276	34	13	38.24	6	7							
827600 - Absentee Reporting	34	0	0.00	0	0							
827600 - Early Vote Reporting	34	12	35.29	3	9							
827700 8277	464	89	19.18	41	42							
827700 - Absentee Reporting	464	50	10.78	20	26							
827700 - Early Vote Reporting	464	259	55.82	126	124							
827800 8278	365	63	17.26	21	36							
827800 - Absentee Reporting	365	21	5.75	8	8							
827800 - Early Vote Reporting	365	243	66.58	120	107							
828100 8281	17	0	0.00	0	0							
828100 - Absentee Reporting	17	5	29.41	*****			Insufficient Turnout to Protect Voter Privacy			*****		
828100 - Early Vote Reporting	17	11	64.71	6	5							
828700 8287	2	0	0.00	0	0							
828700 - Absentee Reporting	2	0	0.00	0	0							
828700 - Early Vote Reporting	2	2	100.00	*****			Insufficient Turnout to Protect Voter Privacy			*****		
828900 8289	0	0	0.00	0	0							
828900 - Absentee Reporting	0	0	0.00	0	0							
828900 - Early Vote Reporting	0	0	0.00	0	0							
829000 8290	0	0	0.00	0	0							
829000 - Absentee Reporting	0	0	0.00	0	0							
829000 - Early Vote Reporting	0	0	0.00	0	0							
829100 8291	0	0	0.00	0	0							
829100 - Absentee Reporting	0	0	0.00	0	0							
829100 - Early Vote Reporting	0	0	0.00	0	0							
829200 8292	0	0	0.00	0	0							
829200 - Absentee Reporting	0	0	0.00	0	0							
829200 - Early Vote Reporting	0	0	0.00	0	0							
829300 8293	0	0	0.00	0	0							
829300 - Absentee Reporting	0	0	0.00	0	0							
829300 - Early Vote Reporting	0	0	0.00	0	0							
829400 8294	2	0	0.00	0	0							
829400 - Absentee Reporting	2	0	0.00	0	0							
829400 - Early Vote Reporting	2	2	100.00	*****			Insufficient Turnout to Protect Voter Privacy			*****		
829500 8295	11	2	18.18	*****			Insufficient Turnout to Protect Voter Privacy			*****		
829500 - Absentee Reporting	11	0	0.00	0	0							
829500 - Early Vote Reporting	11	5	45.45	*****			Insufficient Turnout to Protect Voter Privacy			*****		
840000 8400	0	0	0.00	0	0							
840000 - Absentee Reporting	0	0	0.00	0	0							
840000 - Early Vote Reporting	0	0	0.00	0	0							
850000 8500	65	8	12.31	*****			Insufficient Turnout to Protect Voter Privacy			*****		
850000 - Absentee Reporting	65	10	15.38	0	10							
850000 - Early Vote Reporting	65	35	53.85	4	29							
850200 8502	208	58	27.88	25	31							
850200 - Absentee Reporting	208	24	11.54	4	18							
850200 - Early Vote Reporting	208	95	45.67	39	54							
850500 8505	25	4	16.00	*****			Insufficient Turnout to Protect Voter Privacy			*****		
850500 - Absentee Reporting	25	3	12.00	*****			Insufficient Turnout to Protect Voter Privacy			*****		
850500 - Early Vote Reporting	25	11	44.00	2	7							
910100 - Absentee Reporting	0	0	0.00	0	0							
910200 - Absentee Reporting	0	0	0.00	0	0							
910300 - Absentee Reporting	0	0	0.00	0	0							
910600 - Absentee Reporting	0	0	0.00	0	0							
910700 - Absentee Reporting	0	0	0.00	0	0							
910900 - Absentee Reporting	0	0	0.00	0	0							
911400 - Absentee Reporting	0	0	0.00	0	0							
911500 - Absentee Reporting	0	0	0.00	0	0							
911600 - Absentee Reporting	0	0	0.00	0	0							
911700 - Absentee Reporting	0	0	0.00	0	0							
911800 - Absentee Reporting	0	0	0.00	0	0							
912000 - Absentee Reporting	0	0	0.00	0	0							

18-1037

WASHOE COUNTY Statement of Vote
GENERAL ELECTION

140040	NONPARTISAN ASSEMBLY JOINT RESOLUTION NO. 5													
	Registration	Ballots Cast	Turnout (%)		YES	NO								
912100 - Absentee Reporting	0	0	0.00		0	0								
912200 - Absentee Reporting	0	0	0.00		0	0								
912300 - Absentee Reporting	0	0	0.00		0	0								
912400 - Absentee Reporting	0	0	0.00		0	0								
912500 - Absentee Reporting	0	0	0.00		0	0								
912600 - Absentee Reporting	0	0	0.00		0	0								
912800 - Absentee Reporting	0	0	0.00		0	0								
912900 - Absentee Reporting	0	0	0.00		0	0								
920200 - Absentee Reporting	0	0	0.00		0	0								
920500 - Absentee Reporting	0	0	0.00		0	0								
920700 - Absentee Reporting	0	0	0.00		0	0								
920800 - Absentee Reporting	0	0	0.00		0	0								
921000 - Absentee Reporting	0	0	0.00		0	0								
921100 - Absentee Reporting	0	0	0.00		0	0								
921200 - Absentee Reporting	0	0	0.00		0	0								
921400 - Absentee Reporting	0	0	0.00		0	0								
921500 - Absentee Reporting	0	0	0.00		0	0								
921800 - Absentee Reporting	0	0	0.00		0	0								
922100 - Absentee Reporting	0	0	0.00		0	0								
922200 - Absentee Reporting	0	0	0.00		0	0								
922300 - Absentee Reporting	0	0	0.00		0	0								
922400 - Absentee Reporting	0	0	0.00		0	0								
922700 - Absentee Reporting	0	0	0.00		0	0								
922800 - Absentee Reporting	0	0	0.00		0	0								
922900 - Absentee Reporting	0	0	0.00		0	0								
923000 - Absentee Reporting	0	0	0.00		0	0								
923100 - Absentee Reporting	0	0	0.00		0	0								
923200 - Absentee Reporting	0	0	0.00		0	0								
923300 - Absentee Reporting	0	0	0.00		0	0								
923400 - Absentee Reporting	0	0	0.00		0	0								
923500 - Absentee Reporting	0	0	0.00		0	0								
923600 - Absentee Reporting	0	0	0.00		0	0								
923700 - Absentee Reporting	0	0	0.00		0	0								
923900 - Absentee Reporting	0	0	0.00		0	0								
924000 - Absentee Reporting	0	0	0.00		0	0								
924300 - Absentee Reporting	0	0	0.00		0	0								
924400 - Absentee Reporting	0	0	0.00		0	0								
924500 - Absentee Reporting	0	0	0.00		0	0								
924600 - Absentee Reporting	0	0	0.00		0	0								
924700 - Absentee Reporting	0	0	0.00		0	0								
924800 - Absentee Reporting	0	0	0.00		0	0								
924900 - Absentee Reporting	0	0	0.00		0	0								
925100 - Absentee Reporting	0	0	0.00		0	0								
930300 - Absentee Reporting	0	0	0.00		0	0								
930400 - Absentee Reporting	0	0	0.00		0	0								
930700 - Absentee Reporting	0	0	0.00		0	0								
930800 - Absentee Reporting	0	0	0.00		0	0								
930900 - Absentee Reporting	0	0	0.00		0	0								
931000 - Absentee Reporting	0	0	0.00		0	0								
931100 - Absentee Reporting	0	0	0.00		0	0								
931200 - Absentee Reporting	0	0	0.00		0	0								
940000 - Absentee Reporting	0	0	0.00		0	0								
940800 - Absentee Reporting	0	0	0.00		0	0								
941500 - Absentee Reporting	0	0	0.00		0	0								
941700 - Absentee Reporting	0	0	0.00		0	0								
941900 - Absentee Reporting	0	0	0.00		0	0								
942000 - Absentee Reporting	0	0	0.00		0	0								
942200 - Absentee Reporting	0	0	0.00		0	0								
942400 - Absentee Reporting	0	0	0.00		0	0								
942500 - Absentee Reporting	0	0	0.00		0	0								

12-1037

WASHOE COUNTY Statement of Vote
GENERAL ELECTION

140040	NONPARTISAN ASSEMBLY JOINT RESOLUTION NO. 5													
	Registration	Ballots Cast	Turnout (%)		YES	NO								
950100 - Absentee Reporting	0	0	0.00		0	0								
950700 - Absentee Reporting	0	0	0.00		0	0								
951200 - Absentee Reporting	0	0	0.00		0	0								
951300 - Absentee Reporting	0	0	0.00		0	0								
951600 - Absentee Reporting	0	0	0.00		0	0								
951900 - Absentee Reporting	0	0	0.00		0	0								
952000 - Absentee Reporting	0	0	0.00		0	0								
952100 - Absentee Reporting	0	0	0.00		0	0								
952300 - Absentee Reporting	0	0	0.00		0	0								
952600 - Absentee Reporting	0	0	0.00		0	0								
952700 - Absentee Reporting	0	0	0.00		0	0								
953000 - Absentee Reporting	0	0	0.00		0	0								
953200 - Absentee Reporting	0	0	0.00		0	0								
953300 - Absentee Reporting	0	0	0.00		0	0								
953500 - Absentee Reporting	0	0	0.00		0	0								
953700 - Absentee Reporting	0	0	0.00		0	0								
953800 - Absentee Reporting	0	0	0.00		0	0								
954000 - Absentee Reporting	0	0	0.00		0	0								
954100 - Absentee Reporting	0	0	0.00		0	0								
954200 - Absentee Reporting	0	0	0.00		0	0								
954300 - Absentee Reporting	0	0	0.00		0	0								
954400 - Absentee Reporting	0	0	0.00		0	0								
954500 - Absentee Reporting	0	0	0.00		0	0								
954600 - Absentee Reporting	0	0	0.00		0	0								
954700 - Absentee Reporting	0	0	0.00		0	0								
954800 - Absentee Reporting	0	0	0.00		0	0								
954900 - Absentee Reporting	0	0	0.00		0	0								
955000 - Absentee Reporting	0	0	0.00		0	0								
955100 - Absentee Reporting	0	0	0.00		0	0								
955200 - Absentee Reporting	0	0	0.00		0	0								
955300 - Absentee Reporting	0	0	0.00		0	0								
955400 - Absentee Reporting	0	0	0.00		0	0								
955500 - Absentee Reporting	0	0	0.00		0	0								
955600 - Absentee Reporting	0	0	0.00		0	0								
955700 - Absentee Reporting	0	0	0.00		0	0								
Precinct Totals	240971	55610	23.08		27250	24426								
Absentee Reporting Totals	240971	20379	8.46		9665	7908								
Early Vote Reporting Totals	240971	111189	46.14		54917	49695								
Grand Totals	240971	187178	77.68		91832	82029								
UNITED STATES SENATOR	240971	187178	77.68		91832	82029								
DISTRICT 2	240971	187178	77.68		91832	82029								
Senate District 13	60665	43051	70.97		23302	16282								
Senate District 15	77423	61163	79.00		30001	26720								
24TH	30746	20581	66.94		11403	7256								
25TH	42720	35013	81.96		16613	15871								
26TH	43515	35407	81.37		16593	16182								
27TH	34703	26150	75.35		13388	10849								
30TH	29919	22470	75.10		11899	9026								
31ST	36540	29172	79.84		14147	13313								
32ND	16183	12836	79.32		5475	6597								
40TH	6645	5549	83.51		2314	2935								
1	56543	45053	79.68		22071	19405								
4	51687	41841	80.95		19927	19365								
RENO	124098	93640	75.46		48458	37586								
RENO-VERDI	163310	126384	77.39		62454	54508								
GERLACH-WADSWORTH	968	647	66.84		318	292								

140040

WASHOE COUNTY Statement of Vote
GENERAL ELECTION

140041	WASHOE											
	Registration	Ballots Cast	Turnout (%)	WC-1: 2012 PUBLIC SAFETY AUTOMATIC AID ADVISORY YES	NO	WC-2: 2012 PUBLIC SERVICE FUNDING ADVISORY YES	NO					
100000 - 1000	596	181	30.37	159	19	86	88					
100000 - Absentee Reporting	596	33	5.54	21	8	13	17					
100000 - Early Vote Reporting	596	301	50.50	228	56	147	134					
100200 - 1002	921	239	25.95	194	35	120	101					
100200 - Absentee Reporting	921	75	8.14	54	13	34	30					
100200 - Early Vote Reporting	921	257	27.90	204	42	139	101					
100300 - 1003	1404	360	25.64	292	56	165	179					
100300 - Absentee Reporting	1404	99	7.05	72	13	46	38					
100300 - Early Vote Reporting	1404	630	44.87	503	101	336	261					
100500 - 1005	0	0	0.00	0	0	0	0					
100500 - Absentee Reporting	0	0	0.00	0	0	0	0					
100500 - Early Vote Reporting	0	0	0.00	0	0	0	0					
100600 - 1006	393	96	24.43	68	21	40	49					
100600 - Absentee Reporting	393	49	12.47	39	7	22	25					
100600 - Early Vote Reporting	393	171	43.51	123	38	83	76					
100700 - 1007	1309	183	13.98	141	37	62	111					
100700 - Absentee Reporting	1309	122	9.32	102	9	57	52					
100700 - Early Vote Reporting	1309	793	60.58	626	131	323	427					
100800 - 1008	193	40	20.73	33	7	23	15					
100800 - Absentee Reporting	193	19	9.84	14	2	10	6					
100800 - Early Vote Reporting	193	83	43.01	67	12	42	37					
101000 - 1010	1197	287	23.98	209	65	109	164					
101000 - Absentee Reporting	1197	111	9.27	94	7	55	48					
101000 - Early Vote Reporting	1197	634	52.97	511	102	294	312					
101100 - 1011	1068	164	15.36	136	18	74	76					
101100 - Absentee Reporting	1068	53	4.96	39	9	31	15					
101100 - Early Vote Reporting	1068	417	39.04	354	32	203	178					
101200 - 1012	310	77	24.84	62	9	30	43					
101200 - Absentee Reporting	310	23	7.42	20	1	8	12					
101200 - Early Vote Reporting	310	119	38.39	98	15	52	56					
101400 - 1014	1198	254	21.20	215	31	111	131					
101400 - Absentee Reporting	1198	133	11.10	106	16	49	68					
101400 - Early Vote Reporting	1198	626	52.25	509	94	294	301					
101500 - 1015	52	11	21.15	11	0	6	3					
101500 - Absentee Reporting	52	6	11.54	*****	*****	*****	*****					
101500 - Early Vote Reporting	52	15	28.85	12	1	8	6					
101600 - 1016	1072	300	27.99	243	36	116	159					
101600 - Absentee Reporting	1072	71	6.62	49	11	29	32					
101600 - Early Vote Reporting	1072	350	32.65	294	38	166	162					
101800 - 1018	1024	278	27.15	219	40	130	128					
101800 - Absentee Reporting	1024	54	5.27	39	5	24	20					
101800 - Early Vote Reporting	1024	355	34.67	292	42	186	145					
102000 - 1020	1109	204	18.39	153	40	61	132					
102000 - Absentee Reporting	1109	119	10.73	93	12	38	67					
102000 - Early Vote Reporting	1109	655	59.06	517	118	252	379					
102100 - 1021	0	0	0.00	0	0	0	0					
102100 - Absentee Reporting	0	0	0.00	0	0	0	0					
102100 - Early Vote Reporting	0	0	0.00	0	0	0	0					
102200 - 1022	919	145	15.78	109	28	48	87					
102200 - Absentee Reporting	919	81	8.81	66	8	22	51					
102200 - Early Vote Reporting	919	583	63.44	459	104	256	307					
102300 - 1023	659	85	12.90	63	15	30	47					
102300 - Absentee Reporting	659	95	14.42	65	16	29	51					
102300 - Early Vote Reporting	659	406	61.61	326	64	169	215					
102400 - 1024	1365	220	16.12	172	39	76	131					
102400 - Absentee Reporting	1365	137	10.04	106	19	59	69					
102400 - Early Vote Reporting	1365	849	62.20	633	185	309	503					
102600 - 1026	767	150	19.56	116	23	54	84					
102600 - Absentee Reporting	767	74	9.65	51	14	33	33					
102600 - Early Vote Reporting	767	446	58.15	369	70	209	221					

1A-1057

WASHOE COUNTY Statement of Vote
GENERAL ELECTION

140041	WASHOE												
	Registration	Ballots Cast	Turnout (%)	WC-1: 2012 PUBLIC SAFETY AUTOMATIC AID ADVISORY		WC-2: 2012 PUBLIC SERVICE FUNDING ADVISORY							
				YES	NO	YES	NO						
102700 1027	392	66	16.84	56	9	27	36						
102700 - Absentee Reporting	392	60	15.31	44	7	23	28						
102700 - Early Vote Reporting	392	210	53.57	179	27	109	95						
102900 1029	1360	267	19.63	217	38	92	161						
102900 - Absentee Reporting	1360	121	8.90	95	17	44	69						
102900 - Early Vote Reporting	1360	777	57.13	624	118	315	417						
103100 1031	731	170	23.26	125	35	52	105						
103100 - Absentee Reporting	731	76	10.40	60	10	25	43						
103100 - Early Vote Reporting	731	394	53.90	284	94	174	205						
103200 1032	581	151	25.99	125	21	58	86						
103200 - Absentee Reporting	581	60	10.33	46	9	20	36						
103200 - Early Vote Reporting	581	297	51.12	238	54	136	153						
103300 1033	1012	235	23.22	180	41	82	136						
103300 - Absentee Reporting	1012	115	11.36	89	13	49	52						
103300 - Early Vote Reporting	1012	506	50.00	399	86	246	243						
103500 1035	490	155	31.63	117	28	67	77						
103500 - Absentee Reporting	490	21	4.29	15	3	8	10						
103500 - Early Vote Reporting	490	214	43.67	176	31	130	75						
103600 1036	619	131	21.16	108	16	65	58						
103600 - Absentee Reporting	619	46	7.43	37	4	22	19						
103600 - Early Vote Reporting	619	305	49.27	256	35	168	123						
103800 1038	465	134	28.82	108	18	60	63						
103800 - Absentee Reporting	465	39	8.39	26	6	14	18						
103800 - Early Vote Reporting	465	253	54.41	200	51	108	138						
103900 1039	690	104	15.07	91	10	53	47						
103900 - Absentee Reporting	690	56	8.12	44	8	37	16						
103900 - Early Vote Reporting	690	188	27.25	150	20	106	67						
104000 1040	1	0	0.00	0	0	0	0						
104000 - Absentee Reporting	1	0	0.00	0	0	0	0						
104000 - Early Vote Reporting	1	0	0.00	0	0	0	0						
104300 1043	869	169	19.45	138	23	74	90						
104300 - Absentee Reporting	869	70	8.06	52	5	31	27						
104300 - Early Vote Reporting	869	353	40.62	287	44	158	174						
104400 1044	1180	252	21.36	200	34	94	137						
104400 - Absentee Reporting	1180	85	7.20	64	14	33	44						
104400 - Early Vote Reporting	1180	528	44.75	412	96	212	293						
104500 1045	606	137	22.61	109	18	58	69						
104500 - Absentee Reporting	606	70	11.55	60	1	29	31						
104500 - Early Vote Reporting	606	200	33.00	151	37	81	104						
104600 1046	96	23	23.96	15	7	11	12						
104600 - Absentee Reporting	96	14	14.58	10	2	5	7						
104600 - Early Vote Reporting	96	42	43.75	32	7	19	20						
104700 1047	315	54	17.14	38	14	16	35						
104700 - Absentee Reporting	315	46	14.60	34	8	10	32						
104700 - Early Vote Reporting	315	190	60.32	159	27	57	127						
104900 1049	1	0	0.00	0	0	0	0						
104900 - Absentee Reporting	1	0	0.00	0	0	0	0						
104900 - Early Vote Reporting	1	0	0.00	0	0	0	0						
105000 1050	0	0	0.00	0	0	0	0						
105000 - Absentee Reporting	0	0	0.00	0	0	0	0						
105000 - Early Vote Reporting	0	0	0.00	0	0	0	0						
105100 1051	1	0	0.00	0	0	0	0						
105100 - Absentee Reporting	1	0	0.00	0	0	0	0						
105100 - Early Vote Reporting	1	0	0.00	0	0	0	0						
105300 1053	414	74	17.87	58	12	24	43						
105300 - Absentee Reporting	414	29	7.00	23	4	11	15						
105300 - Early Vote Reporting	414	246	59.42	200	38	102	135						
105500 1055	1077	227	21.08	176	36	76	133						
105500 - Absentee Reporting	1077	78	7.24	64	7	32	39						
105500 - Early Vote Reporting	1077	542	50.32	445	82	232	294						

10-1057

WASHOE COUNTY Statement of Vote
GENERAL ELECTION

140041		WASHOE												
	Registration	Ballots Cast	Turnout (%)	WC-1: 2012 PUBLIC SAFETY AUTOMATIC AID ADVISORY		WC-2: 2012 PUBLIC SERVICES FUNDING ADVISORY								
				YES	NO	YES	NO							
105600 1056	974	207	21.25	160	38	76	122							
105600 - Absentee Reporting	974	71	7.29	48	16	28	29							
105600 - Early Vote Reporting	974	502	51.54	394	89	202	277							
105700 1057	1282	295	23.01	237	45	115	163							
105700 - Absentee Reporting	1282	82	6.40	64	8	29	41							
105700 - Early Vote Reporting	1282	582	45.40	469	83	253	288							
105800 1058	2	0	0.00	0	0	0	0							
105800 - Absentee Reporting	2	2	100.00	***** Insufficient Turnout to Protect Voter Privacy *****										
105800 - Early Vote Reporting	2	0	0.00	0	0	0	0							
105900 1059	0	0	0.00	0	0	0	0							
105900 - Absentee Reporting	0	0	0.00	0	0	0	0							
105900 - Early Vote Reporting	0	0	0.00	0	0	0	0							
106100 1061	0	0	0.00	0	0	0	0							
106100 - Absentee Reporting	0	0	0.00	0	0	0	0							
106100 - Early Vote Reporting	0	0	0.00	0	0	0	0							
200000 2000	407	89	21.87	72	13	32	52							
200000 - Absentee Reporting	407	28	6.88	20	5	14	12							
200000 - Early Vote Reporting	407	231	56.76	163	58	113	107							
200200 2002	0	0	0.00	0	0	0	0							
200200 - Absentee Reporting	0	0	0.00	0	0	0	0							
200200 - Early Vote Reporting	0	0	0.00	0	0	0	0							
200400 2004	877	138	15.74	113	19	62	68							
200400 - Absentee Reporting	877	59	6.73	51	4	27	26							
200400 - Early Vote Reporting	877	311	35.46	264	26	154	125							
200600 2006	909	231	25.41	173	51	95	131							
200600 - Absentee Reporting	909	106	11.66	81	15	37	58							
200600 - Early Vote Reporting	909	456	50.17	343	97	186	260							
200700 2007	72	9	12.50	***** Insufficient Turnout to Protect Voter Privacy *****										
200700 - Absentee Reporting	72	5	6.94	***** Insufficient Turnout to Protect Voter Privacy *****										
200700 - Early Vote Reporting	72	32	44.44	21	10	14	15							
200900 2009	335	42	12.54	40	2	26	14							
200900 - Absentee Reporting	335	23	6.87	22	0	12	7							
200900 - Early Vote Reporting	335	117	34.93	101	14	68	44							
201000 2010	228	94	41.23	62	16	38	41							
201000 - Absentee Reporting	228	34	14.91	23	3	12	14							
201000 - Early Vote Reporting	228	39	17.11	26	8	21	15							
201300 2013	376	72	19.15	55	13	28	41							
201300 - Absentee Reporting	376	53	14.10	42	6	20	27							
201300 - Early Vote Reporting	376	187	49.73	156	25	85	96							
201600 2016	462	124	26.84	84	32	36	81							
201600 - Absentee Reporting	462	74	16.02	57	9	29	35							
201600 - Early Vote Reporting	462	200	43.29	148	42	80	111							
201700 2017	728	131	17.99	106	22	55	73							
201700 - Absentee Reporting	728	80	10.99	61	8	29	36							
201700 - Early Vote Reporting	728	321	44.09	254	53	138	165							
201800 2018	1262	253	20.05	190	48	103	133							
201800 - Absentee Reporting	1262	78	6.18	57	7	22	41							
201800 - Early Vote Reporting	1262	638	50.55	503	108	256	358							
201900 2019	404	92	22.77	70	15	26	60							
201900 - Absentee Reporting	404	43	10.64	29	8	4	34							
201900 - Early Vote Reporting	404	217	53.71	162	42	67	135							
202000 2020	427	78	18.27	63	11	27	45							
202000 - Absentee Reporting	427	22	5.15	18	2	11	9							
202000 - Early Vote Reporting	427	158	37.00	128	22	66	80							
202100 2021	596	108	18.12	94	13	39	66							
202100 - Absentee Reporting	596	57	9.56	41	6	21	26							
202100 - Early Vote Reporting	596	329	55.20	255	61	117	198							
202200 2022	553	84	15.19	58	19	26	51							
202200 - Absentee Reporting	553	56	10.13	37	9	20	27							
202200 - Early Vote Reporting	553	320	57.87	239	70	121	186							

12-1057+

WASHOE COUNTY Statement of Vote
GENERAL ELECTION

140041		WASHOE												
		Registration	Ballots Cast	Turnout (%)	WC-1: 2012 PUBLIC SAFETY AUTOMATIC AID ADVISORY		WC-2: 2012 PUBLIC SERVICE FUNDING ADVISORY							
					YES	NO	YES	NO						
202300	2023	1059	242	22.85	197	33	90	131						
202300	- Absentee Reporting	1059	53	5.00	42	5	20	28						
202300	- Early Vote Reporting	1059	454	42.87	363	63	190	227						
202500	2025	479	66	13.78	56	7	25	37						
202500	- Absentee Reporting	479	74	15.45	60	6	30	34						
202500	- Early Vote Reporting	479	269	56.16	212	48	93	161						
202600	2026	330	82	24.85	66	10	36	40						
202600	- Absentee Reporting	330	26	7.88	20	2	8	13						
202600	- Early Vote Reporting	330	151	45.76	118	28	78	65						
202700	2027	550	91	16.55	73	14	26	61						
202700	- Absentee Reporting	550	74	13.45	59	6	28	36						
202700	- Early Vote Reporting	550	313	56.91	244	62	120	184						
202800	2028	822	163	19.83	127	28	55	96						
202800	- Absentee Reporting	822	109	13.26	77	21	35	63						
202800	- Early Vote Reporting	822	438	53.28	328	98	158	266						
202900	2029	646	111	17.18	89	16	44	57						
202900	- Absentee Reporting	646	76	11.76	58	12	23	48						
202900	- Early Vote Reporting	646	326	50.46	270	44	143	166						
203000	2030	576	124	21.53	105	11	47	69						
203000	- Absentee Reporting	576	52	9.03	41	6	18	29						
203000	- Early Vote Reporting	576	302	52.43	235	57	123	165						
203100	2031	1015	178	17.54	142	27	48	117						
203100	- Absentee Reporting	1015	138	13.60	107	18	50	80						
203100	- Early Vote Reporting	1015	562	55.37	443	95	191	342						
203200	2032	933	248	26.58	205	30	85	146						
203200	- Absentee Reporting	933	45	4.82	35	3	20	21						
203200	- Early Vote Reporting	933	342	36.66	290	36	154	168						
203300	2033	848	161	18.99	114	36	59	88						
203300	- Absentee Reporting	848	61	7.19	50	6	19	36						
203300	- Early Vote Reporting	848	489	57.67	358	111	164	302						
203400	2034	479	70	14.61	51	17	18	48						
203400	- Absentee Reporting	479	60	12.53	49	7	16	42						
203400	- Early Vote Reporting	479	286	59.71	214	58	97	177						
203500	2035	797	145	18.19	116	23	38	98						
203500	- Absentee Reporting	797	108	13.55	72	24	27	70						
203500	- Early Vote Reporting	797	403	50.56	293	90	137	246						
203600	2036	905	163	18.01	128	30	60	97						
203600	- Absentee Reporting	905	100	11.05	78	13	41	50						
203600	- Early Vote Reporting	905	490	54.14	368	103	179	286						
203700	2037	295	46	15.59	37	7	9	33						
203700	- Absentee Reporting	295	51	17.29	44	2	8	37						
203700	- Early Vote Reporting	295	166	56.27	131	26	57	101						
203900	2039	622	133	21.38	112	17	56	71						
203900	- Absentee Reporting	622	51	8.20	41	5	25	21						
203900	- Early Vote Reporting	622	223	35.85	175	36	88	123						
204000	2040	473	76	16.07	63	12	30	45						
204000	- Absentee Reporting	473	49	10.36	42	4	19	28						
204000	- Early Vote Reporting	473	253	53.49	204	44	113	133						
204100	2041	718	193	26.88	157	28	63	119						
204100	- Absentee Reporting	718	53	7.38	39	7	19	27						
204100	- Early Vote Reporting	718	349	48.61	277	67	133	209						
204200	2042	1173	285	24.30	227	49	98	174						
204200	- Absentee Reporting	1173	58	4.94	41	12	20	31						
204200	- Early Vote Reporting	1173	580	49.45	453	101	207	348						
204300	2043	2	0	0.00	0	0	0	0						
204300	- Absentee Reporting	2	0	0.00	0	0	0	0						
204300	- Early Vote Reporting	2	1	50.00	*****	*****	*****	*****						
204400	2044	13	5	38.46	*****	*****	*****	*****						
204400	- Absentee Reporting	13	2	15.38	*****	*****	*****	*****						
204400	- Early Vote Reporting	13	2	15.38	*****	*****	*****	*****						

1001-01

WASHOE COUNTY Statement of Vote
GENERAL ELECTION

140041	WASHOE												
	Registration	Ballots Cast	Turnout (%)	WC-1: 2012 PUBLIC SAFETY AUTOMATIC AID ADVISORY		WC-2: 2012 PUBLIC SERVICE FUNDING ADVISORY							
				YES	NO	YES	NO						
204500 2045	0	0	0.00	0	0	0	0						
204500 - Absentee Reporting	0	0	0.00	0	0	0	0						
204500 - Early Vote Reporting	0	0	0.00	0	0	0	0						
204600 2046	3	3	100.00	*****		Insufficient Turnout to Protect Voter Privacy		*****					
204600 - Absentee Reporting	3	0	0.00	0	0	0	0						
204600 - Early Vote Reporting	3	0	0.00	0	0	0	0						
204700 2047	1242	325	26.17	240	68	108	195						
204700 - Absentee Reporting	1242	68	5.48	51	8	23	36						
204700 - Early Vote Reporting	1242	663	53.38	513	116	246	378						
204800 2048	0	0	0.00	0	0	0	0						
204800 - Absentee Reporting	0	0	0.00	0	0	0	0						
204800 - Early Vote Reporting	0	0	0.00	0	0	0	0						
204900 2049	832	149	17.91	117	21	71	68						
204900 - Absentee Reporting	832	71	8.53	53	10	25	37						
204900 - Early Vote Reporting	832	356	42.79	279	52	171	158						
205000 2050	588	129	21.94	99	27	58	69						
205000 - Absentee Reporting	588	79	13.44	57	12	29	42						
205000 - Early Vote Reporting	588	309	52.55	255	45	139	160						
205100 2051	0	0	0.00	0	0	0	0						
205100 - Absentee Reporting	0	0	0.00	0	0	0	0						
205100 - Early Vote Reporting	0	0	0.00	0	0	0	0						
205300 2053	0	0	0.00	0	0	0	0						
205300 - Absentee Reporting	0	0	0.00	0	0	0	0						
205300 - Early Vote Reporting	0	0	0.00	0	0	0	0						
205400 2054	0	0	0.00	0	0	0	0						
205400 - Absentee Reporting	0	0	0.00	0	0	0	0						
205400 - Early Vote Reporting	0	0	0.00	0	0	0	0						
205500 2055	953	241	25.29	188	43	78	150						
205500 - Absentee Reporting	953	61	6.40	50	5	13	41						
205500 - Early Vote Reporting	953	519	54.46	378	119	176	319						
205700 2057	1	0	0.00	0	0	0	0						
205700 - Absentee Reporting	1	0	0.00	0	0	0	0						
205700 - Early Vote Reporting	1	0	0.00	0	0	0	0						
205800 2058	1446	405	28.01	321	64	121	263						
205800 - Absentee Reporting	1446	116	8.02	88	17	32	74						
205800 - Early Vote Reporting	1446	699	48.34	556	115	242	418						
205900 2059	225	46	20.44	36	9	17	28						
205900 - Absentee Reporting	225	25	11.11	22	2	12	13						
205900 - Early Vote Reporting	225	119	52.89	98	12	39	71						
206000 2060	0	0	0.00	0	0	0	0						
206000 - Absentee Reporting	0	0	0.00	0	0	0	0						
206000 - Early Vote Reporting	0	0	0.00	0	0	0	0						
206100 2061	0	0	0.00	0	0	0	0						
206100 - Absentee Reporting	0	0	0.00	0	0	0	0						
206100 - Early Vote Reporting	0	0	0.00	0	0	0	0						
206200 2062	0	0	0.00	0	0	0	0						
206200 - Absentee Reporting	0	0	0.00	0	0	0	0						
206200 - Early Vote Reporting	0	0	0.00	0	0	0	0						
206300 2063	4	0	0.00	0	0	0	0						
206300 - Absentee Reporting	4	1	25.00	*****		Insufficient Turnout to Protect Voter Privacy		*****					
206300 - Early Vote Reporting	4	3	75.00	*****		Insufficient Turnout to Protect Voter Privacy		*****					
206400 2064	0	0	0.00	0	0	0	0						
206400 - Absentee Reporting	0	0	0.00	0	0	0	0						
206400 - Early Vote Reporting	0	0	0.00	0	0	0	0						
206500 2065	4	3	75.00	*****		Insufficient Turnout to Protect Voter Privacy		*****					
206500 - Absentee Reporting	4	0	0.00	0	0	0	0						
206500 - Early Vote Reporting	4	0	0.00	0	0	0	0						
206600 2066	0	0	0.00	0	0	0	0						
206600 - Absentee Reporting	0	0	0.00	0	0	0	0						
206600 - Early Vote Reporting	0	0	0.00	0	0	0	0						

12-1037

WASHOE COUNTY Statement of Vote
GENERAL ELECTION

140041		WASHOE											
	Registration	Ballots Cast	Turnout (%)	WC-1: 2012 PUBLIC SAFETY AUTOMATIC AID ADVISORY		WC-2: 2012 PUBLIC SERVICES FUNDING ADVISORY							
				YES	NO	YES	NO						
206700 2067	0	0	0.00	0	0	0	0						
206700 - Absentee Reporting	0	0	0.00	0	0	0	0						
206700 - Early Vote Reporting	0	0	0.00	0	0	0	0						
206800 2068	6	3	50.00	*****		Insufficient Turnout to Protect Voter Privacy		*****					
206800 - Absentee Reporting	6	1	16.67	*****		Insufficient Turnout to Protect Voter Privacy		*****					
206800 - Early Vote Reporting	6	1	16.67	*****		Insufficient Turnout to Protect Voter Privacy		*****					
206900 2069	2	2	100.00	*****		Insufficient Turnout to Protect Voter Privacy		*****					
206900 - Absentee Reporting	2	0	0.00	0	0	0	0						
206900 - Early Vote Reporting	2	0	0.00	0	0	0	0						
207000 2070	0	0	0.00	0	0	0	0						
207000 - Absentee Reporting	0	0	0.00	0	0	0	0						
207000 - Early Vote Reporting	0	0	0.00	0	0	0	0						
207200 2072	3	0	0.00	0	0	0	0						
207200 - Absentee Reporting	3	0	0.00	0	0	0	0						
207200 - Early Vote Reporting	3	3	100.00	*****		Insufficient Turnout to Protect Voter Privacy		*****					
207300 2073	2	0	0.00	0	0	0	0						
207300 - Absentee Reporting	2	1	50.00	*****		Insufficient Turnout to Protect Voter Privacy		*****					
207300 - Early Vote Reporting	2	1	50.00	*****		Insufficient Turnout to Protect Voter Privacy		*****					
207400 2074	0	0	0.00	0	0	0	0						
207400 - Absentee Reporting	0	0	0.00	0	0	0	0						
207400 - Early Vote Reporting	0	0	0.00	0	0	0	0						
207500 2075	28	7	25.00	*****		Insufficient Turnout to Protect Voter Privacy		*****					
207500 - Absentee Reporting	28	0	0.00	0	0	0	0						
207500 - Early Vote Reporting	28	19	67.86	13	5	5	13						
207600 2076	2	0	0.00	0	0	0	0						
207600 - Absentee Reporting	2	2	100.00	*****		Insufficient Turnout to Protect Voter Privacy		*****					
207600 - Early Vote Reporting	2	0	0.00	0	0	0	0						
207700 2077	2	1	50.00	*****		Insufficient Turnout to Protect Voter Privacy		*****					
207700 - Absentee Reporting	2	0	0.00	0	0	0	0						
207700 - Early Vote Reporting	2	1	50.00	*****		Insufficient Turnout to Protect Voter Privacy		*****					
207800 2078	0	0	0.00	0	0	0	0						
207800 - Absentee Reporting	0	0	0.00	0	0	0	0						
207800 - Early Vote Reporting	0	0	0.00	0	0	0	0						
207900 2079	2	0	0.00	0	0	0	0						
207900 - Absentee Reporting	2	0	0.00	0	0	0	0						
207900 - Early Vote Reporting	2	2	100.00	*****		Insufficient Turnout to Protect Voter Privacy		*****					
208000 2080	962	212	22.04	164	35	82	118						
208000 - Absentee Reporting	962	90	9.36	75	7	34	46						
208000 - Early Vote Reporting	962	434	45.11	334	76	165	242						
300100 3001	546	88	16.12	73	12	45	37						
300100 - Absentee Reporting	546	55	10.07	42	7	32	16						
300100 - Early Vote Reporting	546	184	33.70	156	17	102	65						
300200 3002	12	1	8.33	*****		Insufficient Turnout to Protect Voter Privacy		*****					
300200 - Absentee Reporting	12	3	25.00	*****		Insufficient Turnout to Protect Voter Privacy		*****					
300200 - Early Vote Reporting	12	5	41.67	*****		Insufficient Turnout to Protect Voter Privacy		*****					
300300 3003	3	0	0.00	0	0	0	0						
300300 - Absentee Reporting	3	3	100.00	*****		Insufficient Turnout to Protect Voter Privacy		*****					
300300 - Early Vote Reporting	3	0	0.00	0	0	0	0						
300400 3004	608	182	29.93	156	20	85	89						
300400 - Absentee Reporting	608	50	8.22	39	3	21	19						
300400 - Early Vote Reporting	608	235	38.65	183	39	128	95						
300500 3005	85	15	17.65	10	1	6	6						
300500 - Absentee Reporting	85	7	8.24	*****		Insufficient Turnout to Protect Voter Privacy		*****					
300500 - Early Vote Reporting	85	23	27.06	21	1	15	7						
300600 3006	66	6	9.09	*****		Insufficient Turnout to Protect Voter Privacy		*****					
300600 - Absentee Reporting	66	12	18.18	9	1	4	7						
300600 - Early Vote Reporting	66	37	56.06	27	9	21	14						
300700 3007	1087	237	21.80	197	24	91	129						
300700 - Absentee Reporting	1087	67	6.16	50	7	24	32						
300700 - Early Vote Reporting	1087	477	43.88	403	45	221	218						

140041

WASHOE COUNTY Statement of Vote
GENERAL ELECTION

140041	WASHOE												
	Registration	Ballots Cast	Turnout (%)	WC-1: 2012 PUBLIC SAFETY AUTOMATIC AID ADVISORY		WC-2: 2012 PUBLIC SERVICES FUNDING ADVISORY							
				YES	NO	YES	NO						
300800 3008	584	95	16.27	81	5	43	43						
300800 - Absentee Reporting	584	46	7.88	40	3	20	22						
300800 - Early Vote Reporting	584	197	33.73	158	25	88	91						
300900 3009	1308	267	20.41	226	23	119	125						
300900 - Absentee Reporting	1308	96	7.34	77	5	58	26						
300900 - Early Vote Reporting	1308	459	35.09	386	42	255	166						
301000 3010	1181	232	19.64	185	39	112	112						
301000 - Absentee Reporting	1181	90	7.62	72	9	40	42						
301000 - Early Vote Reporting	1181	466	39.46	383	61	241	196						
301100 3011	369	67	18.16	51	5	30	27						
301100 - Absentee Reporting	369	26	7.05	20	1	12	8						
301100 - Early Vote Reporting	369	116	31.44	94	8	75	27						
301200 3012	1026	209	20.37	171	23	94	100						
301200 - Absentee Reporting	1026	61	5.95	52	5	32	25						
301200 - Early Vote Reporting	1026	384	37.43	308	45	197	155						
301300 3013	7	0	0.00	0	0	0	0						
301300 - Absentee Reporting	7	3	42.86	*****		Insufficient Turnout to Protect Voter Privacy		*****					
301300 - Early Vote Reporting	7	2	28.57	*****		Insufficient Turnout to Protect Voter Privacy		*****					
301400 3014	83	18	21.69	17	0	7	8						
301400 - Absentee Reporting	83	8	9.64	*****		Insufficient Turnout to Protect Voter Privacy		*****					
301400 - Early Vote Reporting	83	35	42.17	30	2	20	11						
301500 3015	53	6	11.32	*****		Insufficient Turnout to Protect Voter Privacy		*****					
301500 - Absentee Reporting	53	0	0.00	0	0	0	0						
301500 - Early Vote Reporting	53	8	15.09	*****		Insufficient Turnout to Protect Voter Privacy		*****					
301600 3016	1155	307	26.58	260	38	134	157						
301600 - Absentee Reporting	1155	74	6.41	59	2	38	23						
301600 - Early Vote Reporting	1155	460	39.83	375	63	238	196						
301700 3017	1005	221	21.99	191	23	107	104						
301700 - Absentee Reporting	1005	92	9.15	72	11	49	37						
301700 - Early Vote Reporting	1005	402	40.00	320	45	224	147						
301800 3018	1000	211	21.10	177	26	102	102						
301800 - Absentee Reporting	1000	47	4.70	39	3	19	22						
301800 - Early Vote Reporting	1000	415	41.50	343	41	216	156						
301900 3019	713	111	15.57	94	12	41	61						
301900 - Absentee Reporting	713	40	5.61	30	1	19	13						
301900 - Early Vote Reporting	713	313	43.90	271	26	175	120						
302000 3020	582	106	18.21	84	15	52	46						
302000 - Absentee Reporting	582	28	4.81	25	1	14	13						
302000 - Early Vote Reporting	582	240	41.24	204	20	126	96						
302100 3021	14	3	21.43	*****		Insufficient Turnout to Protect Voter Privacy		*****					
302100 - Absentee Reporting	14	2	14.29	*****		Insufficient Turnout to Protect Voter Privacy		*****					
302100 - Early Vote Reporting	14	7	50.00	*****		Insufficient Turnout to Protect Voter Privacy		*****					
302200 3022	979	222	22.68	183	24	87	118						
302200 - Absentee Reporting	979	56	5.72	44	4	14	34						
302200 - Early Vote Reporting	979	486	49.64	397	71	216	253						
302300 3023	441	130	29.48	113	12	57	67						
302300 - Absentee Reporting	441	26	5.90	25	0	15	10						
302300 - Early Vote Reporting	441	141	31.97	118	18	72	59						
302400 3024	1105	172	15.57	145	22	60	105						
302400 - Absentee Reporting	1105	64	5.79	48	9	23	30						
302400 - Early Vote Reporting	1105	636	57.56	515	91	261	342						
302500 3025	5	0	0.00	0	0	0	0						
302500 - Absentee Reporting	5	0	0.00	0	0	0	0						
302500 - Early Vote Reporting	5	5	100.00	*****		Insufficient Turnout to Protect Voter Privacy		*****					
302600 3026	1303	205	15.73	164	26	71	119						
302600 - Absentee Reporting	1303	134	10.28	102	17	50	68						
302600 - Early Vote Reporting	1303	661	50.73	542	88	291	331						
302700 3027	12	3	25.00	*****		Insufficient Turnout to Protect Voter Privacy		*****					
302700 - Absentee Reporting	12	2	16.67	*****		Insufficient Turnout to Protect Voter Privacy		*****					
302700 - Early Vote Reporting	12	5	41.67	*****		Insufficient Turnout to Protect Voter Privacy		*****					

12-1-12
F-1024

WASHOE COUNTY Statement of Vote
GENERAL ELECTION

140041		WASHOE											
	Registration	Ballots Cast	Turnout (%)	WC-1: 2012 PUBLIC SAFETY AUTOMATIC AID ADVISORY		WC-2: 2012 PUBLIC SERVICE FUNDING ADVISORY							
				YES	NO	YES	NO						
302800 3028	298	82	27.52	70	6	37	39						
302800 - Absentee Reporting	298	8	2.68	*****				Insufficient Turnout to Protect Voter Privacy				*****	
302800 - Early Vote Reporting	298	119	39.93	100	14	76	36						
302900 3029	339	38	11.21	31	6	9	28						
302900 - Absentee Reporting	339	25	7.37	20	4	13	11						
302900 - Early Vote Reporting	339	204	60.18	148	53	69	129						
303000 3030	577	116	20.10	97	18	39	74						
303000 - Absentee Reporting	577	47	8.15	38	5	20	20						
303000 - Early Vote Reporting	577	294	50.95	245	40	113	172						
303100 3031	583	89	15.27	76	8	30	53						
303100 - Absentee Reporting	583	14	2.40	10	0	7	3						
303100 - Early Vote Reporting	583	262	44.94	239	15	136	116						
303200 3032	706	103	14.59	85	12	32	65						
303200 - Absentee Reporting	706	61	8.64	46	4	15	32						
303200 - Early Vote Reporting	706	427	60.48	346	69	160	249						
303300 3033	188	33	17.55	28	4	12	19						
303300 - Absentee Reporting	188	8	4.26	*****				Insufficient Turnout to Protect Voter Privacy				*****	
303300 - Early Vote Reporting	188	73	38.83	61	11	31	41						
303400 3034	0	0	0.00	0	0	0	0						
303400 - Absentee Reporting	0	0	0.00	0	0	0	0						
303400 - Early Vote Reporting	0	1	0.00	*****				Insufficient Turnout to Protect Voter Privacy				*****	
303500 3035	0	0	0.00	0	0	0	0						
303500 - Absentee Reporting	0	0	0.00	0	0	0	0						
303500 - Early Vote Reporting	0	0	0.00	0	0	0	0						
303600 3036	246	58	23.58	53	2	28	26						
303600 - Absentee Reporting	246	13	5.28	12	1	8	4						
303600 - Early Vote Reporting	246	84	34.15	70	7	43	32						
303800 3038	472	163	34.53	135	24	49	110						
303800 - Absentee Reporting	472	21	4.45	15	4	8	11						
303800 - Early Vote Reporting	472	212	44.92	180	29	91	117						
303900 3039	2	0	0.00	0	0	0	0						
303900 - Absentee Reporting	2	0	0.00	0	0	0	0						
303900 - Early Vote Reporting	2	2	100.00	*****				Insufficient Turnout to Protect Voter Privacy				*****	
304000 3040	482	88	18.26	80	5	46	39						
304000 - Absentee Reporting	482	27	5.60	25	1	15	11						
304000 - Early Vote Reporting	482	183	37.97	151	19	101	64						
400000 4000	788	162	20.56	145	10	77	76						
400000 - Absentee Reporting	788	37	4.70	29	3	20	11						
400000 - Early Vote Reporting	788	284	36.04	245	27	148	119						
400300 4003	834	195	23.38	154	30	75	107						
400300 - Absentee Reporting	834	78	9.35	66	6	30	40						
400300 - Early Vote Reporting	834	353	42.33	303	42	184	157						
400500 4005	536	112	20.90	89	15	42	64						
400500 - Absentee Reporting	536	41	7.65	37	0	23	13						
400500 - Early Vote Reporting	536	177	33.02	147	25	83	86						
400700 4007	16	4	25.00	*****				Insufficient Turnout to Protect Voter Privacy				*****	
400700 - Absentee Reporting	16	1	6.25	*****				Insufficient Turnout to Protect Voter Privacy				*****	
400700 - Early Vote Reporting	16	3	18.75	*****				Insufficient Turnout to Protect Voter Privacy				*****	
400800 4008	0	0	0.00	0	0	0	0						
400800 - Absentee Reporting	0	0	0.00	0	0	0	0						
400800 - Early Vote Reporting	0	0	0.00	0	0	0	0						
400900 4009	459	127	27.67	106	16	47	74						
400900 - Absentee Reporting	459	51	11.11	44	2	19	27						
400900 - Early Vote Reporting	459	163	35.51	136	25	63	96						
401200 4012	814	211	25.92	173	30	81	116						
401200 - Absentee Reporting	814	43	5.28	26	12	10	29						
401200 - Early Vote Reporting	814	286	35.14	232	39	137	130						
401400 4014	1055	201	19.05	161	29	60	124						
401400 - Absentee Reporting	1055	77	7.30	60	10	24	44						
401400 - Early Vote Reporting	1055	493	46.73	397	78	207	261						

7-501-101

WASHOE COUNTY Statement of Vote
GENERAL ELECTION

140041		WASHOE												
		Registration	Ballots Cast	Turnout (%)	MC-1: 2012 PUBLIC SAFETY AUTOMATIC AID ADVISORY		MC-2: 2012 PUBLIC SERVICES FUNDING ADVISORY							
					YES	NO	YES	NO						
401500	4015	0	0	0.00	0	0	0	0						
401500	- Absentee Reporting	0	0	0.00	0	0	0	0						
401500	- Early Vote Reporting	0	0	0.00	0	0	0	0						
401600	4016	1209	291	24.07	230	40	105	160						
401600	- Absentee Reporting	1209	74	6.12	61	7	40	27						
401600	- Early Vote Reporting	1209	461	38.13	370	62	197	234						
401700	4017	1019	286	28.07	244	35	102	169						
401700	- Absentee Reporting	1019	47	4.61	38	4	24	19						
401700	- Early Vote Reporting	1019	355	34.84	297	43	145	193						
401800	4018	0	0	0.00	0	0	0	0						
401800	- Absentee Reporting	0	0	0.00	0	0	0	0						
401800	- Early Vote Reporting	0	0	0.00	0	0	0	0						
401900	4019	874	237	27.12	195	33	95	127						
401900	- Absentee Reporting	874	44	5.03	39	2	20	20						
401900	- Early Vote Reporting	874	283	32.38	228	43	131	139						
402000	4020	333	91	27.33	76	11	40	47						
402000	- Absentee Reporting	333	17	5.11	17	0	10	7						
402000	- Early Vote Reporting	333	116	34.83	93	13	51	54						
402100	4021	202	55	27.23	45	8	17	36						
402100	- Absentee Reporting	202	18	8.91	13	3	3	13						
402100	- Early Vote Reporting	202	90	44.55	82	6	40	46						
402200	4022	90	10	11.11	10	0	4	6						
402200	- Absentee Reporting	90	12	13.33	11	1	6	6						
402200	- Early Vote Reporting	90	51	56.67	42	7	25	24						
402300	4023	605	116	19.17	96	13	44	65						
402300	- Absentee Reporting	605	56	9.26	44	7	18	32						
402300	- Early Vote Reporting	605	271	44.79	230	30	125	132						
402400	4024	479	127	26.51	111	15	48	75						
402400	- Absentee Reporting	479	26	5.43	22	4	12	14						
402400	- Early Vote Reporting	479	177	36.95	143	24	79	87						
402500	4025	732	181	24.73	141	34	65	111						
402500	- Absentee Reporting	732	67	9.15	53	10	20	43						
402500	- Early Vote Reporting	732	280	38.25	232	41	102	168						
402600	4026	4	0	0.00	0	0	0	0						
402600	- Absentee Reporting	4	4	100.00	*****	*****	Insufficient Turnout to Protect Voter Privacy		*****					
402600	- Early Vote Reporting	4	1	25.00	*****	*****	Insufficient Turnout to Protect Voter Privacy		*****					
402800	4028	0	0	0.00	0	0	0	0						
402800	- Absentee Reporting	0	0	0.00	0	0	0	0						
402800	- Early Vote Reporting	0	0	0.00	0	0	0	0						
402900	4029	0	0	0.00	0	0	0	0						
402900	- Absentee Reporting	0	0	0.00	0	0	0	0						
402900	- Early Vote Reporting	0	0	0.00	0	0	0	0						
403200	4032	1155	326	28.23	273	43	112	198						
403200	- Absentee Reporting	1155	96	8.31	80	11	32	58						
403200	- Early Vote Reporting	1155	505	43.72	406	87	184	300						
403300	4033	1101	260	23.61	210	34	89	153						
403300	- Absentee Reporting	1101	96	8.72	69	13	28	52						
403300	- Early Vote Reporting	1101	544	49.41	423	92	234	279						
403500	4035	1381	375	27.15	312	48	143	216						
403500	- Absentee Reporting	1381	79	5.72	64	6	26	42						
403500	- Early Vote Reporting	1381	559	40.48	450	85	202	329						
403600	4036	705	172	24.40	144	21	66	99						
403600	- Absentee Reporting	705	40	5.67	32	6	15	24						
403600	- Early Vote Reporting	705	308	43.69	258	44	113	187						
403700	4037	1006	269	26.74	227	29	90	165						
403700	- Absentee Reporting	1006	68	6.76	56	6	20	42						
403700	- Early Vote Reporting	1006	418	41.55	337	67	159	244						
403800	4038	553	150	27.12	119	20	51	85						
403800	- Absentee Reporting	553	61	11.03	54	5	25	35						
403800	- Early Vote Reporting	553	217	39.24	180	28	107	97						

12-1037

WASHOE COUNTY Statement of Vote
GENERAL ELECTION

140041		WASHOE											
	Registration	Ballots Cast	Turnout (%)	MC-1: 2012 PUBLIC SAFETY AUTOMATIC AID ADVISORY YES	NO	MC-2: 2012 PUBLIC SERVICE FUNDING ADVISORY YES	NO						
403900 4039	1231	337	27.38		279	43		136	181				
403900 - Absentee Reporting	1231	83	6.74		65	8		35	41				
403900 - Early Vote Reporting	1231	509	41.35		423	70		232	258				
404000 4040	1	0	0.00		0	0		0	0				
404000 - Absentee Reporting	1	0	0.00		0	0		0	0				
404000 - Early Vote Reporting	1	0	0.00		0	0		0	0				
404100 4041	1284	382	29.75		322	45		145	218				
404100 - Absentee Reporting	1284	64	4.98		48	7		18	35				
404100 - Early Vote Reporting	1284	455	35.44		375	63		199	242				
404200 4042	0	0	0.00		0	0		0	0				
404200 - Absentee Reporting	0	0	0.00		0	0		0	0				
404200 - Early Vote Reporting	0	0	0.00		0	0		0	0				
404300 4043	41	11	26.83		8	3		3	8				
404300 - Absentee Reporting	41	2	4.88		*****			Insufficient Turnout to Protect Voter Privacy				*****	
404300 - Early Vote Reporting	41	22	53.66		17	3		4	14				
404500 4045	729	179	24.55		139	26		66	96				
404500 - Absentee Reporting	729	22	3.02		16	4		5	15				
404500 - Early Vote Reporting	729	243	33.33		190	44		83	145				
404600 4046	77	13	16.88		11	2		7	6				
404600 - Absentee Reporting	77	3	3.90		*****			Insufficient Turnout to Protect Voter Privacy				*****	
404600 - Early Vote Reporting	77	25	32.47		23	2		13	11				
404700 4047	63	24	38.10		22	0		12	10				
404700 - Absentee Reporting	63	5	7.94		*****			Insufficient Turnout to Protect Voter Privacy				*****	
404700 - Early Vote Reporting	63	25	39.68		19	6		5	20				
405000 4050	0	0	0.00		0	0		0	0				
405000 - Absentee Reporting	0	0	0.00		0	0		0	0				
405000 - Early Vote Reporting	0	0	0.00		0	0		0	0				
405100 4051	0	0	0.00		0	0		0	0				
405100 - Absentee Reporting	0	0	0.00		0	0		0	0				
405100 - Early Vote Reporting	0	0	0.00		0	0		0	0				
405200 4052	0	0	0.00		0	0		0	0				
405200 - Absentee Reporting	0	0	0.00		0	0		0	0				
405200 - Early Vote Reporting	0	0	0.00		0	0		0	0				
405300 4053	1373	309	22.51		258	31		118	167				
405300 - Absentee Reporting	1373	46	3.35		36	6		26	16				
405300 - Early Vote Reporting	1373	473	34.45		411	44		242	208				
500000 5000	720	200	27.78		158	35		104	89				
500000 - Absentee Reporting	720	53	7.36		34	5		22	18				
500000 - Early Vote Reporting	720	306	42.50		245	52		161	131				
500300 5003	54	15	27.78		12	2		6	8				
500300 - Absentee Reporting	54	6	11.11		*****			Insufficient Turnout to Protect Voter Privacy				*****	
500300 - Early Vote Reporting	54	19	35.19		18	1		14	5				
500500 5005	1335	155	11.61		122	19		72	71				
500500 - Absentee Reporting	1335	94	7.04		74	8		49	30				
500500 - Early Vote Reporting	1335	288	21.57		231	34		164	101				
500600 5006	1197	351	29.32		268	68		138	192				
500600 - Absentee Reporting	1197	82	6.85		64	11		38	37				
500600 - Early Vote Reporting	1197	559	46.70		451	82		292	241				
500700 5007	75	15	20.00		10	5		4	9				
500700 - Absentee Reporting	75	11	14.67		7	2		1	8				
500700 - Early Vote Reporting	75	36	48.00		27	4		8	23				
500800 5008	681	164	24.08		128	29		85	70				
500800 - Absentee Reporting	681	51	7.49		37	5		23	19				
500800 - Early Vote Reporting	681	256	37.59		199	43		133	109				
500900 5009	705	184	26.10		143	27		70	93				
500900 - Absentee Reporting	705	33	4.68		25	3		15	12				
500900 - Early Vote Reporting	705	284	40.28		227	43		142	126				
501000 5010	1237	345	27.89		282	45		153	170				
501000 - Absentee Reporting	1237	47	3.80		37	3		19	18				
501000 - Early Vote Reporting	1237	435	35.17		360	54		230	170				

140041

WASHOE COUNTY Statement of Vote
GENERAL ELECTION

140041	WASHOE											
	Registration	Ballots Cast	Turnout (%)	MC-1: 2012 PUBLIC SAFETY AUTOMATIC AID ADVISORY YES	NO	MC-2: 2012 PUBLIC SERVICE FUNDING ADVISORY YES	NO					
501100 5011	870	191	21.95	146	34	80	98					
501100 - Absentee Reporting	870	70	8.05	51	10	31	29					
501100 - Early Vote Reporting	870	461	52.99	378	70	204	237					
501200 5012	470	106	22.55	82	15	47	55					
501200 - Absentee Reporting	470	35	7.45	25	6	14	16					
501200 - Early Vote Reporting	470	222	47.23	179	35	96	112					
501400 5014	774	139	17.96	114	20	61	74					
501400 - Absentee Reporting	774	58	7.49	43	10	26	24					
501400 - Early Vote Reporting	774	448	57.88	329	104	155	275					
501500 5015	0	0	0.00	0	0	0	0					
501500 - Absentee Reporting	0	0	0.00	0	0	0	0					
501500 - Early Vote Reporting	0	0	0.00	0	0	0	0					
501600 5016	1150	282	24.52	219	49	107	160					
501600 - Absentee Reporting	1150	113	9.83	93	11	38	65					
501600 - Early Vote Reporting	1150	480	41.74	391	71	213	247					
501800 5018	1015	244	24.04	197	39	99	137					
501800 - Absentee Reporting	1015	81	7.98	60	13	29	43					
501800 - Early Vote Reporting	1015	473	46.60	393	63	227	222					
502000 5020	306	48	15.69	36	6	24	18					
502000 - Absentee Reporting	306	36	11.76	29	3	13	20					
502000 - Early Vote Reporting	306	85	27.78	70	9	46	32					
502200 5022	958	273	28.50	220	44	117	145					
502200 - Absentee Reporting	958	62	6.47	41	6	25	24					
502200 - Early Vote Reporting	958	429	44.78	352	63	211	200					
502300 5023	0	0	0.00	0	0	0	0					
502300 - Absentee Reporting	0	0	0.00	0	0	0	0					
502300 - Early Vote Reporting	0	0	0.00	0	0	0	0					
502400 5024	1198	366	30.55	287	63	145	203					
502400 - Absentee Reporting	1198	91	7.60	69	11	38	44					
502400 - Early Vote Reporting	1198	452	37.73	370	65	225	209					
502600 5026	1117	252	22.56	211	34	113	128					
502600 - Absentee Reporting	1117	129	11.55	101	18	53	61					
502600 - Early Vote Reporting	1117	463	41.45	380	61	219	216					
502700 5027	1632	347	21.26	290	35	150	159					
502700 - Absentee Reporting	1632	35	2.14	24	5	9	21					
502700 - Early Vote Reporting	1632	626	38.36	537	62	348	239					
503000 5030	1260	290	23.02	229	42	99	167					
503000 - Absentee Reporting	1260	82	6.51	55	18	31	41					
503000 - Early Vote Reporting	1260	644	51.11	508	104	273	341					
503100 5031	12	2	16.67	*****								
503100 - Absentee Reporting	12	0	0.00	0	0	0	0					
503100 - Early Vote Reporting	12	9	75.00	*****								
503200 5032	445	93	20.90	74	13	39	50					
503200 - Absentee Reporting	445	27	6.07	24	0	3	18					
503200 - Early Vote Reporting	445	236	53.03	177	53	79	145					
503300 5033	816	219	26.84	169	41	83	124					
503300 - Absentee Reporting	816	60	7.35	45	9	25	33					
503300 - Early Vote Reporting	816	368	45.10	313	47	188	166					
503400 5034	866	186	21.48	144	28	66	108					
503400 - Absentee Reporting	866	74	8.55	55	14	25	44					
503400 - Early Vote Reporting	866	423	48.85	335	72	181	222					
503500 5035	1272	259	20.36	210	33	102	140					
503500 - Absentee Reporting	1272	100	7.86	81	9	41	47					
503500 - Early Vote Reporting	1272	606	47.64	485	87	278	289					
503600 5036	1287	270	20.98	217	43	96	157					
503600 - Absentee Reporting	1287	90	6.99	69	14	33	50					
503600 - Early Vote Reporting	1287	679	52.76	515	132	255	383					
503900 5039	45	15	33.33	11	2	3	11					
503900 - Absentee Reporting	45	5	11.11	*****								
503900 - Early Vote Reporting	45	15	33.33	13	2	5	9					

401101

***** Insufficient Turnout to Protect Voter Privacy *****

***** Insufficient Turnout to Protect Voter Privacy *****

***** Insufficient Turnout to Protect Voter Privacy *****

WASHOE COUNTY Statement of Vote
GENERAL ELECTION

140041		WASHOE												
		Registration	Ballots Cast	Turnout (%)	WC-1: 2012 PUBLIC SAFETY AUTOMATIC AID ADVISORY		WC-2: 2012 PUBLIC SERVICE FUNDING ADVISORY							
					YES	NO	YES	NO						
504000	5040	673	133	19.76	93	32	37	84						
504000	- Absentee Reporting	673	50	7.43	38	7	19	26						
504000	- Early Vote Reporting	673	387	57.50	299	75	140	233						
504100	5041	643	147	22.86	122	14	59	79						
504100	- Absentee Reporting	643	57	8.86	42	12	22	32						
504100	- Early Vote Reporting	643	333	51.79	253	58	121	192						
504500	5045	1356	297	21.90	225	48	100	171						
504500	- Absentee Reporting	1356	137	10.10	102	27	39	90						
504500	- Early Vote Reporting	1356	755	55.68	561	164	258	460						
504600	5046	1423	244	17.15	183	48	86	144						
504600	- Absentee Reporting	1423	249	17.50	191	36	94	134						
504600	- Early Vote Reporting	1423	829	58.26	651	142	298	477						
504700	5047	0	0	0.00	0	0	0	0						
504700	- Absentee Reporting	0	0	0.00	0	0	0	0						
504700	- Early Vote Reporting	0	0	0.00	0	0	0	0						
504800	5048	6	0	0.00	0	0	0	0						
504800	- Absentee Reporting	6	2	33.33	*****			Insufficient Turnout to Protect Voter Privacy			*****			
504800	- Early Vote Reporting	6	0	0.00	0	0	0	0						
504900	5049	0	0	0.00	0	0	0	0						
504900	- Absentee Reporting	0	0	0.00	0	0	0	0						
504900	- Early Vote Reporting	0	0	0.00	0	0	0	0						
505000	5050	0	0	0.00	0	0	0	0						
505000	- Absentee Reporting	0	0	0.00	0	0	0	0						
505000	- Early Vote Reporting	0	0	0.00	0	0	0	0						
505100	5051	0	0	0.00	0	0	0	0						
505100	- Absentee Reporting	0	0	0.00	0	0	0	0						
505100	- Early Vote Reporting	0	0	0.00	0	0	0	0						
505200	5052	0	0	0.00	0	0	0	0						
505200	- Absentee Reporting	0	0	0.00	0	0	0	0						
505200	- Early Vote Reporting	0	0	0.00	0	0	0	0						
505300	5053	20	2	10.00	*****			Insufficient Turnout to Protect Voter Privacy			*****			
505300	- Absentee Reporting	20	2	10.00	*****			Insufficient Turnout to Protect Voter Privacy			*****			
505300	- Early Vote Reporting	20	6	30.00	*****			Insufficient Turnout to Protect Voter Privacy			*****			
505400	5054	4	0	0.00	0	0	0	0						
505400	- Absentee Reporting	4	3	75.00	*****			Insufficient Turnout to Protect Voter Privacy			*****			
505400	- Early Vote Reporting	4	1	25.00	*****			Insufficient Turnout to Protect Voter Privacy			*****			
505600	5056	932	169	18.13	128	31	79	81						
505600	- Absentee Reporting	932	112	12.02	80	21	42	56						
505600	- Early Vote Reporting	932	357	38.30	274	69	180	162						
505800	5058	0	0	0.00	0	0	0	0						
505800	- Absentee Reporting	0	0	0.00	0	0	0	0						
505800	- Early Vote Reporting	0	0	0.00	0	0	0	0						
506100	5061	0	0	0.00	0	0	0	0						
506100	- Absentee Reporting	0	0	0.00	0	0	0	0						
506100	- Early Vote Reporting	0	1	0.00	*****			Insufficient Turnout to Protect Voter Privacy			*****			
506200	5062	1262	285	22.58	237	41	120	154						
506200	- Absentee Reporting	1262	114	9.03	85	17	36	67						
506200	- Early Vote Reporting	1262	609	48.26	487	100	248	334						
506300	5063	298	44	14.77	34	6	17	21						
506300	- Absentee Reporting	298	10	3.36	8	0	5	3						
506300	- Early Vote Reporting	298	95	31.88	77	11	51	36						
506400	5064	618	129	20.87	102	15	68	50						
506400	- Absentee Reporting	618	17	2.75	14	1	10	5						
506400	- Early Vote Reporting	618	199	32.20	166	19	101	81						
610000	6100	686	152	22.16	125	22	82	64						
610000	- Absentee Reporting	686	59	8.60	52	4	29	26						
610000	- Early Vote Reporting	686	269	39.21	223	37	136	123						
610100	6101	214	44	20.56	36	5	20	21						
610100	- Absentee Reporting	214	17	7.94	16	1	14	3						
610100	- Early Vote Reporting	214	62	28.97	48	7	36	20						

12-1057

WASHOE COUNTY Statement of Vote
GENERAL ELECTION

140041	WASHOE												
	Registration	Ballots Cast	Turnout (%)	WC-1: 2012 PUBLIC SAFETY AUTOMATIC AID ADVISORY YES	NO	WC-2: 2012 PUBLIC SERVICE FUNDING ADVISORY YES	NO						
610200 6102	200	64	32.00	55	6	32	28						
610200 - Absentee Reporting	200	9	4.50	*****				Insufficient Turnout to Protect Voter Privacy				*****	
610200 - Early Vote Reporting	200	46	23.00	38	5	20	22						
610400 6104	0	0	0.00	0	0	0	0						
610400 - Absentee Reporting	0	0	0.00	0	0	0	0						
610400 - Early Vote Reporting	0	0	0.00	0	0	0	0						
610500 6105	334	100	29.94	79	18	35	61						
610500 - Absentee Reporting	334	17	5.09	17	0	9	8						
610500 - Early Vote Reporting	334	127	38.02	109	13	63	59						
610600 6106	524	128	24.43	94	28	48	74						
610600 - Absentee Reporting	524	32	6.11	23	7	15	16						
610600 - Early Vote Reporting	524	242	46.18	190	45	105	130						
610700 6107	161	28	17.39	24	1	13	11						
610700 - Absentee Reporting	161	14	8.70	12	0	0	11						
610700 - Early Vote Reporting	161	48	29.81	37	8	17	29						
610800 6108	1052	251	23.86	213	32	110	134						
610800 - Absentee Reporting	1052	55	5.23	40	5	28	18						
610800 - Early Vote Reporting	1052	400	38.02	322	59	194	185						
610900 6109	619	171	27.63	132	33	66	97						
610900 - Absentee Reporting	619	42	6.79	35	3	19	18						
610900 - Early Vote Reporting	619	267	43.13	200	56	131	122						
611000 6110	780	173	22.18	128	34	73	95						
611000 - Absentee Reporting	780	73	9.36	57	6	34	28						
611000 - Early Vote Reporting	780	326	41.79	263	47	170	140						
611100 6111	791	197	24.91	166	26	104	89						
611100 - Absentee Reporting	791	51	6.45	36	9	14	31						
611100 - Early Vote Reporting	791	287	36.28	238	38	142	135						
611300 6113	563	129	22.91	112	12	66	60						
611300 - Absentee Reporting	563	19	3.37	13	4	8	8						
611300 - Early Vote Reporting	563	251	44.58	190	43	121	113						
611400 6114	1099	225	20.47	184	33	104	112						
611400 - Absentee Reporting	1099	65	5.91	47	13	29	30						
611400 - Early Vote Reporting	1099	458	41.67	383	59	246	193						
611500 6115	33	4	12.12	*****				Insufficient Turnout to Protect Voter Privacy				*****	
611500 - Absentee Reporting	33	9	27.27	*****				Insufficient Turnout to Protect Voter Privacy				*****	
611500 - Early Vote Reporting	33	11	33.33	7	3	4	6						
620200 6202	1265	301	23.79	261	30	128	159						
620200 - Absentee Reporting	1265	94	7.43	78	11	32	58						
620200 - Early Vote Reporting	1265	561	44.35	464	82	268	274						
620300 6203	431	105	24.36	89	15	52	52						
620300 - Absentee Reporting	431	22	5.10	17	2	13	6						
620300 - Early Vote Reporting	431	177	41.07	140	29	85	81						
620500 6205	994	231	23.24	196	26	91	133						
620500 - Absentee Reporting	994	69	6.94	56	10	27	39						
620500 - Early Vote Reporting	994	427	42.96	362	52	207	207						
620600 6206	191	58	30.37	49	5	27	28						
620600 - Absentee Reporting	191	10	5.24	9	0	6	4						
620600 - Early Vote Reporting	191	44	23.04	36	7	18	25						
620700 6207	0	0	0.00	0	0	0	0						
620700 - Absentee Reporting	0	0	0.00	0	0	0	0						
620700 - Early Vote Reporting	0	0	0.00	0	0	0	0						
620800 6208	603	178	29.52	149	20	63	103						
620800 - Absentee Reporting	603	47	7.79	33	8	24	17						
620800 - Early Vote Reporting	603	247	40.96	181	53	108	127						
620900 6209	422	116	27.49	91	24	48	68						
620900 - Absentee Reporting	422	28	6.64	22	2	16	8						
620900 - Early Vote Reporting	422	186	44.08	144	32	81	97						
621000 6210	813	201	24.72	154	40	75	118						
621000 - Absentee Reporting	813	76	9.35	54	13	32	34						
621000 - Early Vote Reporting	813	342	42.07	280	49	136	191						

12-1057

WASHOE COUNTY Statement of Vote
GENERAL ELECTION

140041		WASHOE												
		Registration	Ballots Cast	Turnout (%)	WC-1: 2012 PUBLIC SAFETY AUTOMATIC AID ADVISORY		WC-2: 2012 PUBLIC SERVICE FUNDING ADVISORY							
					YES	NO	YES	NO						
621100 6211	1116	302	27.06		236	54		107	182					
621100 - Absentee Reporting	1116	62	5.56		50	7		18	37					
621100 - Early Vote Reporting	1116	527	47.22		423	92		230	276					
621200 6212	350	86	24.57		68	11		23	57					
621200 - Absentee Reporting	350	30	8.57		24	4		8	20					
621200 - Early Vote Reporting	350	162	46.29		115	44		50	107					
621300 6213	684	188	27.49		160	24		71	113					
621300 - Absentee Reporting	684	48	7.02		39	6		18	26					
621300 - Early Vote Reporting	684	277	40.50		215	52		121	145					
621400 6214	687	185	26.93		139	36		62	115					
621400 - Absentee Reporting	687	52	7.57		41	5		17	31					
621400 - Early Vote Reporting	687	327	47.60		247	71		133	184					
621600 6216	723	178	24.62		138	36		64	110					
621600 - Absentee Reporting	723	49	6.78		37	12		15	34					
621600 - Early Vote Reporting	723	339	46.89		271	61		155	177					
621700 6217	0	0	0.00		0	0		0	0					
621700 - Absentee Reporting	0	0	0.00		0	0		0	0					
621700 - Early Vote Reporting	0	0	0.00		0	0		0	0					
621800 6218	0	0	0.00		0	0		0	0					
621800 - Absentee Reporting	0	0	0.00		0	0		0	0					
621800 - Early Vote Reporting	0	0	0.00		0	0		0	0					
630000 6300	862	237	27.49		176	48		82	146					
630000 - Absentee Reporting	862	56	6.50		43	5		25	25					
630000 - Early Vote Reporting	862	410	47.56		333	63		167	227					
630100 6301	135	49	36.30		38	9		16	31					
630100 - Absentee Reporting	135	13	9.63		10	3		4	9					
630100 - Early Vote Reporting	135	59	43.70		42	16		21	37					
630200 6302	866	205	23.67		169	31		83	115					
630200 - Absentee Reporting	866	45	5.20		36	5		26	15					
630200 - Early Vote Reporting	866	351	40.53		297	46		159	181					
630300 6303	55	2	3.64		*****	*****		*****	*****					
630300 - Absentee Reporting	55	25	45.45		21	2		9	14					
630300 - Early Vote Reporting	55	13	23.64		10	2		6	6					
630400 6304	0	0	0.00		0	0		0	0					
630400 - Absentee Reporting	0	0	0.00		0	0		0	0					
630400 - Early Vote Reporting	0	0	0.00		0	0		0	0					
630600 6306	1000	206	20.60		159	36		79	113					
630600 - Absentee Reporting	1000	76	7.60		70	4		40	33					
630600 - Early Vote Reporting	1000	437	43.70		356	63		218	201					
630700 6307	1292	331	25.62		254	62		125	188					
630700 - Absentee Reporting	1292	101	7.82		86	10		32	63					
630700 - Early Vote Reporting	1292	609	47.14		474	120		270	321					
630800 6308	1110	195	17.57		148	38		70	117					
630800 - Absentee Reporting	1110	191	17.21		151	26		66	110					
630800 - Early Vote Reporting	1110	597	53.78		428	141		233	339					
631000 6310	717	168	23.43		109	49		56	103					
631000 - Absentee Reporting	717	57	7.95		41	6		23	24					
631000 - Early Vote Reporting	717	339	47.28		249	75		129	196					
631100 6311	846	225	26.60		187	29		85	132					
631100 - Absentee Reporting	846	53	6.26		42	9		19	34					
631100 - Early Vote Reporting	846	412	48.70		322	77		181	218					
631300 6313	1153	309	26.80		240	53		109	186					
631300 - Absentee Reporting	1153	87	7.55		66	15		28	50					
631300 - Early Vote Reporting	1153	535	46.40		402	109		219	294					
631400 6314	659	177	26.86		136	37		52	120					
631400 - Absentee Reporting	659	52	7.89		40	3		17	26					
631400 - Early Vote Reporting	659	276	41.88		211	58		104	164					
631700 6317	0	0	0.00		0	0		0	0					
631700 - Absentee Reporting	0	0	0.00		0	0		0	0					
631700 - Early Vote Reporting	0	0	0.00		0	0		0	0					

12-1-07

WASHOE COUNTY Statement of Vote
GENERAL ELECTION

140041		WASHOE													
		Registration	Ballots Cast	Turnout (%)	WC-1: 2012 PUBLIC SAFETY AUTOMATIC AID ADVISORY		WC-2: 2012 PUBLIC SERVICE FUNDING ADVISORY								
					YES	NO	YES	NO							
631800	6318	104	28	26.92	24	3	9	18							
631800	- Absentee Reporting	104	9	8.65	*****		Insufficient Turnout to Protect Voter Privacy		*****						
631800	- Early Vote Reporting	104	40	38.46	35	4	15	24							
631900	6319	462	123	26.62	108	11	47	73							
631900	- Absentee Reporting	462	32	6.93	27	5	7	25							
631900	- Early Vote Reporting	462	254	54.98	186	60	99	145							
632000	6320	784	178	22.70	139	32	70	103							
632000	- Absentee Reporting	784	48	6.12	31	12	14	30							
632000	- Early Vote Reporting	784	400	51.02	326	67	160	232							
640000	6400	312	92	29.49	62	29	37	54							
640000	- Absentee Reporting	312	24	7.69	19	2	11	10							
640000	- Early Vote Reporting	312	132	42.31	89	41	56	74							
640300	6403	1344	292	21.73	217	70	110	177							
640300	- Absentee Reporting	1344	77	5.73	56	17	32	37							
640300	- Early Vote Reporting	1344	768	57.14	574	176	286	462							
640500	6405	885	143	16.16	108	29	40	95							
640500	- Absentee Reporting	885	65	7.34	40	17	21	37							
640500	- Early Vote Reporting	885	524	59.21	371	142	185	327							
640700	6407	690	129	18.70	88	34	37	88							
640700	- Absentee Reporting	690	50	7.25	35	14	12	36							
640700	- Early Vote Reporting	690	367	53.19	263	93	146	211							
641100	6411	992	197	19.86	152	37	47	136							
641100	- Absentee Reporting	992	81	8.17	64	13	30	47							
641100	- Early Vote Reporting	992	602	60.69	424	168	199	387							
641300	6413	1212	334	27.56	273	58	114	214							
641300	- Absentee Reporting	1212	104	8.58	83	15	29	67							
641300	- Early Vote Reporting	1212	606	50.00	478	120	230	369							
641500	6415	718	142	19.78	102	35	38	99							
641500	- Absentee Reporting	718	73	10.17	52	12	24	42							
641500	- Early Vote Reporting	718	410	57.10	300	98	127	272							
641600	6416	1301	272	20.91	208	56	98	167							
641600	- Absentee Reporting	1301	101	7.76	78	14	40	53							
641600	- Early Vote Reporting	1301	719	55.27	528	169	265	430							
641800	6418	1058	285	26.94	218	52	107	165							
641800	- Absentee Reporting	1058	60	5.67	47	7	22	33							
641800	- Early Vote Reporting	1058	559	52.84	435	108	195	347							
642200	6422	1298	273	21.03	211	56	93	172							
642200	- Absentee Reporting	1298	120	9.24	92	21	29	80							
642200	- Early Vote Reporting	1298	753	58.01	549	187	253	485							
642300	6423	642	166	25.86	139	24	59	103							
642300	- Absentee Reporting	642	40	6.23	29	8	11	25							
642300	- Early Vote Reporting	642	360	56.07	269	80	125	223							
642500	6425	1456	333	22.87	259	63	108	212							
642500	- Absentee Reporting	1456	93	6.39	76	14	18	70							
642500	- Early Vote Reporting	1456	768	52.75	581	158	275	466							
642700	6427	0	0	0.00	0	0	0	0							
642700	- Absentee Reporting	0	0	0.00	0	0	0	0							
642700	- Early Vote Reporting	0	0	0.00	0	0	0	0							
650000	6500	989	221	22.35	181	34	86	127							
650000	- Absentee Reporting	989	59	5.97	45	13	22	36							
650000	- Early Vote Reporting	989	535	54.10	414	107	208	315							
650100	6501	1335	301	22.55	232	57	123	170							
650100	- Absentee Reporting	1335	88	6.59	70	10	28	48							
650100	- Early Vote Reporting	1335	702	52.58	548	139	284	400							
650300	6503	10	1	10.00	*****		Insufficient Turnout to Protect Voter Privacy		*****						
650300	- Absentee Reporting	10	2	20.00	*****		Insufficient Turnout to Protect Voter Privacy		*****						
650300	- Early Vote Reporting	10	4	40.00	*****		Insufficient Turnout to Protect Voter Privacy		*****						
650800	6508	634	151	23.82	114	33	50	96							
650800	- Absentee Reporting	634	43	6.78	36	3	16	26							
650800	- Early Vote Reporting	634	353	55.68	257	85	133	209							

12-1057

WASHOE COUNTY Statement of Vote
GENERAL ELECTION

140041		WASHOE												
		Registration	Ballots Cast	Turnout (%)	MC-1: 2012 PUBLIC SAFETY AUTOMATIC AID ADVISORY		MC-2: 2012 PUBLIC SERVICE FUNDING ADVISORY							
					YES	NO	YES	NO						
651100	6511	730	183	25.07	156	25	70	109						
651100	- Absentee Reporting	730	41	5.62	33	8	20	21						
651100	- Early Vote Reporting	730	339	46.44	261	64	129	197						
651300	6513	813	249	30.63	192	45	100	140						
651300	- Absentee Reporting	813	34	4.18	20	9	10	20						
651300	- Early Vote Reporting	813	339	41.70	241	91	127	201						
651400	6514	1083	316	29.18	251	50	132	174						
651400	- Absentee Reporting	1083	69	6.37	57	6	25	38						
651400	- Early Vote Reporting	1083	447	41.27	338	87	180	244						
651600	6516	1108	257	23.19	206	38	85	157						
651600	- Absentee Reporting	1108	61	5.51	47	10	33	25						
651600	- Early Vote Reporting	1108	575	51.90	462	90	225	327						
651900	6519	1380	357	25.87	279	71	122	228						
651900	- Absentee Reporting	1380	76	5.51	56	12	24	43						
651900	- Early Vote Reporting	1380	699	50.65	541	141	258	416						
652000	6520	529	135	25.52	99	30	63	65						
652000	- Absentee Reporting	529	28	5.29	17	5	11	11						
652000	- Early Vote Reporting	529	256	48.39	182	67	102	147						
652100	6521	352	43	12.22	35	8	15	28						
652100	- Absentee Reporting	352	19	5.40	16	2	10	8						
652100	- Early Vote Reporting	352	216	61.36	160	49	86	125						
652200	6522	405	74	18.27	52	18	20	50						
652200	- Absentee Reporting	405	43	10.62	28	12	9	32						
652200	- Early Vote Reporting	405	227	56.05	170	50	77	145						
652300	6523	0	0	0.00	0	0	0	0						
652300	- Absentee Reporting	0	0	0.00	0	0	0	0						
652300	- Early Vote Reporting	0	0	0.00	0	0	0	0						
652400	6524	894	216	24.16	169	39	73	135						
652400	- Absentee Reporting	894	65	7.27	51	11	36	24						
652400	- Early Vote Reporting	894	425	47.54	321	82	158	245						
652500	6525	119	25	21.01	20	4	7	18						
652500	- Absentee Reporting	119	2	1.68	*****		Insufficient Turnout to Protect Voter Privacy				*****			
652500	- Early Vote Reporting	119	62	52.10	50	10	23	37						
652600	6526	534	117	21.91	90	22	47	65						
652600	- Absentee Reporting	534	54	10.11	45	2	28	20						
652600	- Early Vote Reporting	534	239	44.76	170	57	94	134						
652700	6527	0	0	0.00	0	0	0	0						
652700	- Absentee Reporting	0	0	0.00	0	0	0	0						
652700	- Early Vote Reporting	0	0	0.00	0	0	0	0						
652800	6528	0	0	0.00	0	0	0	0						
652800	- Absentee Reporting	0	0	0.00	0	0	0	0						
652800	- Early Vote Reporting	0	0	0.00	0	0	0	0						
652900	6529	0	0	0.00	0	0	0	0						
652900	- Absentee Reporting	0	0	0.00	0	0	0	0						
652900	- Early Vote Reporting	0	0	0.00	0	0	0	0						
710000	7100	11	2	18.18	*****		Insufficient Turnout to Protect Voter Privacy				*****			
710000	- Absentee Reporting	11	0	0.00	0	0	0	0						
710000	- Early Vote Reporting	11	9	81.82	*****		Insufficient Turnout to Protect Voter Privacy				*****			
730000	7300	219	66	30.14	60	4	36	28						
730000	- Absentee Reporting	219	8	3.65	*****		Insufficient Turnout to Protect Voter Privacy				*****			
730000	- Early Vote Reporting	219	52	23.74	42	6	29	19						
730200	7302	4	1	25.00	*****		Insufficient Turnout to Protect Voter Privacy				*****			
730200	- Absentee Reporting	4	0	0.00	0	0	0	0						
730200	- Early Vote Reporting	4	0	0.00	0	0	0	0						
730400	7304	461	125	27.11	94	25	52	69						
730400	- Absentee Reporting	461	25	5.42	25	0	11	13						
730400	- Early Vote Reporting	461	161	34.92	130	28	80	75						
730600	7306	84	36	42.86	32	4	22	14						
730600	- Absentee Reporting	84	10	11.90	7	3	2	7						
730600	- Early Vote Reporting	84	21	25.00	16	5	11	10						

12/10/34

WASHOE COUNTY Statement of Vote
GENERAL ELECTION

140041		WASHOE												
	Registration	Ballots Cast	Turnout (%)	WC-1: 2012 PUBLIC SAFETY AUTOMATIC AID ADVISORY		WC-2: 2012 PUBLIC SERVICE FUNDING ADVISORY								
				YES	NO	YES	NO							
730700 7307	21	5	23.81	*****		*****		Insufficient Turnout to Protect Voter Privacy						*****
730700 - Absentee Reporting	21	1	4.76	*****		*****		Insufficient Turnout to Protect Voter Privacy						*****
730700 - Early Vote Reporting	21	12	57.14	12	0	5	6							
730800 7308	30	2	6.67	*****		*****		Insufficient Turnout to Protect Voter Privacy						*****
730800 - Absentee Reporting	30	12	40.00	11	1	3	9							
730800 - Early Vote Reporting	30	11	36.67	8	3	6	5							
730900 7309	9	1	11.11	*****		*****		Insufficient Turnout to Protect Voter Privacy						*****
730900 - Absentee Reporting	9	0	0.00	0	0	0	0							
730900 - Early Vote Reporting	9	7	77.78	*****		*****		Insufficient Turnout to Protect Voter Privacy						*****
731200 7312	713	180	25.25	154	18	76	97							
731200 - Absentee Reporting	713	43	6.03	32	5	19	18							
731200 - Early Vote Reporting	713	261	36.61	224	29	114	142							
731300 7313	230	60	26.09	49	9	22	36							
731300 - Absentee Reporting	230	13	5.65	13	0	5	8							
731300 - Early Vote Reporting	230	81	35.22	65	15	39	42							
731400 7314	697	164	23.53	140	20	55	106							
731400 - Absentee Reporting	697	32	4.59	27	1	11	17							
731400 - Early Vote Reporting	697	279	40.03	224	42	133	135							
731500 7315	5	2	40.00	*****		*****		Insufficient Turnout to Protect Voter Privacy						*****
731500 - Absentee Reporting	5	0	0.00	0	0	0	0							
731500 - Early Vote Reporting	5	0	0.00	0	0	0	0							
731600 7316	1014	242	23.87	204	33	95	143							
731600 - Absentee Reporting	1014	55	5.42	47	6	24	29							
731600 - Early Vote Reporting	1014	377	37.18	308	59	168	195							
731700 7317	3	1	33.33	*****		*****		Insufficient Turnout to Protect Voter Privacy						*****
731700 - Absentee Reporting	3	0	0.00	0	0	0	0							
731700 - Early Vote Reporting	3	1	33.33	*****		*****		Insufficient Turnout to Protect Voter Privacy						*****
731800 7318	124	29	23.39	26	3	13	16							
731800 - Absentee Reporting	124	8	6.45	*****		*****		Insufficient Turnout to Protect Voter Privacy						*****
731800 - Early Vote Reporting	124	49	39.52	34	12	24	23							
731900 7319	19	6	31.58	*****		*****		Insufficient Turnout to Protect Voter Privacy						*****
731900 - Absentee Reporting	19	0	0.00	0	0	0	0							
731900 - Early Vote Reporting	19	9	47.37	*****		*****		Insufficient Turnout to Protect Voter Privacy						*****
732000 7320	3	0	0.00	0	0	0	0							
732000 - Absentee Reporting	3	0	0.00	0	0	0	0							
732000 - Early Vote Reporting	3	2	66.67	*****		*****		Insufficient Turnout to Protect Voter Privacy						*****
732100 7321	1	0	0.00	0	0	0	0							
732100 - Absentee Reporting	1	0	0.00	0	0	0	0							
732100 - Early Vote Reporting	1	0	0.00	0	0	0	0							
740000 7400	7	0	0.00	0	0	0	0							
740000 - Absentee Reporting	7	6	85.71	*****		*****		Insufficient Turnout to Protect Voter Privacy						*****
740000 - Early Vote Reporting	7	0	0.00	0	0	0	0							
740200 7402	954	277	29.04	225	45	113	150							
740200 - Absentee Reporting	954	51	5.35	41	5	18	28							
740200 - Early Vote Reporting	954	376	39.41	274	93	145	221							
740300 7403	6	0	0.00	0	0	0	0							
740300 - Absentee Reporting	6	0	0.00	0	0	0	0							
740300 - Early Vote Reporting	6	2	33.33	*****		*****		Insufficient Turnout to Protect Voter Privacy						*****
740400 7404	49	13	26.53	8	5	3	10							
740400 - Absentee Reporting	49	5	10.20	*****		*****		Insufficient Turnout to Protect Voter Privacy						*****
740400 - Early Vote Reporting	49	24	48.98	18	5	4	18							
740600 7406	7	0	0.00	0	0	0	0							
740600 - Absentee Reporting	7	0	0.00	0	0	0	0							
740600 - Early Vote Reporting	7	4	57.14	*****		*****		Insufficient Turnout to Protect Voter Privacy						*****
740700 7407	945	258	27.30	204	49	87	165							
740700 - Absentee Reporting	945	62	6.56	44	11	22	31							
740700 - Early Vote Reporting	945	469	49.63	356	100	146	309							
740800 7408	424	105	24.76	88	12	36	66							
740800 - Absentee Reporting	424	52	12.26	40	6	9	39							
740800 - Early Vote Reporting	424	214	50.47	133	74	62	142							

12-1037

WASHOE COUNTY Statement of Vote
GENERAL ELECTION

140041		WASHOE												
		Registration	Ballots Cast	Turnout (%)	WC-1: 2012 PUBLIC SAFETY AUTOMATIC AID ADVISORY		WC-2: 2012 PUBLIC SERVICE FUNDING ADVISORY							
					YES	NO	YES	NO						
741000	7410	978	245	25.05	187	53	71	170						
741000	- Absentee Reporting	978	58	5.93	50	5	16	38						
741000	- Early Vote Reporting	978	476	48.67	356	107	143	323						
741200	7412	582	290	49.83	248	39	118	169						
741200	- Absentee Reporting	582	31	5.33	29	0	11	17						
741200	- Early Vote Reporting	582	70	12.03	51	17	31	37						
741300	7413	4	0	0.00	0	0	0	0						
741300	- Absentee Reporting	4	2	50.00	*****		Insufficient Turnout to Protect Voter Privacy		*****					
741300	- Early Vote Reporting	4	2	50.00	*****		Insufficient Turnout to Protect Voter Privacy		*****					
741400	7414	1410	321	22.77	258	52	97	208						
741400	- Absentee Reporting	1410	93	6.60	77	13	30	60						
741400	- Early Vote Reporting	1410	738	52.34	551	170	234	488						
741500	7415	1257	292	23.23	216	65	92	188						
741500	- Absentee Reporting	1257	145	11.54	119	6	54	71						
741500	- Early Vote Reporting	1257	592	47.10	435	142	212	362						
741600	7416	1035	245	23.67	190	42	63	172						
741600	- Absentee Reporting	1035	93	8.99	67	16	30	56						
741600	- Early Vote Reporting	1035	516	49.86	378	126	140	366						
741700	7417	537	99	18.44	72	26	23	73						
741700	- Absentee Reporting	537	46	8.57	36	5	11	29						
741700	- Early Vote Reporting	537	310	57.73	213	87	67	231						
741800	7418	1134	230	20.28	158	66	61	160						
741800	- Absentee Reporting	1134	72	6.35	49	16	18	49						
741800	- Early Vote Reporting	1134	685	60.41	484	190	187	483						
742400	7424	78	17	21.79	14	3	2	15						
742400	- Absentee Reporting	78	5	6.41	*****		Insufficient Turnout to Protect Voter Privacy		*****					
742400	- Early Vote Reporting	78	39	50.00	23	14	12	25						
742500	7425	956	235	24.58	175	54	65	164						
742500	- Absentee Reporting	956	69	7.22	54	14	13	55						
742500	- Early Vote Reporting	956	451	47.18	316	118	128	303						
742600	7426	26	4	15.38	*****		Insufficient Turnout to Protect Voter Privacy		*****					
742600	- Absentee Reporting	26	3	11.54	*****		Insufficient Turnout to Protect Voter Privacy		*****					
742600	- Early Vote Reporting	26	18	69.23	11	3	3	12						
742800	7428	3	0	0.00	0	0	0	0						
742800	- Absentee Reporting	3	0	0.00	0	0	0	0						
742800	- Early Vote Reporting	3	3	100.00	*****		Insufficient Turnout to Protect Voter Privacy		*****					
743000	7430	940	265	28.19	203	52	86	168						
743000	- Absentee Reporting	940	68	7.23	48	16	10	53						
743000	- Early Vote Reporting	940	475	50.53	346	110	140	320						
743100	7431	65	8	12.31	*****		Insufficient Turnout to Protect Voter Privacy		*****					
743100	- Absentee Reporting	65	5	7.69	*****		Insufficient Turnout to Protect Voter Privacy		*****					
743100	- Early Vote Reporting	65	47	72.31	30	17	10	37						
743300	7433	139	18	12.95	16	2	4	14						
743300	- Absentee Reporting	139	38	27.34	32	6	7	29						
743300	- Early Vote Reporting	139	63	45.32	48	13	24	36						
750000	7500	179	21	11.73	16	5	8	13						
750000	- Absentee Reporting	179	36	20.11	32	1	9	22						
750000	- Early Vote Reporting	179	97	54.19	82	13	42	52						
750100	7501	298	73	24.50	63	10	31	41						
750100	- Absentee Reporting	298	17	5.70	15	1	3	13						
750100	- Early Vote Reporting	298	147	49.33	127	19	70	76						
750200	7502	1123	303	26.98	251	42	121	173						
750200	- Absentee Reporting	1123	58	5.16	47	7	24	31						
750200	- Early Vote Reporting	1123	493	43.90	406	78	205	276						
750300	7503	39	11	28.21	8	2	3	7						
750300	- Absentee Reporting	39	2	5.13	*****		Insufficient Turnout to Protect Voter Privacy		*****					
750300	- Early Vote Reporting	39	18	46.15	14	4	7	11						
750400	7504	1124	288	25.62	232	46	99	179						
750400	- Absentee Reporting	1124	78	6.94	65	4	31	36						
750400	- Early Vote Reporting	1124	489	43.51	405	73	195	281						

12-10-12
ES

WASHOE COUNTY Statement of Vote
GENERAL ELECTION

140041		WASHOE												
	Registration	Ballots Cast	Turnout (%)	WC-1: 2012 PUBLIC SAFETY AUTOMATIC AID ADVISORY		WC-2: 2012 PUBLIC SERVICE FUNDING ADVISORY								
				YES	NO	YES	NO							
750500 7505	316	75	23.73	67	7	33	41							
750500 - Absentee Reporting	316	28	8.86	21	5	9	18							
750500 - Early Vote Reporting	316	121	38.29	97	19	55	58							
750600 7506	506	129	25.49	94	33	32	94							
750600 - Absentee Reporting	506	52	10.28	40	9	12	36							
750600 - Early Vote Reporting	506	232	45.85	167	57	73	149							
750700 7507	293	107	36.52	75	29	34	70							
750700 - Absentee Reporting	293	15	5.12	15	0	8	7							
750700 - Early Vote Reporting	293	94	32.08	79	14	38	55							
750800 7508	86	42	48.84	38	2	18	21							
750800 - Absentee Reporting	86	6	6.98	*****		Insufficient Turnout to Protect Voter Privacy		*****						
750800 - Early Vote Reporting	86	18	20.93	14	3	9	7							
750900 7509	9	3	33.33	*****		Insufficient Turnout to Protect Voter Privacy		*****						
750900 - Absentee Reporting	9	1	11.11	*****		Insufficient Turnout to Protect Voter Privacy		*****						
750900 - Early Vote Reporting	9	3	33.33	*****		Insufficient Turnout to Protect Voter Privacy		*****						
751200 7512	100	18	18.00	14	4	5	13							
751200 - Absentee Reporting	100	9	9.00	*****		Insufficient Turnout to Protect Voter Privacy		*****						
751200 - Early Vote Reporting	100	59	59.00	44	9	19	35							
751300 7513	711	206	28.97	172	29	66	136							
751300 - Absentee Reporting	711	50	7.03	42	4	28	18							
751300 - Early Vote Reporting	711	246	34.60	205	34	117	122							
751400 7514	544	135	24.82	111	17	52	75							
751400 - Absentee Reporting	544	45	8.27	37	6	20	23							
751400 - Early Vote Reporting	544	184	33.82	152	28	74	108							
751600 7516	38	8	21.05	*****		Insufficient Turnout to Protect Voter Privacy		*****						
751600 - Absentee Reporting	38	5	13.16	*****		Insufficient Turnout to Protect Voter Privacy		*****						
751600 - Early Vote Reporting	38	17	44.74	15	1	6	10							
751700 7517	325	87	26.77	72	11	35	47							
751700 - Absentee Reporting	325	29	8.92	23	2	8	16							
751700 - Early Vote Reporting	325	138	42.46	108	29	56	81							
751800 7518	1	0	0.00	0	0	0	0							
751800 - Absentee Reporting	1	0	0.00	0	0	0	0							
751800 - Early Vote Reporting	1	0	0.00	0	0	0	0							
751900 7519	593	207	34.91	141	60	51	152							
751900 - Absentee Reporting	593	60	10.12	44	11	6	47							
751900 - Early Vote Reporting	593	236	39.80	181	49	60	171							
752000 7520	997	292	29.29	237	46	115	170							
752000 - Absentee Reporting	997	60	6.02	50	3	18	36							
752000 - Early Vote Reporting	997	398	39.92	315	74	146	246							
752100 7521	70	0	0.00	0	0	0	0							
752100 - Absentee Reporting	70	51	72.86	41	7	4	46							
752100 - Early Vote Reporting	70	1	1.43	*****		Insufficient Turnout to Protect Voter Privacy		*****						
752200 7522	100	0	0.00	0	0	0	0							
752200 - Absentee Reporting	100	80	80.00	66	10	24	51							
752200 - Early Vote Reporting	100	0	0.00	0	0	0	0							
752300 7523	1079	379	35.13	307	62	114	256							
752300 - Absentee Reporting	1079	76	7.04	62	5	30	34							
752300 - Early Vote Reporting	1079	415	38.46	344	64	125	280							
752400 7524	731	307	42.00	233	58	98	194							
752400 - Absentee Reporting	731	49	6.70	39	5	20	25							
752400 - Early Vote Reporting	731	251	34.34	195	50	90	155							
752500 7525	1148	324	28.22	251	63	105	209							
752500 - Absentee Reporting	1148	83	7.23	63	13	17	57							
752500 - Early Vote Reporting	1148	530	46.17	417	99	171	342							
752600 7526	928	257	27.69	194	49	66	172							
752600 - Absentee Reporting	928	71	7.65	52	12	19	44							
752600 - Early Vote Reporting	928	464	50.00	350	103	188	261							
752700 7527	474	127	26.79	91	32	41	83							
752700 - Absentee Reporting	474	35	7.38	30	1	13	19							
752700 - Early Vote Reporting	474	214	45.15	164	44	78	127							

12-10-12

WASHOE COUNTY Statement of Vote
GENERAL ELECTION

November 6, 2012

140041		WASHOE												
		Registration	Ballots Cast	Turnout (%)	WC-1: 2012 PUBLIC SAFETY AUTOMATIC AID ADVISORY		WC-2: 2012 PUBLIC SERVICE FUNDING ADVISORY							
					YES	NO	YES	NO						
752800	7528	579	142	24.53	113	25	43	94						
	752800 - Absentee Reporting	579	38	6.56	33	4	5	32						
	752800 - Early Vote Reporting	579	242	41.80	182	54	64	169						
752900	7529	289	7	2.42	*****		Insufficient Turnout to Protect Voter Privacy							*****
	752900 - Absentee Reporting	289	197	68.17	162	27	33	154						
	752900 - Early Vote Reporting	289	22	7.61	19	3	8	14						
753100	7531	27	1	3.70	*****		Insufficient Turnout to Protect Voter Privacy							*****
	753100 - Absentee Reporting	27	12	44.44	8	3	4	7						
	753100 - Early Vote Reporting	27	1	3.70	*****		Insufficient Turnout to Protect Voter Privacy							*****
753200	7532	972	213	21.91	150	57	64	143						
	753200 - Absentee Reporting	972	92	9.47	61	22	23	58						
	753200 - Early Vote Reporting	972	525	54.01	390	112	190	305						
753300	7533	268	85	31.72	71	13	25	59						
	753300 - Absentee Reporting	268	17	6.34	12	5	7	10						
	753300 - Early Vote Reporting	268	78	29.10	66	10	28	49						
753400	7534	136	27	19.85	20	3	7	16						
	753400 - Absentee Reporting	136	8	5.88	*****		Insufficient Turnout to Protect Voter Privacy							*****
	753400 - Early Vote Reporting	136	47	34.56	39	4	21	24						
753600	7536	931	255	27.39	224	24	85	162						
	753600 - Absentee Reporting	931	74	7.95	64	7	20	50						
	753600 - Early Vote Reporting	931	416	44.68	326	85	150	262						
753700	7537	158	38	24.05	27	8	16	20						
	753700 - Absentee Reporting	158	11	6.96	10	1	6	4						
	753700 - Early Vote Reporting	158	54	34.18	45	7	20	30						
753900	7539	5	0	0.00	0	0	0	0						
	753900 - Absentee Reporting	5	0	0.00	0	0	0	0						
	753900 - Early Vote Reporting	5	5	100.00	*****		Insufficient Turnout to Protect Voter Privacy							*****
754000	7540	363	125	34.44	86	30	26	90						
	754000 - Absentee Reporting	363	29	7.99	27	2	9	20						
	754000 - Early Vote Reporting	363	154	42.42	124	26	47	104						
754100	7541	1095	381	34.79	302	70	109	257						
	754100 - Absentee Reporting	1095	81	7.40	62	13	32	43						
	754100 - Early Vote Reporting	1095	377	34.43	306	60	140	223						
754300	7543	591	168	28.43	133	31	41	122						
	754300 - Absentee Reporting	591	50	8.46	41	7	12	35						
	754300 - Early Vote Reporting	591	223	37.73	175	45	76	143						
754400	7544	236	67	28.39	53	13	27	39						
	754400 - Absentee Reporting	236	29	12.29	24	5	9	20						
	754400 - Early Vote Reporting	236	88	37.29	69	18	31	55						
754600	7546	0	0	0.00	0	0	0	0						
	754600 - Absentee Reporting	0	0	0.00	0	0	0	0						
	754600 - Early Vote Reporting	0	0	0.00	0	0	0	0						
754700	7547	41	0	0.00	0	0	0	0						
	754700 - Absentee Reporting	41	25	60.98	18	5	9	15						
	754700 - Early Vote Reporting	41	3	7.32	*****		Insufficient Turnout to Protect Voter Privacy							*****
754800	7548	7	1	14.29	*****		Insufficient Turnout to Protect Voter Privacy							*****
	754800 - Absentee Reporting	7	0	0.00	0	0	0	0						
	754800 - Early Vote Reporting	7	2	28.57	*****		Insufficient Turnout to Protect Voter Privacy							*****
754900	7549	2	0	0.00	0	0	0	0						
	754900 - Absentee Reporting	2	2	100.00	*****		Insufficient Turnout to Protect Voter Privacy							*****
	754900 - Early Vote Reporting	2	0	0.00	0	0	0	0						
755000	7550	28	6	21.43	*****		Insufficient Turnout to Protect Voter Privacy							*****
	755000 - Absentee Reporting	28	3	10.71	*****		Insufficient Turnout to Protect Voter Privacy							*****
	755000 - Early Vote Reporting	28	12	42.86	10	2	10	2						
755200	7552	221	64	28.96	52	12	17	47						
	755200 - Absentee Reporting	221	30	13.57	28	1	6	23						
	755200 - Early Vote Reporting	221	95	42.99	68	23	18	75						
755300	7553	58	13	22.41	10	3	5	8						
	755300 - Absentee Reporting	58	7	12.07	*****		Insufficient Turnout to Protect Voter Privacy							*****
	755300 - Early Vote Reporting	58	18	31.03	11	7	5	13						

12-10-32

140041		WASHOE												
		Registration	Ballots Cast	Turnout (%)	WC-1: 2012 PUBLIC SAFETY AUTOMATIC AID ADVISORY		WC-2: 2012 PUBLIC SERVICE FUNDING ADVISORY							
					YES	NO	YES	NO						
755600	7556	12	4	33.33	*****		Insufficient Turnout to Protect Voter Privacy		*****					
	- Absentee Reporting	12	0	0.00	0	0	0	0						
	- Early Vote Reporting	12	3	25.00	*****		Insufficient Turnout to Protect Voter Privacy		*****					
755700	7557	874	269	30.78	226	34	94	166						
	- Absentee Reporting	874	67	7.67	55	10	28	37						
	- Early Vote Reporting	874	311	35.58	243	58	117	181						
755800	7558	2	2	100.00	*****		Insufficient Turnout to Protect Voter Privacy		*****					
	- Absentee Reporting	2	0	0.00	0	0	0	0						
	- Early Vote Reporting	2	0	0.00	0	0	0	0						
756200	7562	0	0	0.00	0	0	0	0						
	- Absentee Reporting	0	0	0.00	0	0	0	0						
	- Early Vote Reporting	0	0	0.00	0	0	0	0						
756300	7563	61	12	19.67	9	2	3	8						
	- Absentee Reporting	61	7	11.48	*****		Insufficient Turnout to Protect Voter Privacy		*****					
	- Early Vote Reporting	61	21	34.43	17	3	7	13						
756500	7565	14	5	35.71	*****		Insufficient Turnout to Protect Voter Privacy		*****					
	- Absentee Reporting	14	2	14.29	*****		Insufficient Turnout to Protect Voter Privacy		*****					
	- Early Vote Reporting	14	7	50.00	*****		Insufficient Turnout to Protect Voter Privacy		*****					
756600	7566	0	0	0.00	0	0	0	0						
	- Absentee Reporting	0	0	0.00	0	0	0	0						
	- Early Vote Reporting	0	0	0.00	0	0	0	0						
756700	7567	0	0	0.00	0	0	0	0						
	- Absentee Reporting	0	0	0.00	0	0	0	0						
	- Early Vote Reporting	0	0	0.00	0	0	0	0						
756900	7569	29	9	31.03	*****		Insufficient Turnout to Protect Voter Privacy		*****					
	- Absentee Reporting	29	3	10.34	*****		Insufficient Turnout to Protect Voter Privacy		*****					
	- Early Vote Reporting	29	11	37.93	7	4	3	8						
757000	7570	104	26	25.00	19	7	6	20						
	- Absentee Reporting	104	12	11.54	11	0	5	5						
	- Early Vote Reporting	104	37	35.58	28	9	13	24						
757100	7571	77	19	24.68	14	3	7	11						
	- Absentee Reporting	77	8	10.39	*****		Insufficient Turnout to Protect Voter Privacy		*****					
	- Early Vote Reporting	77	42	54.55	33	7	17	23						
757200	7572	23	1	4.35	*****		Insufficient Turnout to Protect Voter Privacy		*****					
	- Absentee Reporting	23	4	17.39	*****		Insufficient Turnout to Protect Voter Privacy		*****					
	- Early Vote Reporting	23	12	52.17	11	1	5	7						
757300	7573	245	72	29.39	60	8	33	36						
	- Absentee Reporting	245	10	4.08	8	2	4	6						
	- Early Vote Reporting	245	77	31.43	70	2	37	33						
757400	7574	0	0	0.00	0	0	0	0						
	- Absentee Reporting	0	0	0.00	0	0	0	0						
	- Early Vote Reporting	0	0	0.00	0	0	0	0						
757500	7575	9	3	33.33	*****		Insufficient Turnout to Protect Voter Privacy		*****					
	- Absentee Reporting	9	0	0.00	0	0	0	0						
	- Early Vote Reporting	9	3	33.33	*****		Insufficient Turnout to Protect Voter Privacy		*****					
757600	7576	752	214	28.46	156	53	40	170						
	- Absentee Reporting	752	82	10.90	66	11	20	52						
	- Early Vote Reporting	752	318	42.29	243	72	74	238						
757700	7577	264	74	28.03	58	12	27	41						
	- Absentee Reporting	264	10	3.79	9	1	2	8						
	- Early Vote Reporting	264	113	42.80	82	24	38	67						
757800	7578	157	60	38.22	37	23	11	49						
	- Absentee Reporting	157	8	5.10	*****		Insufficient Turnout to Protect Voter Privacy		*****					
	- Early Vote Reporting	157	60	38.22	50	10	21	39						
757900	7579	148	0	0.00	0	0	0	0						
	- Absentee Reporting	148	99	66.89	86	6	29	64						
	- Early Vote Reporting	148	4	2.70	*****		Insufficient Turnout to Protect Voter Privacy		*****					
758000	7580	9	0	0.00	0	0	0	0						
	- Absentee Reporting	9	8	88.89	*****		Insufficient Turnout to Protect Voter Privacy		*****					
	- Early Vote Reporting	9	0	0.00	0	0	0	0						

12-10-37

WASHOE COUNTY Statement of Vote
GENERAL ELECTION

November 6, 2012

140041		WASHOE												
		Registration	Ballots Cast	Turnout (%)	WC-1: 2012 PUBLIC SAFETY AUTOMATIC AID ADVISORY		WC-2: 2012 PUBLIC SERVICE FUNDING ADVISORY							
					YES	NO	YES	NO						
758100	7581	170	76	44.71	68	7	42	33						
758100	- Absentee Reporting	170	6	3.53	*****		Insufficient Turnout to Protect Voter Privacy		*****					
758100	- Early Vote Reporting	170	16	9.41	10	4	9	5						
758200	7582	20	6	30.00	*****		Insufficient Turnout to Protect Voter Privacy		*****					
758200	- Absentee Reporting	20	0	0.00	0	0	0	0						
758200	- Early Vote Reporting	20	9	45.00	*****		Insufficient Turnout to Protect Voter Privacy		*****					
758300	7583	2	2	100.00	*****		Insufficient Turnout to Protect Voter Privacy		*****					
758300	- Absentee Reporting	2	0	0.00	0	0	0	0						
758300	- Early Vote Reporting	2	0	0.00	0	0	0	0						
758400	7584	2	0	0.00	0	0	0	0						
758400	- Absentee Reporting	2	0	0.00	0	0	0	0						
758400	- Early Vote Reporting	2	2	100.00	*****		Insufficient Turnout to Protect Voter Privacy		*****					
758500	7585	1	0	0.00	0	0	0	0						
758500	- Absentee Reporting	1	0	0.00	0	0	0	0						
758500	- Early Vote Reporting	1	1	100.00	*****		Insufficient Turnout to Protect Voter Privacy		*****					
758600	7586	247	61	24.70	49	12	22	39						
758600	- Absentee Reporting	247	33	13.36	16	12	8	20						
758600	- Early Vote Reporting	247	110	44.53	78	30	31	77						
758700	7587	16	0	0.00	0	0	0	0						
758700	- Absentee Reporting	16	4	25.00	*****		Insufficient Turnout to Protect Voter Privacy		*****					
758700	- Early Vote Reporting	16	11	68.75	8	3	2	9						
758800	7588	30	5	16.67	*****		Insufficient Turnout to Protect Voter Privacy		*****					
758800	- Absentee Reporting	30	2	6.67	*****		Insufficient Turnout to Protect Voter Privacy		*****					
758800	- Early Vote Reporting	30	16	53.33	10	6	4	12						
758900	7589	10	4	40.00	*****		Insufficient Turnout to Protect Voter Privacy		*****					
758900	- Absentee Reporting	10	0	0.00	0	0	0	0						
758900	- Early Vote Reporting	10	0	0.00	0	0	0	0						
810000	8100	854	191	22.37	154	30	65	121						
810000	- Absentee Reporting	854	116	13.58	93	14	49	50						
810000	- Early Vote Reporting	854	446	52.22	333	100	157	274						
810100	8101	15	4	26.67	*****		Insufficient Turnout to Protect Voter Privacy		*****					
810100	- Absentee Reporting	15	1	6.67	*****		Insufficient Turnout to Protect Voter Privacy		*****					
810100	- Early Vote Reporting	15	9	60.00	*****		Insufficient Turnout to Protect Voter Privacy		*****					
810200	8102	36	11	30.56	8	1	4	6						
810200	- Absentee Reporting	36	2	5.56	*****		Insufficient Turnout to Protect Voter Privacy		*****					
810200	- Early Vote Reporting	36	17	47.22	12	4	10	6						
810300	8103	693	77	11.11	59	15	32	43						
810300	- Absentee Reporting	693	89	12.84	73	12	29	57						
810300	- Early Vote Reporting	693	447	64.50	367	70	172	264						
810400	8104	603	115	19.07	78	29	38	70						
810400	- Absentee Reporting	603	102	16.92	59	30	31	59						
810400	- Early Vote Reporting	603	244	40.46	127	108	55	179						
810500	8105	633	100	15.80	68	24	34	57						
810500	- Absentee Reporting	633	98	15.48	65	19	30	58						
810500	- Early Vote Reporting	633	302	47.71	214	75	119	171						
810600	8106	908	168	18.50	94	58	48	104						
810600	- Absentee Reporting	908	116	12.78	72	37	30	82						
810600	- Early Vote Reporting	908	436	48.02	264	159	121	305						
810700	8107	1103	210	19.04	150	38	70	117						
810700	- Absentee Reporting	1103	191	17.32	128	41	45	123						
810700	- Early Vote Reporting	1103	397	35.99	246	134	118	258						
810800	8108	905	163	18.01	96	56	39	113						
810800	- Absentee Reporting	905	156	17.24	95	41	40	96						
810800	- Early Vote Reporting	905	407	44.97	239	156	107	288						
810900	8109	1018	216	21.22	124	67	58	137						
810900	- Absentee Reporting	1018	151	14.83	109	32	37	101						
810900	- Early Vote Reporting	1018	404	39.69	252	132	108	279						
811000	8110	318	48	15.09	41	6	20	27						
811000	- Absentee Reporting	318	100	31.45	58	31	21	70						
811000	- Early Vote Reporting	318	97	30.50	60	33	34	59						

401101

WASHOE COUNTY Statement of Vote
GENERAL ELECTION

140041		WASHOE											
	Registration	Ballots Cast	Turnout (%)	MC-1: 2012 PUBLIC SAFETY AUTOMATIC AID ADVISORY		MC-2: 2012 PUBLIC SERVICE FUNDING ADVISORY							
				YES	NO	YES	NO						
811100 8111	5	1	20.00	*****									
811100 - Absentee Reporting	5	0	0.00	0	0	0	0						
811100 - Early Vote Reporting	5	2	40.00	*****									
811200 8112	39	4	10.26	*****									
811200 - Absentee Reporting	39	8	20.51	*****									
811200 - Early Vote Reporting	39	16	41.03	10	5	4	11						
811400 8114	31	8	25.81	*****									
811400 - Absentee Reporting	31	10	32.26	6	4	1	9						
811400 - Early Vote Reporting	31	10	32.26	8	0	4	4						
811500 8115	3	1	33.33	*****									
811500 - Absentee Reporting	3	0	0.00	0	0	0	0						
811500 - Early Vote Reporting	3	1	33.33	*****									
811600 8116	963	180	18.69	123	41	53	112						
811600 - Absentee Reporting	963	114	11.84	76	29	39	62						
811600 - Early Vote Reporting	963	429	44.55	281	125	126	280						
811700 8117	804	138	17.16	86	36	44	80						
811700 - Absentee Reporting	804	155	19.28	100	45	35	106						
811700 - Early Vote Reporting	804	326	40.55	200	110	91	220						
811800 8118	16	2	12.50	*****									
811800 - Absentee Reporting	16	8	50.00	*****									
811800 - Early Vote Reporting	16	4	25.00	*****									
812000 8120	18	3	16.67	*****									
812000 - Absentee Reporting	18	11	61.11	9	1	1	8						
812000 - Early Vote Reporting	18	2	11.11	*****									
812100 8121	1	0	0.00	0	0	0	0						
812100 - Absentee Reporting	1	0	0.00	0	0	0	0						
812100 - Early Vote Reporting	1	1	100.00	*****									
812500 8125	3	0	0.00	0	0	0	0						
812500 - Absentee Reporting	3	0	0.00	0	0	0	0						
812500 - Early Vote Reporting	3	3	100.00	*****									
812600 8126	6	1	16.67	*****									
812600 - Absentee Reporting	6	2	33.33	*****									
812600 - Early Vote Reporting	6	3	50.00	*****									
812700 8127	1	0	0.00	0	0	0	0						
812700 - Absentee Reporting	1	0	0.00	0	0	0	0						
812700 - Early Vote Reporting	1	1	100.00	*****									
812800 8128	10	0	0.00	0	0	0	0						
812800 - Absentee Reporting	10	0	0.00	0	0	0	0						
812800 - Early Vote Reporting	10	7	70.00	*****									
812900 8129	54	7	12.96	*****									
812900 - Absentee Reporting	54	10	18.52	7	2	3	6						
812900 - Early Vote Reporting	54	29	53.70	22	6	9	19						
813000 8130	2	0	0.00	0	0	0	0						
813000 - Absentee Reporting	2	1	50.00	*****									
813000 - Early Vote Reporting	2	1	50.00	*****									
820000 8200	788	189	23.98	145	37	47	133						
820000 - Absentee Reporting	788	69	8.76	52	12	8	53						
820000 - Early Vote Reporting	788	443	56.22	317	112	114	314						
820100 8201	368	143	38.86	105	36	28	112						
820100 - Absentee Reporting	368	26	7.07	19	5	6	18						
820100 - Early Vote Reporting	368	129	35.05	90	36	40	86						
820200 8202	1321	266	20.14	202	51	84	172						
820200 - Absentee Reporting	1321	118	8.93	85	27	32	81						
820200 - Early Vote Reporting	1321	767	58.06	600	156	280	475						
820300 8203	928	157	16.92	116	36	46	107						
820300 - Absentee Reporting	928	123	13.25	93	26	39	76						
820300 - Early Vote Reporting	928	502	54.09	351	145	143	352						
820400 8204	112	25	22.32	20	5	5	20						
820400 - Absentee Reporting	112	5	4.46	*****									
820400 - Early Vote Reporting	112	68	60.71	49	18	17	50						

10-10-12

WASHOE COUNTY Statement of Vote
GENERAL ELECTION

November 6, 2012

140041		WASHOE												
		Registration	Ballots Cast	Turnout (%)	WC-1: 2012 PUBLIC SAFETY AUTOMATIC AID ADVISORY		WC-2: 2012 PUBLIC SERVICE FUNDING ADVISORY							
					YES	NO	YES	NO						
820500 8205		1042	244	23.42	165	70	65	171						
820500 - Absentee Reporting		1042	113	10.84	72	28	27	75						
820500 - Early Vote Reporting		1042	595	57.10	420	158	186	391						
820600 8206		133	14	10.53	12	2	2	12						
820600 - Absentee Reporting		133	22	16.54	17	3	5	15						
820600 - Early Vote Reporting		133	78	58.65	59	12	17	55						
820700 8207		732	112	15.30	83	24	23	82						
820700 - Absentee Reporting		732	95	12.98	61	29	18	70						
820700 - Early Vote Reporting		732	427	58.33	301	118	112	306						
820800 8208		273	50	18.32	39	10	12	37						
820800 - Absentee Reporting		273	20	7.33	11	7	8	9						
820800 - Early Vote Reporting		273	171	62.64	138	31	47	122						
820900 8209		989	204	20.63	147	50	60	134						
820900 - Absentee Reporting		989	70	7.08	54	11	19	43						
820900 - Early Vote Reporting		989	583	58.95	428	131	190	371						
821000 8210		942	197	20.91	150	41	52	138						
821000 - Absentee Reporting		942	110	11.68	81	23	39	64						
821000 - Early Vote Reporting		942	463	49.15	346	100	149	296						
821100 8211		31	9	29.03	*****		Insufficient Turnout to Protect Voter Privacy		*****					
821100 - Absentee Reporting		31	5	16.13	*****		Insufficient Turnout to Protect Voter Privacy		*****					
821100 - Early Vote Reporting		31	10	32.26	7	3	5	5						
821200 8212		9	1	11.11	*****		Insufficient Turnout to Protect Voter Privacy		*****					
821200 - Absentee Reporting		9	0	0.00	0	0	0	0						
821200 - Early Vote Reporting		9	6	66.67	*****		Insufficient Turnout to Protect Voter Privacy		*****					
821300 8213		218	36	16.51	28	7	10	25						
821300 - Absentee Reporting		218	21	9.63	17	1	5	12						
821300 - Early Vote Reporting		218	133	61.01	92	39	30	101						
821400 8214		149	36	24.16	29	5	12	21						
821400 - Absentee Reporting		149	27	18.12	18	7	7	16						
821400 - Early Vote Reporting		149	67	44.97	46	20	18	48						
821500 8215		218	55	25.23	43	12	17	36						
821500 - Absentee Reporting		218	20	9.17	16	3	9	10						
821500 - Early Vote Reporting		218	116	53.21	90	25	39	76						
821600 8216		364	54	14.84	38	13	9	41						
821600 - Absentee Reporting		364	31	8.52	22	6	7	21						
821600 - Early Vote Reporting		364	232	63.74	153	72	70	155						
821700 8217		1004	155	15.44	109	39	49	98						
821700 - Absentee Reporting		1004	77	7.67	58	11	29	39						
821700 - Early Vote Reporting		1004	637	63.45	494	135	213	412						
821800 8218		7	1	14.29	*****		Insufficient Turnout to Protect Voter Privacy		*****					
821800 - Absentee Reporting		7	0	0.00	0	0	0	0						
821800 - Early Vote Reporting		7	5	71.43	*****		Insufficient Turnout to Protect Voter Privacy		*****					
821900 8219		337	148	43.92	117	28	33	112						
821900 - Absentee Reporting		337	41	12.17	31	7	6	29						
821900 - Early Vote Reporting		337	97	28.78	75	21	27	67						
822000 8220		756	302	39.95	211	83	93	202						
822000 - Absentee Reporting		756	70	9.26	51	15	20	47						
822000 - Early Vote Reporting		756	298	39.42	213	79	86	205						
822100 8221		643	260	40.44	177	79	87	167						
822100 - Absentee Reporting		643	36	5.60	25	9	8	24						
822100 - Early Vote Reporting		643	245	38.10	179	61	90	149						
822200 8222		864	364	42.13	244	109	97	255						
822200 - Absentee Reporting		864	50	5.79	36	13	15	34						
822200 - Early Vote Reporting		864	314	36.34	224	78	121	181						
822300 8223		30	6	20.00	*****		Insufficient Turnout to Protect Voter Privacy		*****					
822300 - Absentee Reporting		30	3	10.00	*****		Insufficient Turnout to Protect Voter Privacy		*****					
822300 - Early Vote Reporting		30	15	50.00	11	4	9	6						
822600 8226		4	1	25.00	*****		Insufficient Turnout to Protect Voter Privacy		*****					
822600 - Absentee Reporting		4	0	0.00	0	0	0	0						
822600 - Early Vote Reporting		4	2	50.00	*****		Insufficient Turnout to Protect Voter Privacy		*****					

18-1037

WASHOE COUNTY Statement of Vote
GENERAL ELECTION

140041		WASHOE													
		Registration	Ballots Cast	Turnout (%)	WC-1: 2012 PUBLIC SAFETY AUTOMATIC AID ADVISORY		WC-2: 2012 PUBLIC SERVICE FUNDING ADVISORY								
					YES	NO	YES	NO							
822700	8227	7	0	0.00	0	0	0	0							
822700	- Absentee Reporting	7	1	14.29	*****		Insufficient Turnout to Protect Voter Privacy		*****						
822700	- Early Vote Reporting	7	4	57.14	*****		Insufficient Turnout to Protect Voter Privacy		*****						
822800	8228	52	20	38.46	17	3	6	14							
822800	- Absentee Reporting	52	2	3.85	*****		Insufficient Turnout to Protect Voter Privacy		*****						
822800	- Early Vote Reporting	52	18	34.62	16	2	7	11							
822900	8229	2	0	0.00	0	0	0	0							
822900	- Absentee Reporting	2	0	0.00	0	0	0	0							
822900	- Early Vote Reporting	2	1	50.00	*****		Insufficient Turnout to Protect Voter Privacy		*****						
823000	8230	25	2	8.00	*****		Insufficient Turnout to Protect Voter Privacy		*****						
823000	- Absentee Reporting	25	3	12.00	*****		Insufficient Turnout to Protect Voter Privacy		*****						
823000	- Early Vote Reporting	25	16	64.00	11	2	4	9							
823100	8231	72	22	30.56	20	2	7	15							
823100	- Absentee Reporting	72	9	12.50	*****		Insufficient Turnout to Protect Voter Privacy		*****						
823100	- Early Vote Reporting	72	29	40.28	22	7	7	22							
823200	8232	28	5	17.86	*****		Insufficient Turnout to Protect Voter Privacy		*****						
823200	- Absentee Reporting	28	5	17.86	*****		Insufficient Turnout to Protect Voter Privacy		*****						
823200	- Early Vote Reporting	28	13	46.43	7	6	3	10							
823300	8233	782	196	25.06	150	41	65	124							
823300	- Absentee Reporting	782	48	6.14	34	8	11	31							
823300	- Early Vote Reporting	782	410	52.43	273	118	132	259							
823400	8234	116	16	13.79	14	2	7	9							
823400	- Absentee Reporting	116	16	13.79	14	1	6	9							
823400	- Early Vote Reporting	116	69	59.48	57	10	17	49							
823500	8235	184	30	16.30	24	6	4	25							
823500	- Absentee Reporting	184	25	13.59	23	0	7	16							
823500	- Early Vote Reporting	184	98	53.26	74	18	23	67							
823600	8236	1173	186	15.86	131	49	62	119							
823600	- Absentee Reporting	1173	182	15.52	132	34	38	128							
823600	- Early Vote Reporting	1173	669	57.03	459	190	172	477							
823700	8237	30	2	6.67	*****		Insufficient Turnout to Protect Voter Privacy		*****						
823700	- Absentee Reporting	30	2	6.67	*****		Insufficient Turnout to Protect Voter Privacy		*****						
823700	- Early Vote Reporting	30	20	66.67	17	2	6	13							
823800	8238	941	176	18.70	123	44	49	121							
823800	- Absentee Reporting	941	159	16.90	108	34	35	107							
823800	- Early Vote Reporting	941	502	53.35	363	121	147	339							
823900	8239	2	0	0.00	0	0	0	0							
823900	- Absentee Reporting	2	0	0.00	0	0	0	0							
823900	- Early Vote Reporting	2	0	0.00	0	0	0	0							
824000	8240	89	26	29.21	19	6	7	18							
824000	- Absentee Reporting	89	11	12.36	10	0	4	6							
824000	- Early Vote Reporting	89	41	46.07	29	8	21	17							
824100	8241	67	14	20.90	9	5	2	12							
824100	- Absentee Reporting	67	12	17.91	8	4	0	11							
824100	- Early Vote Reporting	67	34	50.75	22	11	9	25							
824400	8244	85	17	20.00	15	2	8	9							
824400	- Absentee Reporting	85	9	10.59	*****		Insufficient Turnout to Protect Voter Privacy		*****						
824400	- Early Vote Reporting	85	38	44.71	22	15	14	24							
824500	8245	443	93	20.99	67	22	31	55							
824500	- Absentee Reporting	443	36	8.13	24	7	9	21							
824500	- Early Vote Reporting	443	212	47.86	165	40	71	133							
824700	8247	205	49	23.90	34	14	8	40							
824700	- Absentee Reporting	205	41	20.00	33	7	8	33							
824700	- Early Vote Reporting	205	94	45.85	59	32	21	70							
825000	8250	797	125	15.68	96	22	28	90							
825000	- Absentee Reporting	797	74	9.28	50	19	29	40							
825000	- Early Vote Reporting	797	468	58.72	331	113	150	293							
825100	8251	24	6	25.00	*****		Insufficient Turnout to Protect Voter Privacy		*****						
825100	- Absentee Reporting	24	6	25.00	*****		Insufficient Turnout to Protect Voter Privacy		*****						
825100	- Early Vote Reporting	24	10	41.67	6	1	3	5							

12-11-12

WASHOE COUNTY Statement of Vote
GENERAL ELECTION

140041		WASHOE												
		Registration	Ballots Cast	Turnout (%)	WC-1: 2012 PUBLIC SAFETY AUTOMATIC AID ADVISORY		WC-2: 2012 PUBLIC SERVICE FUNDING ADVISORY							
					YES	NO	YES	NO						
825200	8252	20	2	10.00	*****	*****	Insufficient Turnout to Protect Voter Privacy		*****					
825200	- Absentee Reporting	20	3	15.00	*****	*****	Insufficient Turnout to Protect Voter Privacy		*****					
825200	- Early Vote Reporting	20	11	55.00	8	3	2	9						
825300	8253	247	50	20.24	39	8	12	35						
825300	- Absentee Reporting	247	19	7.69	9	7	3	13						
825300	- Early Vote Reporting	247	148	59.92	106	39	40	105						
825400	8254	1255	263	20.96	188	64	102	149						
825400	- Absentee Reporting	1255	111	8.84	81	19	37	67						
825400	- Early Vote Reporting	1255	693	55.22	513	163	232	444						
825500	8255	15	2	13.33	*****	*****	Insufficient Turnout to Protect Voter Privacy		*****					
825500	- Absentee Reporting	15	0	0.00	0	0	0	0						
825500	- Early Vote Reporting	15	10	66.67	8	1	3	6						
825600	8256	565	124	21.95	93	28	42	79						
825600	- Absentee Reporting	565	41	7.26	31	4	13	21						
825600	- Early Vote Reporting	565	287	50.80	212	66	95	183						
825900	8259	0	0	0.00	0	0	0	0						
825900	- Absentee Reporting	0	0	0.00	0	0	0	0						
825900	- Early Vote Reporting	0	0	0.00	0	0	0	0						
826000	8260	0	0	0.00	0	0	0	0						
826000	- Absentee Reporting	0	0	0.00	0	0	0	0						
826000	- Early Vote Reporting	0	0	0.00	0	0	0	0						
826100	8261	19	5	26.32	*****	*****	Insufficient Turnout to Protect Voter Privacy		*****					
826100	- Absentee Reporting	19	4	21.05	*****	*****	Insufficient Turnout to Protect Voter Privacy		*****					
826100	- Early Vote Reporting	19	9	47.37	*****	*****	Insufficient Turnout to Protect Voter Privacy		*****					
826200	8262	180	38	21.11	34	4	17	20						
826200	- Absentee Reporting	180	13	7.22	9	3	4	8						
826200	- Early Vote Reporting	180	91	50.56	60	25	38	48						
826300	8263	729	130	17.83	87	39	42	83						
826300	- Absentee Reporting	729	93	12.76	68	19	19	67						
826300	- Early Vote Reporting	729	419	57.48	271	134	132	275						
826400	8264	274	103	37.59	81	17	27	71						
826400	- Absentee Reporting	274	24	8.76	19	5	4	20						
826400	- Early Vote Reporting	274	105	38.32	80	23	27	77						
826500	8265	2	2	100.00	*****	*****	Insufficient Turnout to Protect Voter Privacy		*****					
826500	- Absentee Reporting	2	0	0.00	0	0	0	0						
826500	- Early Vote Reporting	2	0	0.00	0	0	0	0						
826600	8266	1	0	0.00	0	0	0	0						
826600	- Absentee Reporting	1	0	0.00	0	0	0	0						
826600	- Early Vote Reporting	1	0	0.00	0	0	0	0						
826700	8267	2	0	0.00	0	0	0	0						
826700	- Absentee Reporting	2	0	0.00	0	0	0	0						
826700	- Early Vote Reporting	2	2	100.00	*****	*****	Insufficient Turnout to Protect Voter Privacy		*****					
826800	8268	4	0	0.00	0	0	0	0						
826800	- Absentee Reporting	4	1	25.00	*****	*****	Insufficient Turnout to Protect Voter Privacy		*****					
826800	- Early Vote Reporting	4	2	50.00	*****	*****	Insufficient Turnout to Protect Voter Privacy		*****					
827000	8270	366	93	25.41	65	24	29	60						
827000	- Absentee Reporting	366	20	5.46	16	1	7	11						
827000	- Early Vote Reporting	366	189	51.64	143	42	70	114						
827100	8271	745	141	18.93	101	35	51	86						
827100	- Absentee Reporting	745	97	13.02	70	23	31	62						
827100	- Early Vote Reporting	745	421	56.51	272	143	118	292						
827300	8273	344	130	37.79	95	29	18	106						
827300	- Absentee Reporting	344	43	12.50	31	11	4	37						
827300	- Early Vote Reporting	344	108	31.40	78	27	40	65						
827400	8274	0	0	0.00	0	0	0	0						
827400	- Absentee Reporting	0	0	0.00	0	0	0	0						
827400	- Early Vote Reporting	0	0	0.00	0	0	0	0						
827500	8275	0	0	0.00	0	0	0	0						
827500	- Absentee Reporting	0	0	0.00	0	0	0	0						
827500	- Early Vote Reporting	0	0	0.00	0	0	0	0						

140041

WASHOE COUNTY Statement of Vote
GENERAL ELECTION

140041

WASHOE

	Registration	Ballots Cast	Turnout (%)	WC-1: 2012 PUBLIC SAFETY AUTOMATIC AID ADVISORY YES	NO	WC-2: 2012 PUBLIC SERVICE FUNDING ADVISORY YES	NO								
827600 8276	34	13	38.24	11	2	5	8								
827600 - Absentee Reporting	34	0	0.00	0	0	0	0								
827600 - Early Vote Reporting	34	12	35.29	7	5	1	11								
827700 8277	464	89	19.18	64	22	21	61								
827700 - Absentee Reporting	464	50	10.78	31	14	19	27								
827700 - Early Vote Reporting	464	259	55.82	196	57	79	175								
827800 8278	365	63	17.26	42	17	18	40								
827800 - Absentee Reporting	365	21	5.75	12	7	5	14								
827800 - Early Vote Reporting	365	243	66.58	185	45	84	145								
828100 8281	17	0	0.00	0	0	0	0								
828100 - Absentee Reporting	17	5	29.41	***** Insufficient Turnout to Protect Voter Privacy				*****							
828100 - Early Vote Reporting	17	11	64.71	9	2	1	10								
828700 8287	2	0	0.00	0	0	0	0								
828700 - Absentee Reporting	2	0	0.00	0	0	0	0								
828700 - Early Vote Reporting	2	2	100.00	***** Insufficient Turnout to Protect Voter Privacy				*****							
828900 8289	0	0	0.00	0	0	0	0								
828900 - Absentee Reporting	0	0	0.00	0	0	0	0								
828900 - Early Vote Reporting	0	0	0.00	0	0	0	0								
829000 8290	0	0	0.00	0	0	0	0								
829000 - Absentee Reporting	0	0	0.00	0	0	0	0								
829000 - Early Vote Reporting	0	0	0.00	0	0	0	0								
829100 8291	0	0	0.00	0	0	0	0								
829100 - Absentee Reporting	0	0	0.00	0	0	0	0								
829100 - Early Vote Reporting	0	0	0.00	0	0	0	0								
829200 8292	0	0	0.00	0	0	0	0								
829200 - Absentee Reporting	0	0	0.00	0	0	0	0								
829200 - Early Vote Reporting	0	0	0.00	0	0	0	0								
829300 8293	0	0	0.00	0	0	0	0								
829300 - Absentee Reporting	0	0	0.00	0	0	0	0								
829300 - Early Vote Reporting	0	0	0.00	0	0	0	0								
829400 8294	2	0	0.00	0	0	0	0								
829400 - Absentee Reporting	2	0	0.00	0	0	0	0								
829400 - Early Vote Reporting	2	2	100.00	***** Insufficient Turnout to Protect Voter Privacy				*****							
829500 8295	11	2	18.18	***** Insufficient Turnout to Protect Voter Privacy				*****							
829500 - Absentee Reporting	11	0	0.00	0	0	0	0								
829500 - Early Vote Reporting	11	5	45.45	***** Insufficient Turnout to Protect Voter Privacy				*****							
840000 8400	0	0	0.00	0	0	0	0								
840000 - Absentee Reporting	0	0	0.00	0	0	0	0								
840000 - Early Vote Reporting	0	0	0.00	0	0	0	0								
850000 8500	65	8	12.31	***** Insufficient Turnout to Protect Voter Privacy				*****							
850000 - Absentee Reporting	65	10	15.38	10	0	1	9								
850000 - Early Vote Reporting	65	35	53.85	23	11	6	29								
850200 8502	208	58	27.88	45	12	11	45								
850200 - Absentee Reporting	208	24	11.54	20	3	6	16								
850200 - Early Vote Reporting	208	95	45.67	72	21	24	69								
850500 8505	25	4	16.00	***** Insufficient Turnout to Protect Voter Privacy				*****							
850500 - Absentee Reporting	25	3	12.00	***** Insufficient Turnout to Protect Voter Privacy				*****							
850500 - Early Vote Reporting	25	11	44.00	7	3	3	8								
910100 - Absentee Reporting	0	0	0.00	0	0	0	0								
910200 - Absentee Reporting	0	0	0.00	0	0	0	0								
910300 - Absentee Reporting	0	0	0.00	0	0	0	0								
910600 - Absentee Reporting	0	0	0.00	0	0	0	0								
910700 - Absentee Reporting	0	0	0.00	0	0	0	0								
910900 - Absentee Reporting	0	0	0.00	0	0	0	0								
911400 - Absentee Reporting	0	0	0.00	0	0	0	0								
911500 - Absentee Reporting	0	0	0.00	0	0	0	0								
911600 - Absentee Reporting	0	0	0.00	0	0	0	0								
911700 - Absentee Reporting	0	0	0.00	0	0	0	0								
911800 - Absentee Reporting	0	0	0.00	0	0	0	0								
912000 - Absentee Reporting	0	0	0.00	0	0	0	0								

tcn1-x01

WASHOE COUNTY Statement of Vote
GENERAL ELECTION

140041	WASHOE													
	Registration	Ballots Cast	Turnout (%)	WC-1: 2012 PUBLIC SAFETY AUTOMATIC AID ADVISORY YES	NO	WC-2: 2012 PUBLIC SERVICE FUNDING ADVISORY YES	NO							
912100 - Absentee Reporting	0	0	0.00											
912200 - Absentee Reporting	0	0	0.00											
912300 - Absentee Reporting	0	0	0.00											
912400 - Absentee Reporting	0	0	0.00											
912500 - Absentee Reporting	0	0	0.00											
912600 - Absentee Reporting	0	0	0.00											
912800 - Absentee Reporting	0	0	0.00											
912900 - Absentee Reporting	0	0	0.00											
920200 - Absentee Reporting	0	0	0.00											
920500 - Absentee Reporting	0	0	0.00											
920700 - Absentee Reporting	0	0	0.00											
920800 - Absentee Reporting	0	0	0.00											
921000 - Absentee Reporting	0	0	0.00											
921100 - Absentee Reporting	0	0	0.00											
921200 - Absentee Reporting	0	0	0.00											
921400 - Absentee Reporting	0	0	0.00											
921500 - Absentee Reporting	0	0	0.00											
921800 - Absentee Reporting	0	0	0.00											
922100 - Absentee Reporting	0	0	0.00											
922200 - Absentee Reporting	0	0	0.00											
922300 - Absentee Reporting	0	0	0.00											
922400 - Absentee Reporting	0	0	0.00											
922700 - Absentee Reporting	0	0	0.00											
922800 - Absentee Reporting	0	0	0.00											
922900 - Absentee Reporting	0	0	0.00											
923000 - Absentee Reporting	0	0	0.00											
923100 - Absentee Reporting	0	0	0.00											
923200 - Absentee Reporting	0	0	0.00											
923300 - Absentee Reporting	0	0	0.00											
923400 - Absentee Reporting	0	0	0.00											
923500 - Absentee Reporting	0	0	0.00											
923600 - Absentee Reporting	0	0	0.00											
923700 - Absentee Reporting	0	0	0.00											
923900 - Absentee Reporting	0	0	0.00											
924000 - Absentee Reporting	0	0	0.00											
924300 - Absentee Reporting	0	0	0.00											
924400 - Absentee Reporting	0	0	0.00											
924500 - Absentee Reporting	0	0	0.00											
924600 - Absentee Reporting	0	0	0.00											
924700 - Absentee Reporting	0	0	0.00											
924800 - Absentee Reporting	0	0	0.00											
924900 - Absentee Reporting	0	0	0.00											
925100 - Absentee Reporting	0	0	0.00											
930300 - Absentee Reporting	0	0	0.00											
930400 - Absentee Reporting	0	0	0.00											
930700 - Absentee Reporting	0	0	0.00											
930800 - Absentee Reporting	0	0	0.00											
930900 - Absentee Reporting	0	0	0.00											
931000 - Absentee Reporting	0	0	0.00											
931100 - Absentee Reporting	0	0	0.00											
931200 - Absentee Reporting	0	0	0.00											
940000 - Absentee Reporting	0	0	0.00											
940800 - Absentee Reporting	0	0	0.00											
941500 - Absentee Reporting	0	0	0.00											
941700 - Absentee Reporting	0	0	0.00											
941900 - Absentee Reporting	0	0	0.00											
942000 - Absentee Reporting	0	0	0.00											
942200 - Absentee Reporting	0	0	0.00											
942400 - Absentee Reporting	0	0	0.00											
942500 - Absentee Reporting	0	0	0.00											

12-10-37

WASHOE COUNTY Statement of Vote
GENERAL ELECTION

November 6, 2012

140041	WASHOE													
	Registration	Ballots Cast	Turnout (%)	WC-1: 2012 PUBLIC SAFETY AUTOMATIC AID ADVISORY YES	NO	WC-2: 2012 PUBLIC SERVICE FUNDING ADVISORY YES	NO							
950100 - Absentee Reporting	0	0	0.00											
950700 - Absentee Reporting	0	0	0.00											
951200 - Absentee Reporting	0	0	0.00											
951300 - Absentee Reporting	0	0	0.00											
951600 - Absentee Reporting	0	0	0.00											
951900 - Absentee Reporting	0	0	0.00											
952000 - Absentee Reporting	0	0	0.00											
952100 - Absentee Reporting	0	0	0.00											
952300 - Absentee Reporting	0	0	0.00											
952600 - Absentee Reporting	0	0	0.00											
952700 - Absentee Reporting	0	0	0.00											
953000 - Absentee Reporting	0	0	0.00											
953200 - Absentee Reporting	0	0	0.00											
953300 - Absentee Reporting	0	0	0.00											
953500 - Absentee Reporting	0	0	0.00											
953700 - Absentee Reporting	0	0	0.00											
953800 - Absentee Reporting	0	0	0.00											
954000 - Absentee Reporting	0	0	0.00											
954100 - Absentee Reporting	0	0	0.00											
954200 - Absentee Reporting	0	0	0.00											
954300 - Absentee Reporting	0	0	0.00											
954400 - Absentee Reporting	0	0	0.00											
954500 - Absentee Reporting	0	0	0.00											
954600 - Absentee Reporting	0	0	0.00											
954700 - Absentee Reporting	0	0	0.00											
954800 - Absentee Reporting	0	0	0.00											
954900 - Absentee Reporting	0	0	0.00											
955000 - Absentee Reporting	0	0	0.00											
955100 - Absentee Reporting	0	0	0.00											
955200 - Absentee Reporting	0	0	0.00											
955300 - Absentee Reporting	0	0	0.00											
955400 - Absentee Reporting	0	0	0.00											
955500 - Absentee Reporting	0	0	0.00											
955600 - Absentee Reporting	0	0	0.00											
955700 - Absentee Reporting	0	0	0.00											
Precinct Totals	240971	55610	23.08	43735	9461	20243	32631							
Absentee Reporting Totals	240971	20379	8.46	15577	2922	7107	11266							
Early Vote Reporting Totals	240971	111189	46.14	86192	20879	44409	62062							
Grand Totals	240971	187178	77.68	145504	33262	71759	105959							
UNITED STATES SENATOR	240971	187178	77.68	145504	33262	71759	105959							
DISTRICT 2	240971	187178	77.68	145504	33262	71759	105959							
Senate District 13	60665	43051	70.97	34557	6222	19552	20932							
Senate District 15	77423	61163	79.00	48469	9906	24147	33753							
24TH	30746	20581	66.94	16691	2619	10000	9078							
25TH	42720	35013	81.96	27465	5961	13152	19997							
26TH	43515	35407	81.37	26100	7618	11619	21941							
27TH	34703	26150	75.35	21004	3945	10995	13756							
30TH	29919	22470	75.10	17866	3603	9552	11854							
31ST	36540	29172	79.84	22598	5563	10803	17290							
32ND	16183	12836	79.32	9738	2648	3855	8486							
40TH	6645	5549	83.51	4042	1305	1783	3557							
1	56543	45053	79.68	34683	8054	18195	24233							
4	51687	41841	80.95	31907	8419	15288	24973							
RENO	124098	93640	75.46	74737	14017	39149	48752							
RENO-VERDI	163310	126384	77.39	99165	21191	49296	70108							
GERLACH-WADSWORTH	968	647	66.84	540	88	251	377							

18-1057

WASHOE COUNTY Statement of Vote
GENERAL ELECTION

140043	NONPARTISAN RNO-1: CITY OF RENO ADVISORY BALLOT QUESTION													
	Registration	Ballots Cast	Turnout (%)		YES	NO								
100000 1000	596	181	30.37		121	52								
100000 - Absentee Reporting	596	33	5.54		19	11								
100000 - Early Vote Reporting	596	301	50.50		190	93								
100200 1002	921	239	25.95		166	55								
100200 - Absentee Reporting	921	75	8.14		46	18								
100200 - Early Vote Reporting	921	257	27.90		172	65								
100300 1003	1404	360	25.64		247	97								
100300 - Absentee Reporting	1404	99	7.05		66	16								
100300 - Early Vote Reporting	1404	630	44.87		446	153								
100500 1005	0	0	0.00		0	0								
100500 - Absentee Reporting	0	0	0.00		0	0								
100500 - Early Vote Reporting	0	0	0.00		0	0								
100600 1006	393	96	24.43		54	38								
100600 - Absentee Reporting	393	49	12.47		31	15								
100600 - Early Vote Reporting	393	171	43.51		94	63								
100700 1007	1309	183	13.98		134	39								
100700 - Absentee Reporting	1309	122	9.32		74	31								
100700 - Early Vote Reporting	1309	793	60.58		521	219								
100800 1008	193	40	20.73		30	8								
100800 - Absentee Reporting	193	19	9.84		15	1								
100800 - Early Vote Reporting	193	83	43.01		60	18								
101000 1010	1197	287	23.98		173	96								
101000 - Absentee Reporting	1197	111	9.27		73	31								
101000 - Early Vote Reporting	1197	634	52.97		389	215								
101100 1011	1068	164	15.36		125	24								
101100 - Absentee Reporting	1068	53	4.96		38	6								
101100 - Early Vote Reporting	1068	417	39.04		321	60								
101200 1012	310	77	24.84		50	22								
101200 - Absentee Reporting	310	23	7.42		18	2								
101200 - Early Vote Reporting	310	119	38.39		78	32								
101400 1014	1198	254	21.20		185	55								
101400 - Absentee Reporting	1198	133	11.10		78	39								
101400 - Early Vote Reporting	1198	626	52.25		422	175								
101500 1015	52	11	21.15		9	0								
101500 - Absentee Reporting	52	6	11.54		*****									
101500 - Early Vote Reporting	52	15	28.85		11	3								
101600 1016	1072	300	27.99		214	51								
101600 - Absentee Reporting	1072	71	6.62		48	9								
101600 - Early Vote Reporting	1072	350	32.65		264	64								
101800 1018	1024	278	27.15		191	59								
101800 - Absentee Reporting	1024	54	5.27		37	7								
101800 - Early Vote Reporting	1024	355	34.67		262	66								
102000 1020	1109	204	18.39		141	50								
102000 - Absentee Reporting	1109	119	10.73		77	27								
102000 - Early Vote Reporting	1109	655	59.06		409	216								
102100 1021	0	0	0.00		0	0								
102100 - Absentee Reporting	0	0	0.00		0	0								
102100 - Early Vote Reporting	0	0	0.00		0	0								
102200 1022	919	145	15.78		100	38								
102200 - Absentee Reporting	919	81	8.81		57	13								
102200 - Early Vote Reporting	919	583	63.44		372	185								
102300 1023	659	85	12.90		56	22								
102300 - Absentee Reporting	659	95	14.42		57	25								
102300 - Early Vote Reporting	659	406	61.61		264	118								
102400 1024	1365	220	16.12		168	42								
102400 - Absentee Reporting	1365	137	10.04		83	43								
102400 - Early Vote Reporting	1365	849	62.20		543	266								
102600 1026	767	150	19.56		111	28								
102600 - Absentee Reporting	767	74	9.65		37	28								
102600 - Early Vote Reporting	767	446	58.15		298	130								

10-1037

***** Insufficient Turnout to Protect Voter Privacy *****

WASHOE COUNTY Statement of Vote
GENERAL ELECTION

140043		NONPARTISAN RNO-1: CITY OF RENO ADVISORY BALLOT QUESTION													
	Registration	Ballots Cast	Turnout (%)		YES	NO									
102700 1027	392	66	16.84		45	18									
102700 - Absentee Reporting	392	60	15.31		37	13									
102700 - Early Vote Reporting	392	210	53.57		121	80									
102900 1029	1360	267	19.63		192	59									
102900 - Absentee Reporting	1360	121	8.90		85	25									
102900 - Early Vote Reporting	1360	777	57.13		512	221									
103100 1031	731	170	23.26		106	52									
103100 - Absentee Reporting	731	76	10.40		41	23									
103100 - Early Vote Reporting	731	394	53.90		247	131									
103200 1032	581	151	25.99		103	40									
103200 - Absentee Reporting	581	60	10.33		36	18									
103200 - Early Vote Reporting	581	297	51.12		197	93									
103300 1033	1012	235	23.22		154	68									
103300 - Absentee Reporting	1012	115	11.36		78	19									
103300 - Early Vote Reporting	1012	506	50.00		336	146									
103500 1035	490	155	31.63		90	55									
103500 - Absentee Reporting	490	21	4.29		14	3									
103500 - Early Vote Reporting	490	214	43.67		138	66									
103600 1036	619	131	21.16		95	28									
103600 - Absentee Reporting	619	46	7.43		29	12									
103600 - Early Vote Reporting	619	305	49.27		207	83									
103800 1038	465	134	28.82		81	40									
103800 - Absentee Reporting	465	39	8.39		26	6									
103800 - Early Vote Reporting	465	253	54.41		167	81									
103900 1039	690	104	15.07		87	14									
103900 - Absentee Reporting	690	56	8.12		42	8									
103900 - Early Vote Reporting	690	188	27.25		123	48									
104000 1040	1	0	0.00		0	0									
104000 - Absentee Reporting	1	0	0.00		0	0									
104000 - Early Vote Reporting	1	0	0.00		0	0									
104300 1043	869	169	19.45		125	35									
104300 - Absentee Reporting	869	70	8.06		42	13									
104300 - Early Vote Reporting	869	353	40.62		255	76									
104400 1044	1180	252	21.36		190	44									
104400 - Absentee Reporting	1180	85	7.20		53	21									
104400 - Early Vote Reporting	1180	528	44.75		383	120									
104500 1045	606	137	22.61		97	26									
104500 - Absentee Reporting	606	70	11.55		53	5									
104500 - Early Vote Reporting	606	200	33.00		141	43									
104600 1046	96	23	23.96		14	9									
104600 - Absentee Reporting	96	14	14.58		10	2									
104600 - Early Vote Reporting	96	42	43.75		29	10									
104700 1047	315	54	17.14		39	11									
104700 - Absentee Reporting	315	46	14.60		32	9									
104700 - Early Vote Reporting	315	190	60.32		138	47									
104900 1049	1	0	0.00		0	0									
104900 - Absentee Reporting	1	0	0.00		0	0									
104900 - Early Vote Reporting	1	0	0.00		0	0									
105000 1050	0	0	0.00		0	0									
105000 - Absentee Reporting	0	0	0.00		0	0									
105000 - Early Vote Reporting	0	0	0.00		0	0									
105100 1051	1	0	0.00		0	0									
105100 - Absentee Reporting	1	0	0.00		0	0									
105100 - Early Vote Reporting	1	0	0.00		0	0									
105300 1053	414	74	17.87		51	17									
105300 - Absentee Reporting	414	29	7.00		24	1									
105300 - Early Vote Reporting	414	246	59.42		185	51									
105500 1055	1077	227	21.08		168	39									
105500 - Absentee Reporting	1077	78	7.24		49	17									
105500 - Early Vote Reporting	1077	542	50.32		390	126									

10-1054

November 6, 2012

140043		NONPARTISAN RNO-1: CITY OF RENO ADVISORY BALLOT QUESTION												
	Registration	Ballots Cast	Turnout (%)	YES	NO									
105600 1056	974	207	21.25	156	39									
105600 - Absentee Reporting	974	71	7.29	46	15									
105600 - Early Vote Reporting	974	502	51.54	344	135									
105700 1057	1282	295	23.01	227	49									
105700 - Absentee Reporting	1282	82	6.40	54	15									
105700 - Early Vote Reporting	1282	582	45.40	392	145									
105800 1058	2	0	0.00	0	0									
105800 - Absentee Reporting	2	2	100.00	*****	*****									
105800 - Early Vote Reporting	2	0	0.00	0	0									
105900 1059	0	0	0.00	0	0									
105900 - Absentee Reporting	0	0	0.00	0	0									
105900 - Early Vote Reporting	0	0	0.00	0	0									
106100 1061	0	0	0.00	0	0									
106100 - Absentee Reporting	0	0	0.00	0	0									
106100 - Early Vote Reporting	0	0	0.00	0	0									
200000 2000	407	89	21.87	55	29									
200000 - Absentee Reporting	407	28	6.88	21	4									
200000 - Early Vote Reporting	407	231	56.76	153	66									
200200 2002	0	0	0.00	0	0									
200200 - Absentee Reporting	0	0	0.00	0	0									
200200 - Early Vote Reporting	0	0	0.00	0	0									
200400 2004	877	138	15.74	109	19									
200400 - Absentee Reporting	877	59	6.73	46	9									
200400 - Early Vote Reporting	877	311	35.46	227	48									
200600 2006	909	231	25.41	153	72									
200600 - Absentee Reporting	909	106	11.66	72	22									
200600 - Early Vote Reporting	909	456	50.17	321	118									
200700 2007	72	9	12.50	*****	*****									
200700 - Absentee Reporting	72	5	6.94	*****	*****									
200700 - Early Vote Reporting	72	32	44.44	25	5									
200900 2009	335	42	12.54	35	5									
200900 - Absentee Reporting	335	23	6.87	21	1									
200900 - Early Vote Reporting	335	117	34.93	95	16									
201000 2010	228	94	41.23	55	22									
201000 - Absentee Reporting	228	34	14.91	15	6									
201000 - Early Vote Reporting	228	39	17.11	27	10									
201300 2013	376	72	19.15	45	23									
201300 - Absentee Reporting	376	53	14.10	28	19									
201300 - Early Vote Reporting	376	187	49.73	117	61									
201600 2016	462	124	26.84	85	31									
201600 - Absentee Reporting	462	74	16.02	58	8									
201600 - Early Vote Reporting	462	200	43.29	118	72									
201700 2017	728	131	17.99	104	21									
201700 - Absentee Reporting	728	80	10.99	54	9									
201700 - Early Vote Reporting	728	321	44.09	228	74									
201800 2018	1262	253	20.05	190	48									
201800 - Absentee Reporting	1262	78	6.18	52	10									
201800 - Early Vote Reporting	1262	638	50.55	470	138									
201900 2019	404	92	22.77	65	18									
201900 - Absentee Reporting	404	43	10.64	26	10									
201900 - Early Vote Reporting	404	217	53.71	141	59									
202000 2020	427	78	18.27	58	14									
202000 - Absentee Reporting	427	22	5.15	14	4									
202000 - Early Vote Reporting	427	158	37.00	115	29									
202100 2021	596	108	18.12	77	25									
202100 - Absentee Reporting	596	57	9.56	33	13									
202100 - Early Vote Reporting	596	329	55.20	237	77									
202200 2022	553	84	15.19	62	14									
202200 - Absentee Reporting	553	56	10.13	38	8									
202200 - Early Vote Reporting	553	320	57.87	218	87									

10-10-31

140043

NONPARTISAN RNO-1: CITY OF RENO ADVISORY BALLOT QUESTION

	Registration	Ballots Cast	Turnout (%)	YES	NO										
202300 2023	1059	242	22.85	175	44										
202300 - Absentee Reporting	1059	53	5.00	36	12										
202300 - Early Vote Reporting	1059	454	42.87	333	77										
202500 2025	479	66	13.78	41	21										
202500 - Absentee Reporting	479	74	15.45	40	23										
202500 - Early Vote Reporting	479	269	56.16	187	70										
202600 2026	330	82	24.85	59	14										
202600 - Absentee Reporting	330	26	7.88	18	5										
202600 - Early Vote Reporting	330	151	45.76	111	31										
202700 2027	550	91	16.55	62	25										
202700 - Absentee Reporting	550	74	13.45	48	16										
202700 - Early Vote Reporting	550	313	56.91	203	103										
202800 2028	822	163	19.83	100	47										
202800 - Absentee Reporting	822	109	13.26	76	19										
202800 - Early Vote Reporting	822	438	53.28	286	135										
202900 2029	646	111	17.18	79	25										
202900 - Absentee Reporting	646	76	11.76	51	21										
202900 - Early Vote Reporting	646	326	50.46	233	73										
203000 2030	576	124	21.53	89	24										
203000 - Absentee Reporting	576	52	9.03	38	12										
203000 - Early Vote Reporting	576	302	52.43	204	79										
203100 2031	1015	178	17.54	134	32										
203100 - Absentee Reporting	1015	138	13.60	94	29										
203100 - Early Vote Reporting	1015	562	55.37	403	131										
203200 2032	933	248	26.58	180	48										
203200 - Absentee Reporting	933	45	4.82	30	9										
203200 - Early Vote Reporting	933	342	36.66	247	69										
203300 2033	848	161	18.99	116	31										
203300 - Absentee Reporting	848	61	7.19	39	16										
203300 - Early Vote Reporting	848	489	57.67	328	132										
203400 2034	479	70	14.61	51	14										
203400 - Absentee Reporting	479	60	12.53	45	12										
203400 - Early Vote Reporting	479	286	59.71	208	62										
203500 2035	797	145	18.19	111	25										
203500 - Absentee Reporting	797	108	13.55	69	27										
203500 - Early Vote Reporting	797	403	50.56	264	111										
203600 2036	905	163	18.01	118	37										
203600 - Absentee Reporting	905	100	11.05	66	21										
203600 - Early Vote Reporting	905	490	54.14	351	110										
203700 2037	295	46	15.59	32	11										
203700 - Absentee Reporting	295	51	17.29	34	11										
203700 - Early Vote Reporting	295	166	56.27	121	34										
203900 2039	622	133	21.38	109	14										
203900 - Absentee Reporting	622	51	8.20	36	11										
203900 - Early Vote Reporting	622	223	35.85	154	50										
204000 2040	473	76	16.07	63	12										
204000 - Absentee Reporting	473	49	10.36	30	18										
204000 - Early Vote Reporting	473	253	53.49	170	72										
204100 2041	718	193	26.88	136	43										
204100 - Absentee Reporting	718	53	7.38	39	7										
204100 - Early Vote Reporting	718	349	48.61	254	83										
204200 2042	1173	285	24.30	215	51										
204200 - Absentee Reporting	1173	58	4.94	40	12										
204200 - Early Vote Reporting	1173	580	49.45	402	143										
204300 2043	2	0	0.00	0	0										
204300 - Absentee Reporting	2	0	0.00	0	0										
204300 - Early Vote Reporting	2	1	50.00	*****	*****										
204400 2044	13	5	38.46	*****	*****										
204400 - Absentee Reporting	13	2	15.38	*****	*****										
204400 - Early Vote Reporting	13	2	15.38	*****	*****										

E-011-01

Insufficient Turnout to Protect Voter Privacy

Insufficient Turnout to Protect Voter Privacy

Insufficient Turnout to Protect Voter Privacy

WASHOE COUNTY Statement of Vote
GENERAL ELECTION

140043		NONPARTISAN RNO-1: CITY OF RENO ADVISORY BALLOT QUESTION															
	Registration	Ballots Cast	Turnout (%)	YES	NO												
204500 2045	0	0	0.00	0	0												
204500 - Absentee Reporting	0	0	0.00	0	0												
204500 - Early Vote Reporting	0	0	0.00	0	0												
204600 2046	3	3	100.00	*****		Insufficient Turnout to Protect Voter Privacy										*****	
204600 - Absentee Reporting	3	0	0.00	0	0												
204600 - Early Vote Reporting	3	0	0.00	0	0												
204700 2047	1242	325	26.17	242	59												
204700 - Absentee Reporting	1242	68	5.48	40	19												
204700 - Early Vote Reporting	1242	663	53.38	487	130												
204800 2048	0	0	0.00	0	0												
204800 - Absentee Reporting	0	0	0.00	0	0												
204800 - Early Vote Reporting	0	0	0.00	0	0												
204900 2049	832	149	17.91	105	34												
204900 - Absentee Reporting	832	71	8.53	48	11												
204900 - Early Vote Reporting	832	356	42.79	263	62												
205000 2050	588	129	21.94	87	40												
205000 - Absentee Reporting	588	79	13.44	51	18												
205000 - Early Vote Reporting	588	309	52.55	196	102												
205100 2051	0	0	0.00	0	0												
205100 - Absentee Reporting	0	0	0.00	0	0												
205100 - Early Vote Reporting	0	0	0.00	0	0												
205300 2053	0	0	0.00	0	0												
205300 - Absentee Reporting	0	0	0.00	0	0												
205300 - Early Vote Reporting	0	0	0.00	0	0												
205400 2054	0	0	0.00	0	0												
205400 - Absentee Reporting	0	0	0.00	0	0												
205400 - Early Vote Reporting	0	0	0.00	0	0												
205500 2055	953	241	25.29	179	47												
205500 - Absentee Reporting	953	61	6.40	42	12												
205500 - Early Vote Reporting	953	519	54.46	356	134												
205700 2057	1	0	0.00	0	0												
205700 - Absentee Reporting	1	0	0.00	0	0												
205700 - Early Vote Reporting	1	0	0.00	0	0												
205800 2058	1446	405	28.01	297	84												
205800 - Absentee Reporting	1446	116	8.02	79	23												
205800 - Early Vote Reporting	1446	699	48.34	487	165												
205900 2059	225	46	20.44	31	11												
205900 - Absentee Reporting	225	25	11.11	17	6												
205900 - Early Vote Reporting	225	119	52.89	85	23												
206000 2060	0	0	0.00	0	0												
206000 - Absentee Reporting	0	0	0.00	0	0												
206000 - Early Vote Reporting	0	0	0.00	0	0												
206100 2061	0	0	0.00	0	0												
206100 - Absentee Reporting	0	0	0.00	0	0												
206100 - Early Vote Reporting	0	0	0.00	0	0												
206200 2062	0	0	0.00	0	0												
206200 - Absentee Reporting	0	0	0.00	0	0												
206200 - Early Vote Reporting	0	0	0.00	0	0												
206300 2063	4	0	0.00	0	0												
206300 - Absentee Reporting	4	1	25.00	*****		Insufficient Turnout to Protect Voter Privacy										*****	
206300 - Early Vote Reporting	4	3	75.00	*****		Insufficient Turnout to Protect Voter Privacy										*****	
206400 2064	0	0	0.00	0	0												
206400 - Absentee Reporting	0	0	0.00	0	0												
206400 - Early Vote Reporting	0	0	0.00	0	0												
206500 2065	4	3	75.00	*****		Insufficient Turnout to Protect Voter Privacy										*****	
206500 - Absentee Reporting	4	0	0.00	0	0												
206500 - Early Vote Reporting	4	0	0.00	0	0												
206600 2066	0	0	0.00	0	0												
206600 - Absentee Reporting	0	0	0.00	0	0												
206600 - Early Vote Reporting	0	0	0.00	0	0												

12-1057

WASHOE COUNTY Statement of Vote
GENERAL ELECTION

140043		NONPARTISAN RNO-1: CITY OF RENO ADVISORY BALLOT QUESTION										
	Registration	Ballots Cast	Turnout (%)	YES	NO							
206700 2067	0	0	0.00	0	0							
206700 - Absentee Reporting	0	0	0.00	0	0							
206700 - Early Vote Reporting	0	0	0.00	0	0							
206800 2068	6	3	50.00	*****								
206800 - Absentee Reporting	6	1	16.67	*****								
206800 - Early Vote Reporting	6	1	16.67	*****								
206900 2069	2	2	100.00	*****								
206900 - Absentee Reporting	2	0	0.00	0	0							
206900 - Early Vote Reporting	2	0	0.00	0	0							
207000 2070	0	0	0.00	0	0							
207000 - Absentee Reporting	0	0	0.00	0	0							
207000 - Early Vote Reporting	0	0	0.00	0	0							
207200 2072	3	0	0.00	0	0							
207200 - Absentee Reporting	3	0	0.00	0	0							
207200 - Early Vote Reporting	3	3	100.00	*****								
207300 2073	2	0	0.00	0	0							
207300 - Absentee Reporting	2	1	50.00	*****								
207300 - Early Vote Reporting	2	1	50.00	*****								
207400 2074	0	0	0.00	0	0							
207400 - Absentee Reporting	0	0	0.00	0	0							
207400 - Early Vote Reporting	0	0	0.00	0	0							
207500 2075	28	7	25.00	*****								
207500 - Absentee Reporting	28	0	0.00	0	0							
207500 - Early Vote Reporting	28	19	67.86	15	3							
207600 2076	2	0	0.00	0	0							
207600 - Absentee Reporting	2	2	100.00	*****								
207600 - Early Vote Reporting	2	0	0.00	0	0							
207700 2077	2	1	50.00	*****								
207700 - Absentee Reporting	2	0	0.00	0	0							
207700 - Early Vote Reporting	2	1	50.00	*****								
207800 2078	0	0	0.00	0	0							
207800 - Absentee Reporting	0	0	0.00	0	0							
207800 - Early Vote Reporting	0	0	0.00	0	0							
207900 2079	2	0	0.00	0	0							
207900 - Absentee Reporting	2	0	0.00	0	0							
207900 - Early Vote Reporting	2	2	100.00	*****								
208000 2080	962	212	22.04	160	37							
208000 - Absentee Reporting	962	90	9.36	63	17							
208000 - Early Vote Reporting	962	434	45.11	309	91							
300100 3001	546	88	16.12	65	16							
300100 - Absentee Reporting	546	55	10.07	38	9							
300100 - Early Vote Reporting	546	184	33.70	135	32							
300200 3002	12	1	8.33	*****								
300200 - Absentee Reporting	12	3	25.00	*****								
300200 - Early Vote Reporting	12	5	41.67	*****								
300300 3003	3	0	0.00	0	0							
300300 - Absentee Reporting	3	3	100.00	*****								
300300 - Early Vote Reporting	3	0	0.00	0	0							
300400 3004	608	182	29.93	143	35							
300400 - Absentee Reporting	608	50	8.22	33	5							
300400 - Early Vote Reporting	608	235	38.65	166	57							
300500 3005	85	15	17.65	11	1							
300500 - Absentee Reporting	85	7	8.24	*****								
300500 - Early Vote Reporting	85	23	27.06	19	4							
300600 3006	66	6	9.09	*****								
300600 - Absentee Reporting	66	12	18.18	10	1							
300600 - Early Vote Reporting	66	37	56.06	23	10							
300700 3007	1087	237	21.80	172	46							
300700 - Absentee Reporting	1087	67	6.16	46	14							
300700 - Early Vote Reporting	1087	477	43.88	358	84							

Insufficient Turnout to Protect Voter Privacy *****

Insufficient Turnout to Protect Voter Privacy *****

Insufficient Turnout to Protect Voter Privacy *****

Insufficient Turnout to Protect Voter Privacy *****

Insufficient Turnout to Protect Voter Privacy *****

Insufficient Turnout to Protect Voter Privacy *****

Insufficient Turnout to Protect Voter Privacy *****

10-1054

WASHOE COUNTY Statement of Vote
GENERAL ELECTION

140043

NONPARTISAN RNO-1: CITY OF RENO ADVISORY BALLOT QUESTION

	Registration	Ballots Cast	Turnout (%)	YES	NO														
302800 3028	298	82	27.52	58	19														
302800 - Absentee Reporting	298	8	2.68	*****		Insufficient Turnout to Protect Voter Privacy												*****	
302800 - Early Vote Reporting	298	119	39.93	95	17														
302900 3029	339	38	11.21	28	9														
302900 - Absentee Reporting	339	25	7.37	20	4														
302900 - Early Vote Reporting	339	204	60.18	150	48														
303000 3030	577	116	20.10	88	24														
303000 - Absentee Reporting	577	47	8.15	29	9														
303000 - Early Vote Reporting	577	294	50.95	197	83														
303100 3031	583	89	15.27	69	11														
303100 - Absentee Reporting	583	14	2.40	10	0														
303100 - Early Vote Reporting	583	262	44.94	211	41														
303200 3032	706	103	14.59	78	17														
303200 - Absentee Reporting	706	61	8.64	36	11														
303200 - Early Vote Reporting	706	427	60.48	294	110														
303300 3033	188	33	17.55	28	4														
303300 - Absentee Reporting	188	8	4.26	*****		Insufficient Turnout to Protect Voter Privacy												*****	
303300 - Early Vote Reporting	188	73	38.83	60	12														
303400 3034	0	0	0.00	0	0														
303400 - Absentee Reporting	0	0	0.00	0	0														
303400 - Early Vote Reporting	0	1	0.00	*****		Insufficient Turnout to Protect Voter Privacy												*****	
303500 3035	0	0	0.00	0	0														
303500 - Absentee Reporting	0	0	0.00	0	0														
303500 - Early Vote Reporting	0	0	0.00	0	0														
303600 3036	246	58	23.58	42	12														
303600 - Absentee Reporting	246	13	5.28	10	2														
303600 - Early Vote Reporting	246	84	34.15	66	9														
303800 3038	472	163	34.53	124	34														
303800 - Absentee Reporting	472	21	4.45	18	0														
303800 - Early Vote Reporting	472	212	44.92	156	46														
303900 3039	2	0	0.00	0	0														
303900 - Absentee Reporting	2	0	0.00	0	0														
303900 - Early Vote Reporting	2	2	100.00	*****		Insufficient Turnout to Protect Voter Privacy												*****	
304000 3040	482	88	18.26	65	18														
304000 - Absentee Reporting	482	27	5.60	20	3														
304000 - Early Vote Reporting	482	183	37.97	122	45														
400000 4000	788	162	20.56	122	29														
400000 - Absentee Reporting	788	37	4.70	26	6														
400000 - Early Vote Reporting	788	284	36.04	218	50														
400300 4003	834	195	23.38	150	33														
400300 - Absentee Reporting	834	78	9.35	58	12														
400300 - Early Vote Reporting	834	353	42.33	256	81														
400500 4005	536	112	20.90	82	22														
400500 - Absentee Reporting	536	41	7.65	29	7														
400500 - Early Vote Reporting	536	177	33.02	139	27														
400700 4007	16	4	25.00	*****		Insufficient Turnout to Protect Voter Privacy												*****	
400700 - Absentee Reporting	16	1	6.25	*****		Insufficient Turnout to Protect Voter Privacy												*****	
400700 - Early Vote Reporting	16	3	18.75	*****		Insufficient Turnout to Protect Voter Privacy												*****	
400800 4008	0	0	0.00	0	0														
400800 - Absentee Reporting	0	0	0.00	0	0														
400800 - Early Vote Reporting	0	0	0.00	0	0														
400900 4009	459	127	27.67	96	23														
400900 - Absentee Reporting	459	51	11.11	39	8														
400900 - Early Vote Reporting	459	163	35.51	126	33														
401200 4012	814	211	25.92	163	34														
401200 - Absentee Reporting	814	43	5.28	26	13														
401200 - Early Vote Reporting	814	286	35.14	195	70														
401400 4014	1055	201	19.05	155	28														
401400 - Absentee Reporting	1055	77	7.30	53	15														
401400 - Early Vote Reporting	1055	493	46.73	346	120														

10-10-12

WASHOE COUNTY Statement of Vote
GENERAL ELECTION

November 6, 2012

140043		NONPARTISAN RNO-1: CITY OF RENO ADVISORY BALLOT QUESTION											
	Registration	Ballots Cast	Turnout (%)	YES	NO								
401500 4015	0	0	0.00	0	0								
401500 - Absentee Reporting	0	0	0.00	0	0								
401500 - Early Vote Reporting	0	0	0.00	0	0								
401600 4016	1209	291	24.07	215	48								
401600 - Absentee Reporting	1209	74	6.12	57	9								
401600 - Early Vote Reporting	1209	461	38.13	335	90								
401700 4017	1019	286	28.07	212	62								
401700 - Absentee Reporting	1019	47	4.61	36	7								
401700 - Early Vote Reporting	1019	355	34.84	265	73								
401800 4018	0	0	0.00	0	0								
401800 - Absentee Reporting	0	0	0.00	0	0								
401800 - Early Vote Reporting	0	0	0.00	0	0								
401900 4019	874	237	27.12	175	45								
401900 - Absentee Reporting	874	44	5.03	33	7								
401900 - Early Vote Reporting	874	283	32.38	216	51								
402000 4020	333	91	27.33	75	11								
402000 - Absentee Reporting	333	17	5.11	15	1								
402000 - Early Vote Reporting	333	116	34.83	85	19								
402100 4021	202	55	27.23	47	4								
402100 - Absentee Reporting	202	18	8.91	8	7								
402100 - Early Vote Reporting	202	90	44.55	72	15								
402200 4022	90	10	11.11	7	3								
402200 - Absentee Reporting	90	12	13.33	11	1								
402200 - Early Vote Reporting	90	51	56.67	36	13								
402300 4023	605	116	19.17	86	20								
402300 - Absentee Reporting	605	56	9.26	37	11								
402300 - Early Vote Reporting	605	271	44.79	207	51								
402400 4024	479	127	26.51	102	20								
402400 - Absentee Reporting	479	26	5.43	23	3								
402400 - Early Vote Reporting	479	177	36.95	131	34								
402500 4025	732	181	24.73	141	32								
402500 - Absentee Reporting	732	67	9.15	49	11								
402500 - Early Vote Reporting	732	280	38.25	198	70								
402600 4026	4	0	0.00	0	0								
402600 - Absentee Reporting	4	4	100.00	*****	*****								
402600 - Early Vote Reporting	4	1	25.00	*****	*****								
402800 4028	0	0	0.00	0	0								
402800 - Absentee Reporting	0	0	0.00	0	0								
402800 - Early Vote Reporting	0	0	0.00	0	0								
402900 4029	0	0	0.00	0	0								
402900 - Absentee Reporting	0	0	0.00	0	0								
402900 - Early Vote Reporting	0	0	0.00	0	0								
403200 4032	1155	326	28.23	245	63								
403200 - Absentee Reporting	1155	96	8.31	78	13								
403200 - Early Vote Reporting	1155	505	43.72	364	121								
403300 4033	1101	260	23.61	188	55								
403300 - Absentee Reporting	1101	96	8.72	53	27								
403300 - Early Vote Reporting	1101	544	49.41	380	134								
403500 4035	1381	375	27.15	291	62								
403500 - Absentee Reporting	1381	79	5.72	52	13								
403500 - Early Vote Reporting	1381	559	40.48	415	108								
403600 4036	705	172	24.40	133	29								
403600 - Absentee Reporting	705	40	5.67	33	4								
403600 - Early Vote Reporting	705	308	43.69	237	65								
403700 4037	1006	269	26.74	201	51								
403700 - Absentee Reporting	1006	68	6.76	50	11								
403700 - Early Vote Reporting	1006	418	41.55	304	96								
403800 4038	553	150	27.12	108	27								
403800 - Absentee Reporting	553	61	11.03	52	8								
403800 - Early Vote Reporting	553	217	39.24	152	49								

10-1057

Insufficient Turnout to Protect Voter Privacy
Insufficient Turnout to Protect Voter Privacy

WASHOE COUNTY Statement of Vote
GENERAL ELECTION

140043

NONPARTISAN RNO-1: CITY OF RENO ADVISORY BALLOT QUESTION

	Registration	Ballots Cast	Turnout (%)	YES	NO													
403900 4039	1231	337	27.38	258	51													
403900 - Absentee Reporting	1231	83	6.74	52	22													
403900 - Early Vote Reporting	1231	509	41.35	389	97													
404000 4040	1	0	0.00	0	0													
404000 - Absentee Reporting	1	0	0.00	0	0													
404000 - Early Vote Reporting	1	0	0.00	0	0													
404100 4041	1284	382	29.75	306	55													
404100 - Absentee Reporting	1284	64	4.98	41	12													
404100 - Early Vote Reporting	1284	455	35.44	350	83													
404200 4042	0	0	0.00	0	0													
404200 - Absentee Reporting	0	0	0.00	0	0													
404200 - Early Vote Reporting	0	0	0.00	0	0													
404300 4043	41	11	26.83	11	0													
404300 - Absentee Reporting	41	2	4.88	*****														
404300 - Early Vote Reporting	41	22	53.66	14	4													
404500 4045	729	179	24.55	132	29													
404500 - Absentee Reporting	729	22	3.02	17	3													
404500 - Early Vote Reporting	729	243	33.33	180	48													
404600 4046	77	13	16.88	10	3													
404600 - Absentee Reporting	77	3	3.90	*****														
404600 - Early Vote Reporting	77	25	32.47	19	5													
404700 4047	63	24	38.10	17	4													
404700 - Absentee Reporting	63	5	7.94	*****														
404700 - Early Vote Reporting	63	25	39.68	17	8													
405000 4050	0	0	0.00	0	0													
405000 - Absentee Reporting	0	0	0.00	0	0													
405000 - Early Vote Reporting	0	0	0.00	0	0													
405100 4051	0	0	0.00	0	0													
405100 - Absentee Reporting	0	0	0.00	0	0													
405100 - Early Vote Reporting	0	0	0.00	0	0													
405200 4052	0	0	0.00	0	0													
405200 - Absentee Reporting	0	0	0.00	0	0													
405200 - Early Vote Reporting	0	0	0.00	0	0													
405300 4053	1373	309	22.51	239	44													
405300 - Absentee Reporting	1373	46	3.35	35	6													
405300 - Early Vote Reporting	1373	473	34.45	379	65													
500000 5000	720	200	27.78	144	46													
500000 - Absentee Reporting	720	53	7.36	29	11													
500000 - Early Vote Reporting	720	306	42.50	200	94													
500300 5003	54	15	27.78	12	3													
500300 - Absentee Reporting	54	6	11.11	*****														
500300 - Early Vote Reporting	54	19	35.19	16	3													
500500 5005	1335	155	11.61	111	30													
500500 - Absentee Reporting	1335	94	7.04	65	14													
500500 - Early Vote Reporting	1335	288	21.57	208	55													
500600 5006	1197	351	29.32	244	81													
500600 - Absentee Reporting	1197	82	6.85	53	18													
500600 - Early Vote Reporting	1197	559	46.70	351	175													
500700 5007	75	15	20.00	10	4													
500700 - Absentee Reporting	75	11	14.67	8	1													
500700 - Early Vote Reporting	75	36	48.00	30	2													
500800 5008	681	164	24.08	125	30													
500800 - Absentee Reporting	681	51	7.49	26	15													
500800 - Early Vote Reporting	681	256	37.59	163	75													
500900 5009	705	184	26.10	125	43													
500900 - Absentee Reporting	705	33	4.68	21	7													
500900 - Early Vote Reporting	705	284	40.28	195	69													
501000 5010	1237	345	27.89	253	68													
501000 - Absentee Reporting	1237	47	3.80	28	6													
501000 - Early Vote Reporting	1237	435	35.17	313	82													

Insufficient Turnout to Protect Voter Privacy *****

Insufficient Turnout to Protect Voter Privacy *****

Insufficient Turnout to Protect Voter Privacy *****

Insufficient Turnout to Protect Voter Privacy *****

12-10-12

WASHOE COUNTY Statement of Vote
GENERAL ELECTION

140043		NONPARTISAN RNO-1: CITY OF RENO ADVISORY BALLOT QUESTION												
	Registration	Ballots Cast	Turnout (%)		YES	NO								
501100 5011	870	191	21.95		130	47								
501100 - Absentee Reporting	870	70	8.05		46	15								
501100 - Early Vote Reporting	870	461	52.99		321	119								
501200 5012	470	106	22.55		70	30								
501200 - Absentee Reporting	470	35	7.45		23	5								
501200 - Early Vote Reporting	470	222	47.23		157	48								
501400 5014	774	139	17.96		106	27								
501400 - Absentee Reporting	774	58	7.49		31	17								
501400 - Early Vote Reporting	774	448	57.88		294	139								
501500 5015	0	0	0.00		0	0								
501500 - Absentee Reporting	0	0	0.00		0	0								
501500 - Early Vote Reporting	0	0	0.00		0	0								
501600 5016	1150	282	24.52		210	58								
501600 - Absentee Reporting	1150	113	9.83		78	23								
501600 - Early Vote Reporting	1150	480	41.74		322	138								
501800 5018	1015	244	24.04		175	58								
501800 - Absentee Reporting	1015	81	7.98		49	21								
501800 - Early Vote Reporting	1015	473	46.60		321	124								
502000 5020	306	48	15.69		29	10								
502000 - Absentee Reporting	306	36	11.76		23	7								
502000 - Early Vote Reporting	306	85	27.78		62	15								
502200 5022	958	273	28.50		196	63								
502200 - Absentee Reporting	958	62	6.47		36	12								
502200 - Early Vote Reporting	958	429	44.78		306	104								
502300 5023	0	0	0.00		0	0								
502300 - Absentee Reporting	0	0	0.00		0	0								
502300 - Early Vote Reporting	0	0	0.00		0	0								
502400 5024	1198	366	30.55		268	83								
502400 - Absentee Reporting	1198	91	7.60		62	20								
502400 - Early Vote Reporting	1198	452	37.73		336	88								
502600 5026	1117	252	22.56		197	44								
502600 - Absentee Reporting	1117	129	11.55		87	28								
502600 - Early Vote Reporting	1117	463	41.45		316	120								
502700 5027	1632	347	21.26		253	49								
502700 - Absentee Reporting	1632	35	2.14		19	8								
502700 - Early Vote Reporting	1632	626	38.36		490	94								
503000 5030	1260	290	23.02		197	67								
503000 - Absentee Reporting	1260	82	6.51		51	21								
503000 - Early Vote Reporting	1260	644	51.11		449	152								
503100 5031	12	2	16.67		*****	*****								
503100 - Absentee Reporting	12	0	0.00		0	0								
503100 - Early Vote Reporting	12	9	75.00		*****	*****								
503200 5032	445	93	20.90		68	17								
503200 - Absentee Reporting	445	27	6.07		16	5								
503200 - Early Vote Reporting	445	236	53.03		162	60								
503300 5033	816	219	26.84		161	48								
503300 - Absentee Reporting	816	60	7.35		41	15								
503300 - Early Vote Reporting	816	368	45.10		252	104								
503400 5034	866	186	21.48		143	30								
503400 - Absentee Reporting	866	74	8.55		51	15								
503400 - Early Vote Reporting	866	423	48.85		313	89								
503500 5035	1272	259	20.36		198	38								
503500 - Absentee Reporting	1272	100	7.86		74	10								
503500 - Early Vote Reporting	1272	606	47.64		433	129								
503600 5036	1287	270	20.98		199	57								
503600 - Absentee Reporting	1287	90	6.99		69	13								
503600 - Early Vote Reporting	1287	679	52.76		466	168								
503900 5039	45	15	33.33		11	3								
503900 - Absentee Reporting	45	5	11.11		*****	*****								
503900 - Early Vote Reporting	45	15	33.33		12	2								

12-10-12

Insufficient Turnout to Protect Voter Privacy *****

Insufficient Turnout to Protect Voter Privacy *****

Insufficient Turnout to Protect Voter Privacy *****

WASHOE COUNTY Statement of Vote
GENERAL ELECTION

140043		NONPARTISAN RNO-1: CITY OF RENO ADVISORY BALLOT QUESTION												
		Registration	Ballots Cast	Turnout (%)	YES	NO								
504000	5040	673	133	19.76	89	32								
504000	- Absentee Reporting	673	50	7.43	30	14								
504000	- Early Vote Reporting	673	387	57.50	269	92								
504100	5041	643	147	22.86	115	23								
504100	- Absentee Reporting	643	57	8.86	35	17								
504100	- Early Vote Reporting	643	333	51.79	233	79								
504500	5045	1356	297	21.90	205	61								
504500	- Absentee Reporting	1356	137	10.10	97	31								
504500	- Early Vote Reporting	1356	755	55.68	543	163								
504600	5046	1423	244	17.15	162	63								
504600	- Absentee Reporting	1423	249	17.50	159	62								
504600	- Early Vote Reporting	1423	829	58.26	483	290								
504700	5047	0	0	0.00	0	0								
504700	- Absentee Reporting	0	0	0.00	0	0								
504700	- Early Vote Reporting	0	0	0.00	0	0								
504800	5048	6	0	0.00	0	0								
504800	- Absentee Reporting	6	2	33.33	*****									
504800	- Early Vote Reporting	6	0	0.00	0	0								
504900	5049	0	0	0.00	0	0								
504900	- Absentee Reporting	0	0	0.00	0	0								
504900	- Early Vote Reporting	0	0	0.00	0	0								
505000	5050	0	0	0.00	0	0								
505000	- Absentee Reporting	0	0	0.00	0	0								
505000	- Early Vote Reporting	0	0	0.00	0	0								
505100	5051	0	0	0.00	0	0								
505100	- Absentee Reporting	0	0	0.00	0	0								
505100	- Early Vote Reporting	0	0	0.00	0	0								
505200	5052	0	0	0.00	0	0								
505200	- Absentee Reporting	0	0	0.00	0	0								
505200	- Early Vote Reporting	0	0	0.00	0	0								
505300	5053	20	2	10.00	*****									
505300	- Absentee Reporting	20	2	10.00	*****									
505300	- Early Vote Reporting	20	6	30.00	*****									
505400	5054	4	0	0.00	0	0								
505400	- Absentee Reporting	4	3	75.00	*****									
505400	- Early Vote Reporting	4	1	25.00	*****									
505600	5056	932	169	18.13	122	37								
505600	- Absentee Reporting	932	112	12.02	75	24								
505600	- Early Vote Reporting	932	357	38.30	232	107								
505800	5058	0	0	0.00	0	0								
505800	- Absentee Reporting	0	0	0.00	0	0								
505800	- Early Vote Reporting	0	0	0.00	0	0								
506100	5061	0	0	0.00	0	0								
506100	- Absentee Reporting	0	0	0.00	0	0								
506100	- Early Vote Reporting	0	1	0.00	*****									
506200	5062	1262	285	22.58	211	61								
506200	- Absentee Reporting	1262	114	9.03	75	28								
506200	- Early Vote Reporting	1262	609	48.26	438	145								
506300	5063	298	44	14.77	31	5								
506300	- Absentee Reporting	298	10	3.36	7	1								
506300	- Early Vote Reporting	298	95	31.88	62	25								
506400	5064	618	129	20.87	93	25								
506400	- Absentee Reporting	618	17	2.75	11	3								
506400	- Early Vote Reporting	618	199	32.20	148	34								
Precinct Totals		124098	27336	22.03	19952	5528								
Absentee Reporting Totals		124098	9920	7.99	6671	1982								
Early Vote Reporting Totals		124098	56384	45.44	39585	13444								

***** Insufficient Turnout to Protect Voter Privacy *****

***** Insufficient Turnout to Protect Voter Privacy *****
 ***** Insufficient Turnout to Protect Voter Privacy *****
 ***** Insufficient Turnout to Protect Voter Privacy *****

***** Insufficient Turnout to Protect Voter Privacy *****
 ***** Insufficient Turnout to Protect Voter Privacy *****

***** Insufficient Turnout to Protect Voter Privacy *****

12-1027

WASHOE COUNTY Statement of Vote
GENERAL ELECTION

140043	NONPARTISAN RNO-1: CITY OF RENO ADVISORY BALLOT QUESTION													
	Registration	Ballots Cast	Turnout (%)		YES	NO								
Grand Totals	124098	93640	75.46		66208	20954								
UNITED STATES SENATOR	124098	93640	75.46		66208	20954								
DISTRICT 2	124098	93640	75.46		66208	20954								
Senate District 13	35726	24241	67.85		17420	4942								
Senate District 15	60199	47800	79.40		33140	11554								
24TH	30526	20455	67.01		14563	4272								
25TH	32254	26444	81.99		18019	6675								
26TH	20261	15958	78.76		11444	3371								
27TH	27945	21356	76.42		15121	4879								
30TH	5200	3786	72.81		2857	670								
31ST	5899	4276	72.49		3216	816								
32ND	1603	1008	62.88		753	183								
40TH	410	357	87.07		235	88								
1	47490	37912	79.83		25889	9588								
RENO	124098	93640	75.46		66208	20954								
RENO-VERDI	124098	93640	75.46		66208	20954								

11/12/12